

US00D493640S1

(12) **United States Design Patent** (10) **Patent No.:** **US D493,640 S**
Nemec et al. (45) **Date of Patent:** **** Aug. 3, 2004**

(54) **FLAT END PANEL WITH CURVED SIDES, FOR A STORAGE UNIT OR THE LIKE**
 (75) Inventors: **Brian R. Nemec**, Delavan, WI (US); **Cory R. Boudreau**, Madison, WI (US); **William Lindeman**, Marshall, WI (US); **Ami Marie Verhalen**, Sun Prairie, WI (US); **Richard A. Nelipovich**, Madison, WI (US)

(73) Assignee: **Spacesaver Corporation**, Fort Atkinson, WI (US)

(**) Term: **14 Years**

(21) Appl. No.: **29/180,879**

(22) Filed: **May 1, 2003**

Related U.S. Application Data

(62) Division of application No. 29/162,034, filed on Jun. 7, 2002, now Pat. No. Des. 477,937.

(51) **LOC (7) Cl.** **06-06**

(52) **U.S. Cl.** **D6/494; D6/492**

(58) **Field of Search** D6/300, 332, 491, D6/492, 494, 495, 509-511; D14/439, 441; D20/41; D25/138, 144; D7/552.2, 554.3, 550.1; 99/422; 312/249.8, 249.11, 293.2, 249.2; 428/105, 163, 167, 174, 181, 182

(56) **References Cited**

U.S. PATENT DOCUMENTS

D36,530 S	*	8/1903	Housh	D6/300
2,265,671 A		12/1941	Quadri		
2,347,985 A		5/1944	Beersman		
D161,752 S	*	1/1951	Hart	D7/554.3
D173,120 S	*	9/1954	Levenhagen	D7/554.3
2,704,974 A	*	3/1955	Steman	99/422
D224,138 S	*	7/1972	Mahler	D6/583

3,920,872 A	*	11/1975	Ollinger	428/95
D280,469 S	*	9/1985	Heyman et al.	D6/314
D328,171 S		7/1992	Hikawa		
D343,737 S	*	2/1994	Huttner	D6/300
D370,580 S		6/1996	Keller et al.		
D373,601 S	*	9/1996	Jackle	D20/21
D382,735 S	*	8/1997	Zapf	D6/492
D387,566 S	*	12/1997	Celentano et al.	D6/300
D388,268 S		12/1997	Hahn		
D402,143 S	*	12/1998	Zapf	D6/510
D403,902 S		1/1999	Schwartz		
D407,666 S	*	4/1999	Churchville	D11/132
D415,482 S	*	10/1999	Jolson	D14/447
D417,099 S		11/1999	Johnson, Jr.		
D417,241 S	*	11/1999	Frey	D20/41
D418,927 S	*	1/2000	Levesque	D25/138
D427,783 S		7/2000	Luedke		
D430,760 S		9/2000	Maitland-Smith		
D431,838 S	*	10/2000	Ragot	D20/10
D436,754 S	*	1/2001	Bellini	D6/445
D438,034 S		2/2001	Jermain		
D455,755 S	*	4/2002	Levine et al.	D14/447
D477,937 S	*	8/2003	Nemec et al.	D6/492

* cited by examiner

Primary Examiner—Cathron C. Brooks

(74) *Attorney, Agent, or Firm*—Boyle, Fredrickson, Newholm, Stein & Gratz, S.C.


(57) **CLAIM**

The ornamental design for a flat end panel with curved sides, for a storage unit or the like, as shown and described.

DESCRIPTION

FIG. 1 is an isometric view incorporating our new design; FIG. 2 is a front elevation view thereof; FIG. 3 is a side elevation view thereof; and, FIG. 4 is a top plan view thereof. The broken lines shown are for illustrative purposes only and form no part of the claimed design.

1 Claim, 2 Drawing Sheets



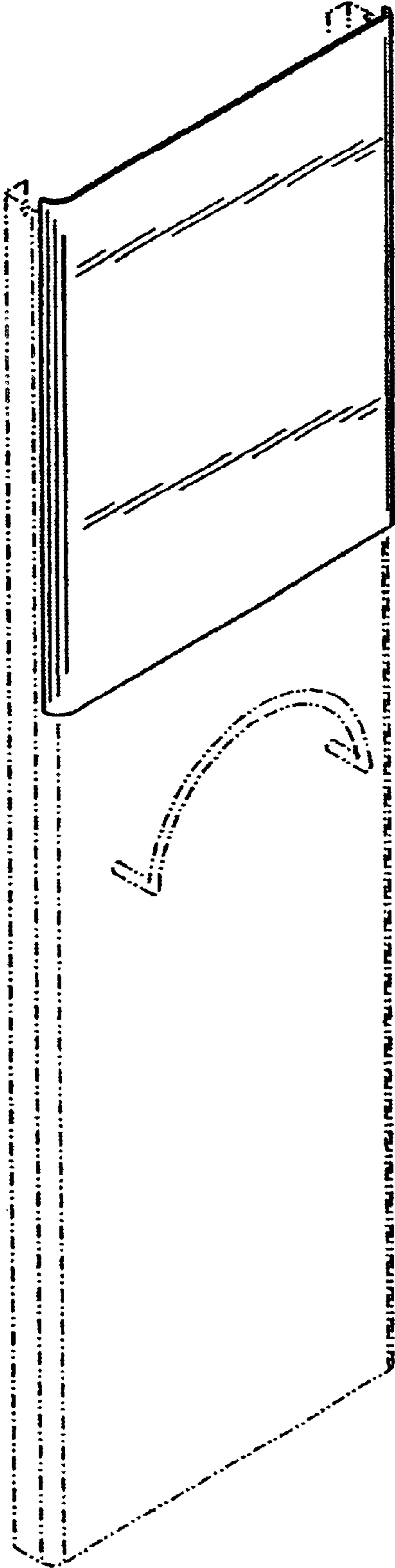


FIG. 1


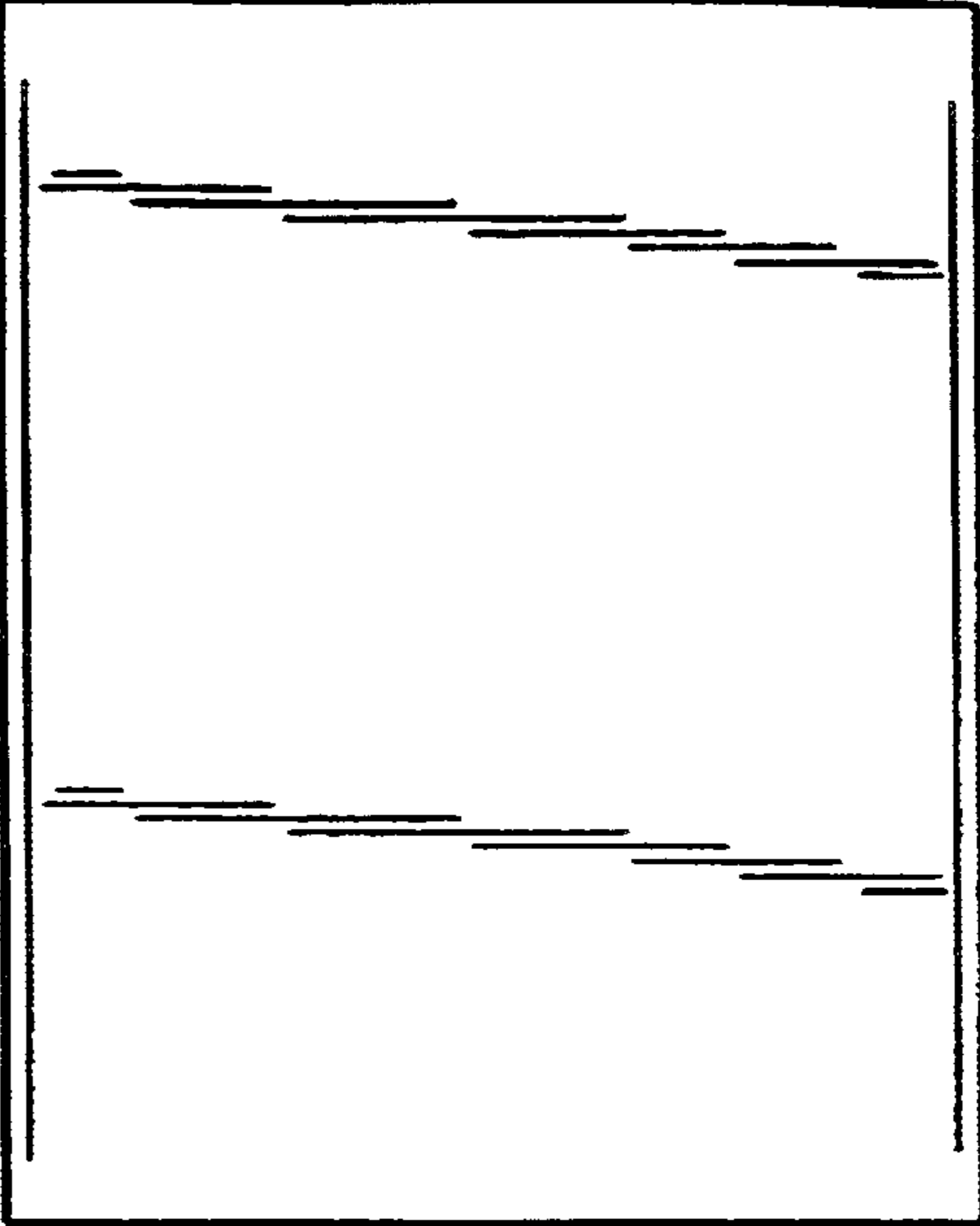


FIG. 2

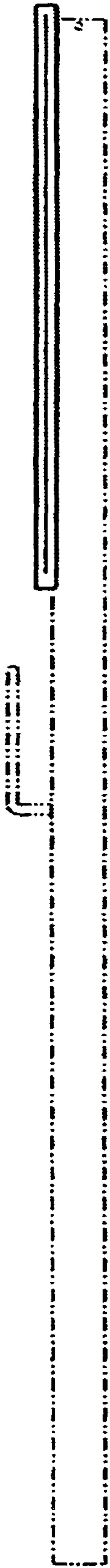


FIG. 3




FIG. 4