

US00D493574S1

(12) **United States Design Patent**
Cheeks

(10) **Patent No.: US D493,574 S**

(45) **Date of Patent: ** Jul. 27, 2004**

(54) **COMBINED MANICURE HAND SUPPORT AND NAIL POLISH HOLDER**

(76) Inventor: **Lewis Cheeks**, 1889 Sedgwick Ave.,
Bronx, NY (US) 10453

(**) Term: **14 Years**

(21) Appl. No.: **29/167,315**

(22) Filed: **Nov. 15, 2002**

(51) **LOC (7) Cl. 28-03**

(52) **U.S. Cl. D28/61**

(58) **Field of Search 132/73, 283; D28/56,
D28/57, 61, 62**

(56) **References Cited**

U.S. PATENT DOCUMENTS

| | | | | | |
|-------------|---|---------|-----------------|-------|--------|
| D142,327 S | * | 8/1945 | McPharlin | | D28/61 |
| D158,223 S | * | 4/1950 | Schubert et al. | | D28/61 |
| 3,198,197 A | * | 8/1965 | Van Halanger | | 132/73 |
| D372,558 S | * | 8/1996 | Schonhorn | | D28/61 |
| D376,671 S | * | 12/1996 | Schonhorn | | D28/61 |

D446,353 S * 8/2001 Crary D28/61

* cited by examiner

Primary Examiner—Jennifer Rivard

(57) **CLAIM**

The ornamental design for a combined manicure hand support and nail polish holder, as shown and described.

DESCRIPTION

The adjustable strap secures the hand to the support while the nail polish holder expands to receive the bottle.

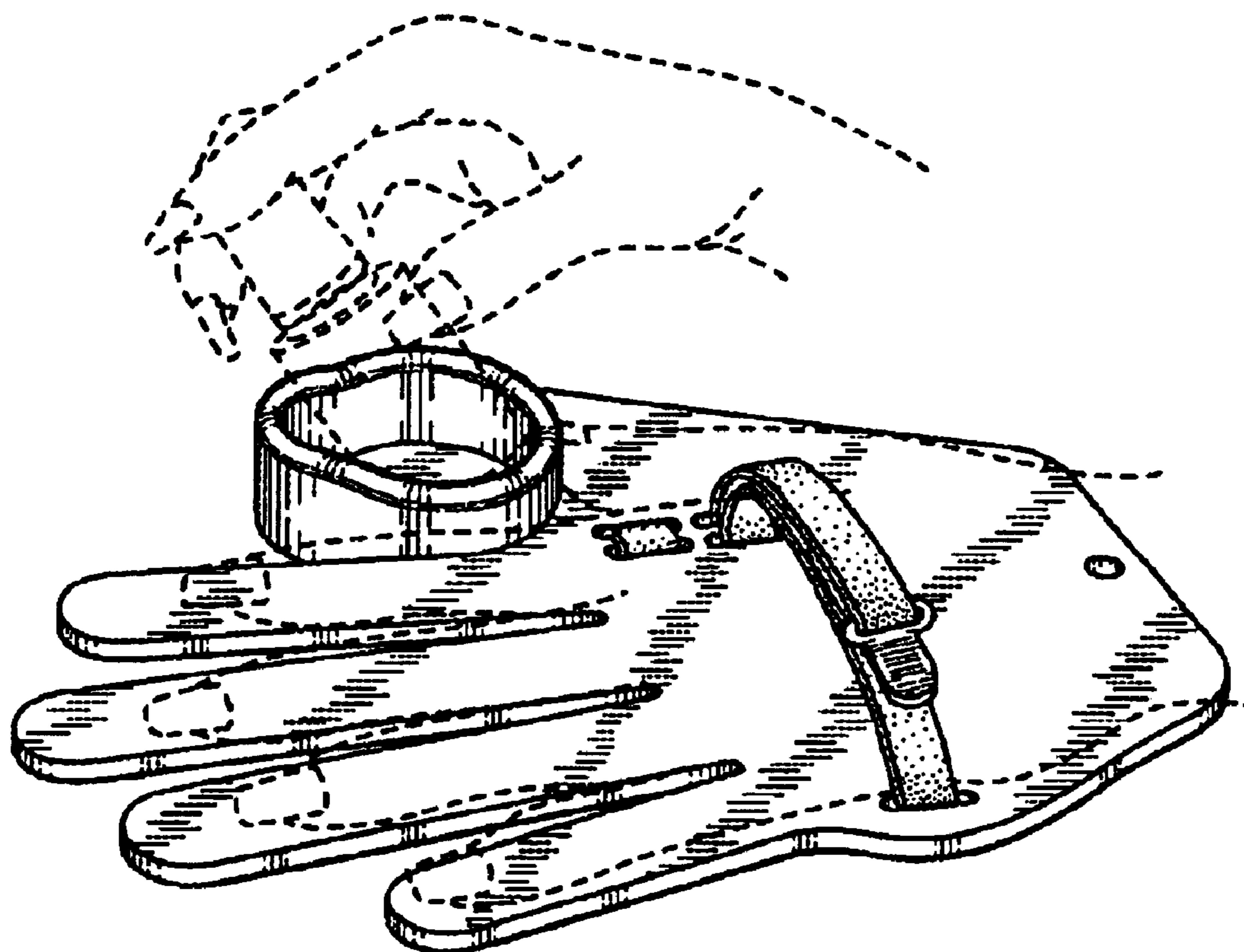
FIG. 1 is a front elevation view of the combined manicure hand support and nail polish holder, the opposite side being a mirror image thereof. It is understood that the strap can be moved to the opposite side.

FIG. 2 is a perspective view of the combined manicure hand support and nail polish holder; and,

FIG. 3 is a perspective view of the combined manicure hand support and nail polish holder.

The broken line environmental showing of the hand and bottle are for illustrative purposes only and form no part of the claimed design.

1 Claim, 1 Drawing Sheet



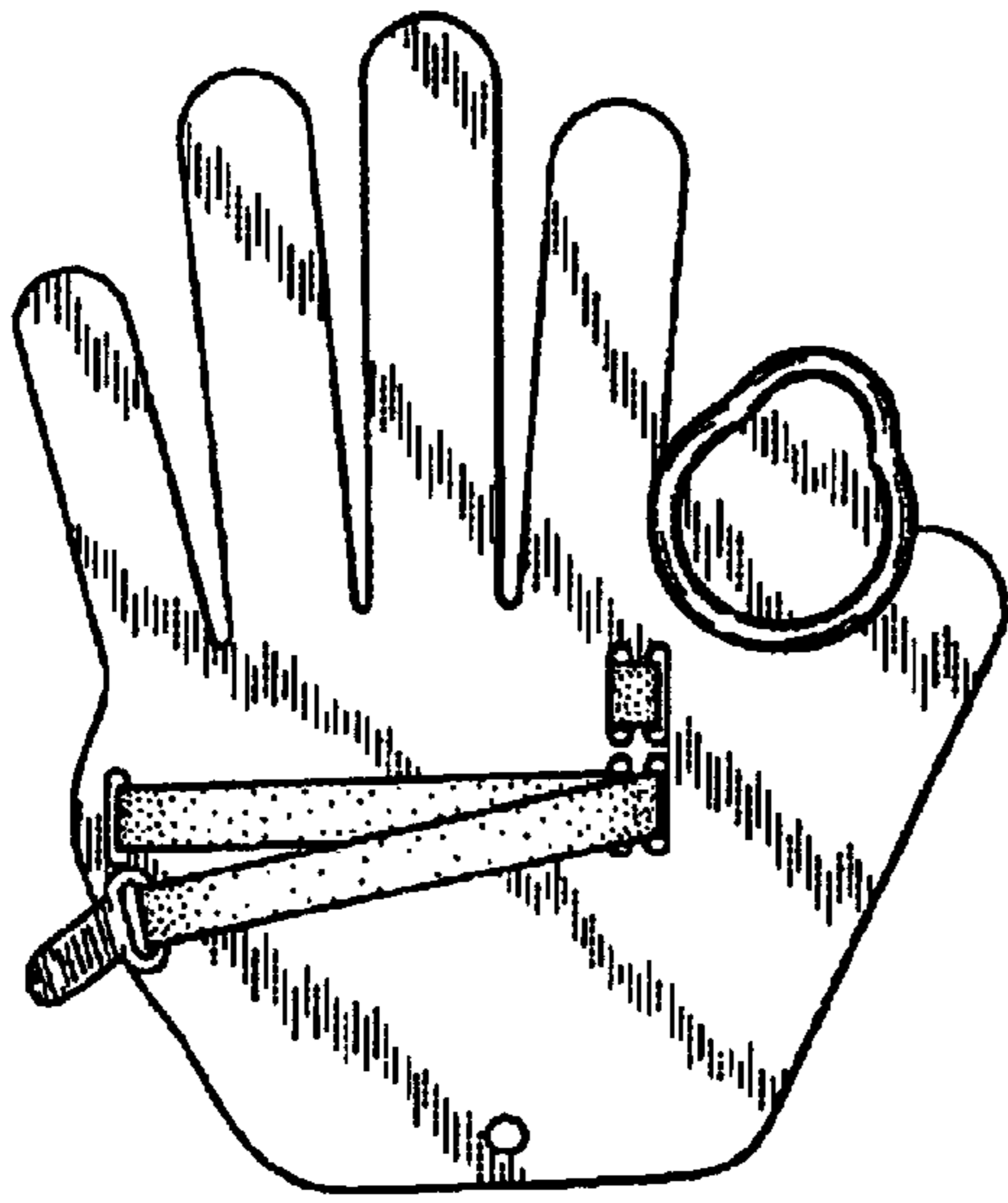


FIG. 1

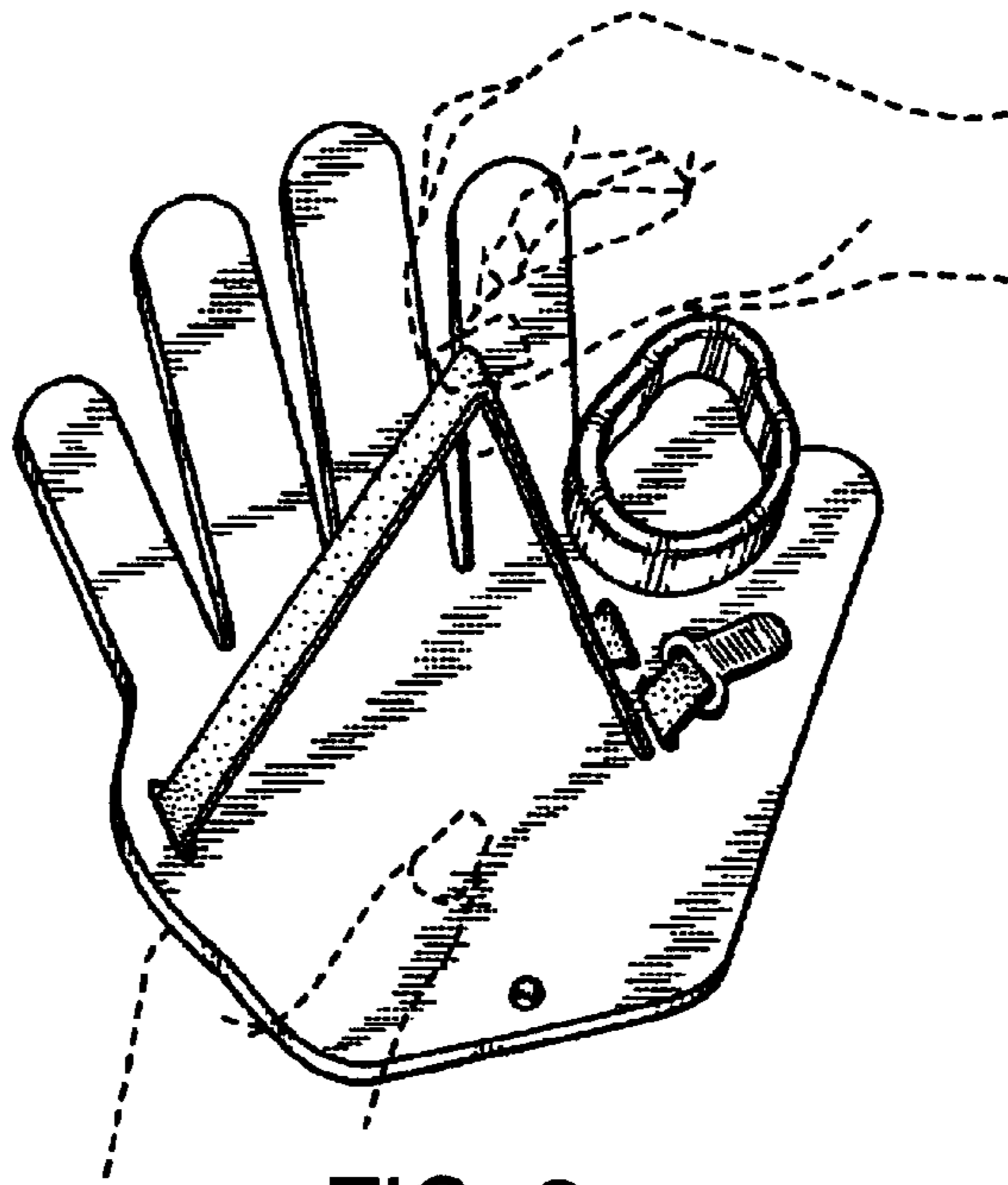


FIG. 2

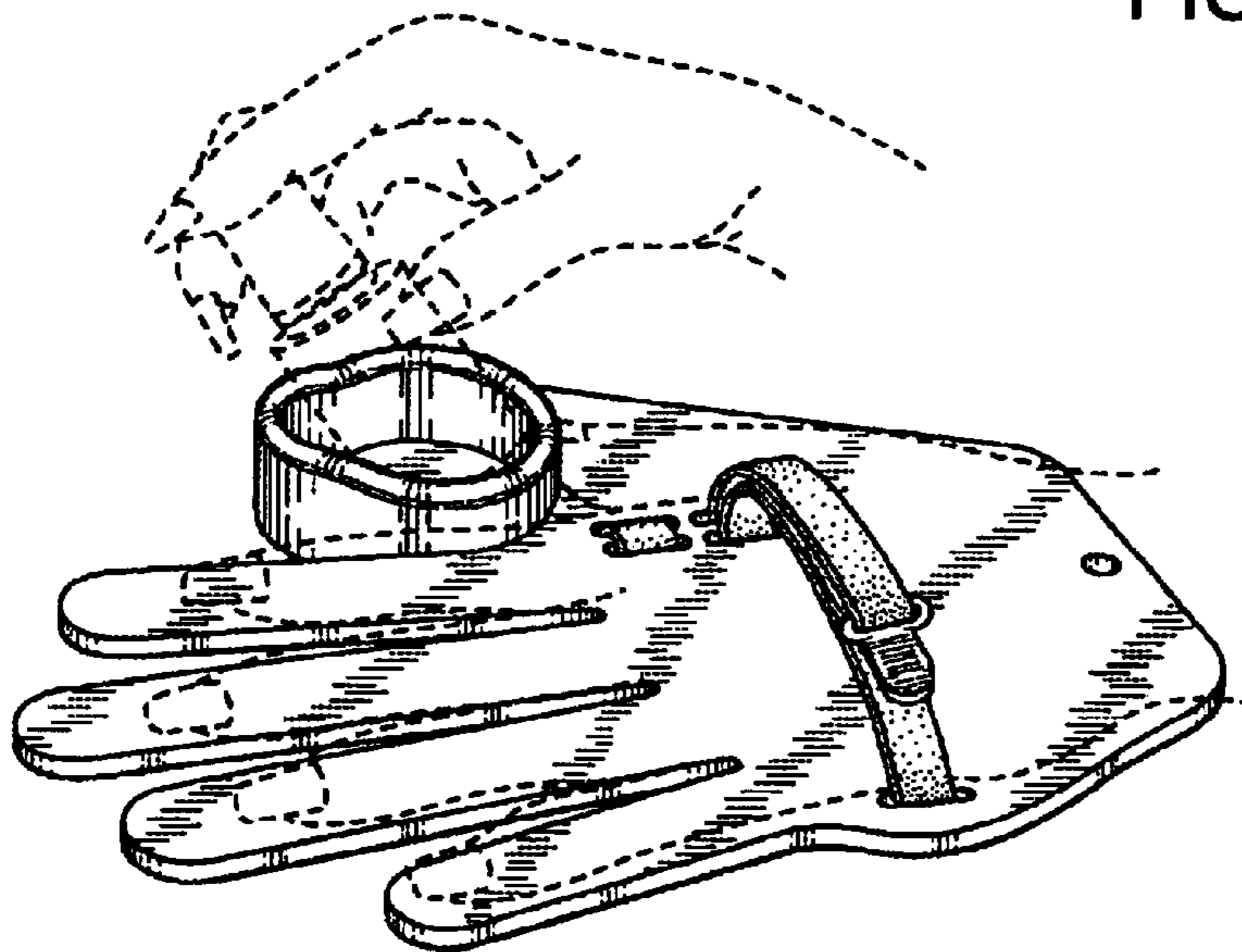


FIG. 3