



US00D493570S1

(12) **United States Design Patent**
Phillips

(10) **Patent No.:** **US D493,570 S**
(45) **Date of Patent:** **** Jul. 27, 2004**

(54) **APPLICATOR**

6,415,470 B1 * 7/2002 Ramrattan 15/144.4

(76) Inventor: **Ernie Phillips**, 1622 Canal Ave.,
Greenville, MS (US) 38701

* cited by examiner

Primary Examiner—Lucy Lieberman
(74) *Attorney, Agent, or Firm*—Keaty Professional Law
Corporation

(**) Term: **14 Years**

(21) Appl. No.: **29/172,309**

(57) **CLAIM**

(22) Filed: **Dec. 10, 2002**

The ornamental design for an applicator, as shown and
described.

(51) **LOC (7) Cl.** **28-02**

DESCRIPTION

(52) **U.S. Cl.** **D28/7**

(58) **Field of Search** D28/7, 8, 63; D24/119;
D4/116, 137, 138; D32/45, 51; D9/436,
447, 338; 401/130, 127, 266, 6; 15/244.1,
244.2, 144.4, 209.1; 132/320; 604/1, 2

FIG. 1 is a perspective view of the first embodiment of my
new ornamental design for an applicator. The body of the
applicator is round and the rear and side views are identical
to the view in FIG. 1.

(56) **References Cited**

FIG. 2 is a top view thereof.

FIG. 3 is a bottom view thereof.

U.S. PATENT DOCUMENTS

FIG. 4 is a perspective view of the second embodiment of
my new ornamental design for an applicator.

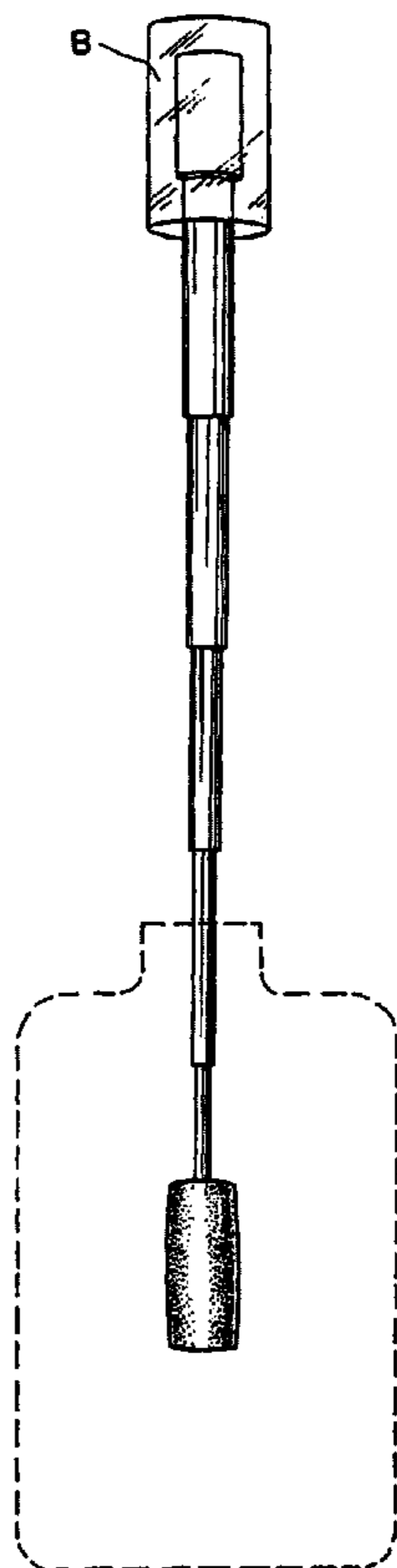
1,962,875	A	*	6/1934	Reber	604/1
2,043,678	A	*	6/1936	Schmalz	604/1
3,087,191	A	*	4/1963	Plunkett	401/130
4,135,274	A	*	1/1979	Freeman	15/244.1
4,219,283	A	*	8/1980	Buckley et al.	401/129
5,033,155	A	*	7/1991	Klotz	15/211
5,112,297	A	*	5/1992	Stalcup et al.	604/1
D364,003	S	*	11/1995	Benson	D28/7
D404,125	S	*	1/1999	Weinstein	D24/119
6,393,646	B1	*	5/2002	Beers et al.	15/144.4

FIG. 5 is a top view of the embodiment shown in FIG. 4;
and,

FIG. 6 is a bottom view of the embodiment shown in FIGS.
4 and 5.

The broken lines showing a bottle in FIGS. 1 and 4 are for
illustrative purposes only and do not form part of the
claimed design.

1 Claim, 1 Drawing Sheet



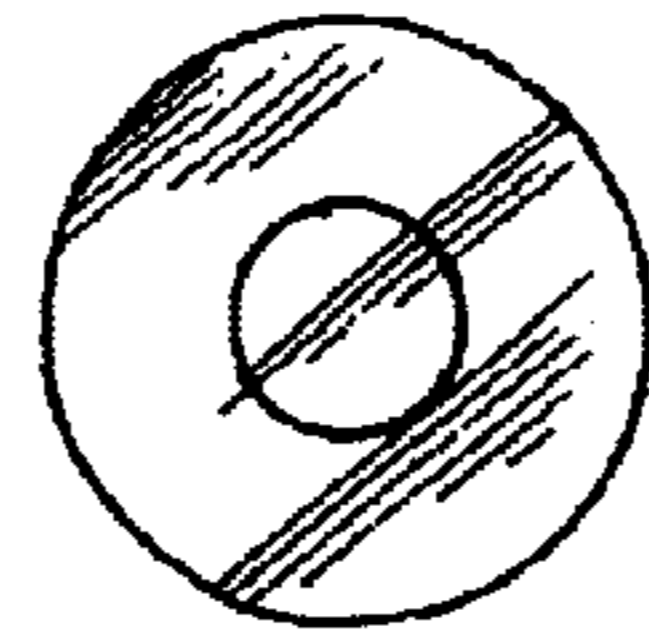
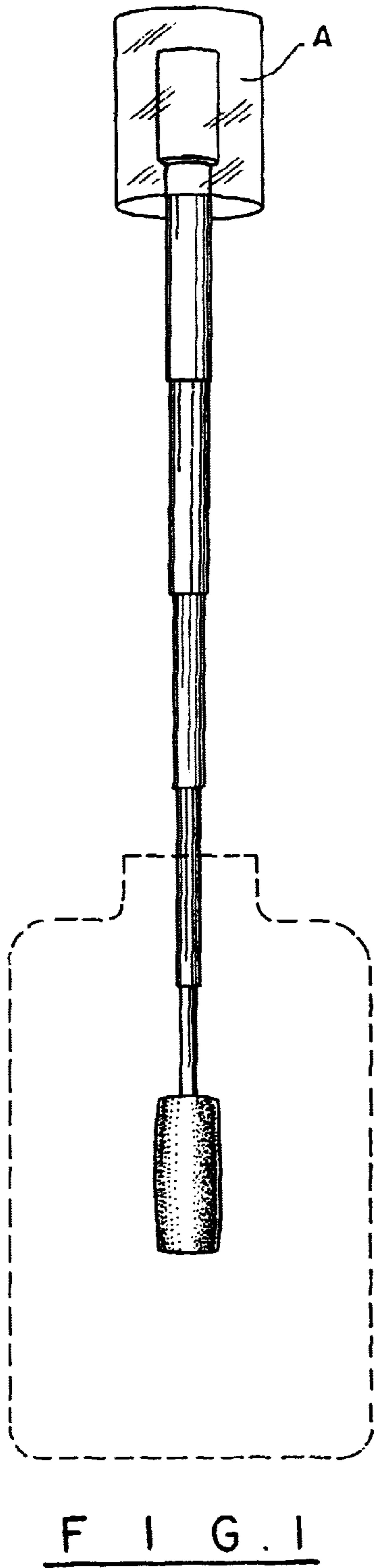


FIG. 2

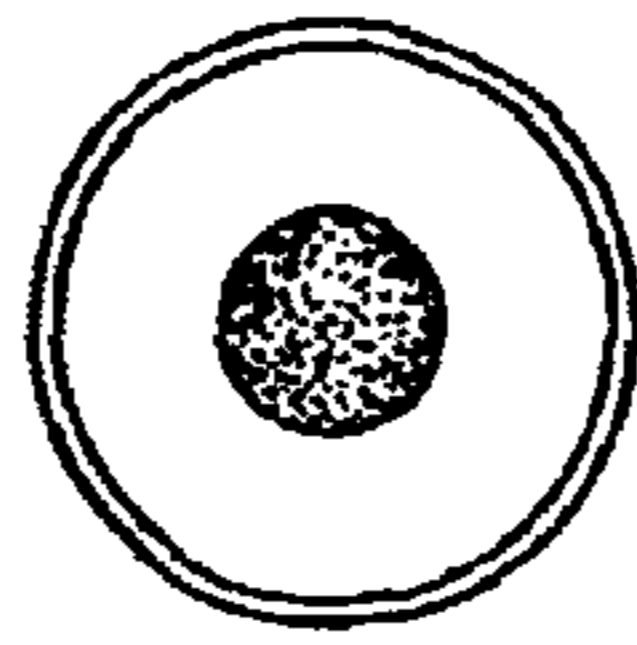


FIG. 3

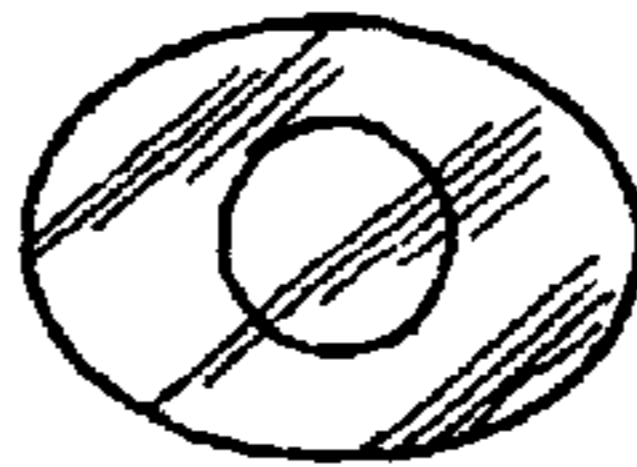


FIG. 5

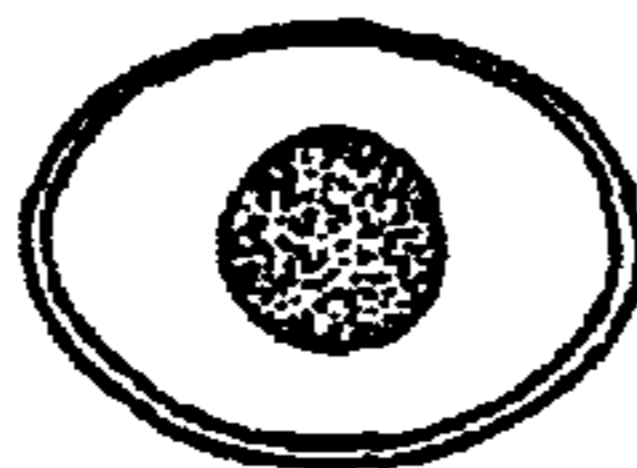


FIG. 6

