

US00D493521S1

(12) **United States Design Patent**
Guney et al.

(10) **Patent No.:** **US D493,521 S**
(45) **Date of Patent:** **** Jul. 27, 2004**

(54) **PORTION OF CUSHION CLIP FOR MASK ASSEMBLY**

(75) Inventors: **Memduh Guney**, Killara (AU); **Perry D Lithgow**, Glenwood (AU); **Timothy Tsun-Fai Fu**, Carlingford (AU); **Jim Saada**, Kellyville (AU)

(73) Assignee: **ResMed Limited**, North Ryde (AU)

(**) Term: **14 Years**

(21) Appl. No.: **29/194,221**

(22) Filed: **Nov. 21, 2003**

Related U.S. Application Data

(62) Division of application No. 29/170,560, filed on Nov. 8, 2002, now Pat. No. Des. 487,510.

(51) **LOC (7) Cl.** **29-02**

(52) **U.S. Cl.** **D24/110.1; D24/110.4; D24/110.5**

(58) **Field of Search** **D24/110.1, 110.4, D24/110.5, 164; 128/206.26, 206.23, 206.25, 205.25, 206.21, 206.24, 206.17**

(56) **References Cited**

U.S. PATENT DOCUMENTS

5,724,965 A 3/1998 Handke et al.
5,921,239 A 7/1999 McCall et al.
D419,670 S 1/2000 Pollard

6,412,487 B1 7/2002 Gunaratnam et al.
6,615,832 B1 * 9/2003 Chen 128/206.26
6,626,178 B2 * 9/2003 Morgan et al. 128/206.26
2002/0185134 A1 * 12/2002 Bishop 128/206.25
2003/0145857 A1 8/2003 Sullivan et al.

* cited by examiner

Primary Examiner—Ian Simmons

(74) *Attorney, Agent, or Firm*—Nixon & Vanderhye P.C.

(57) **CLAIM**

The ornamental design for a portion of cushion clip for mask assembly, as shown and described.

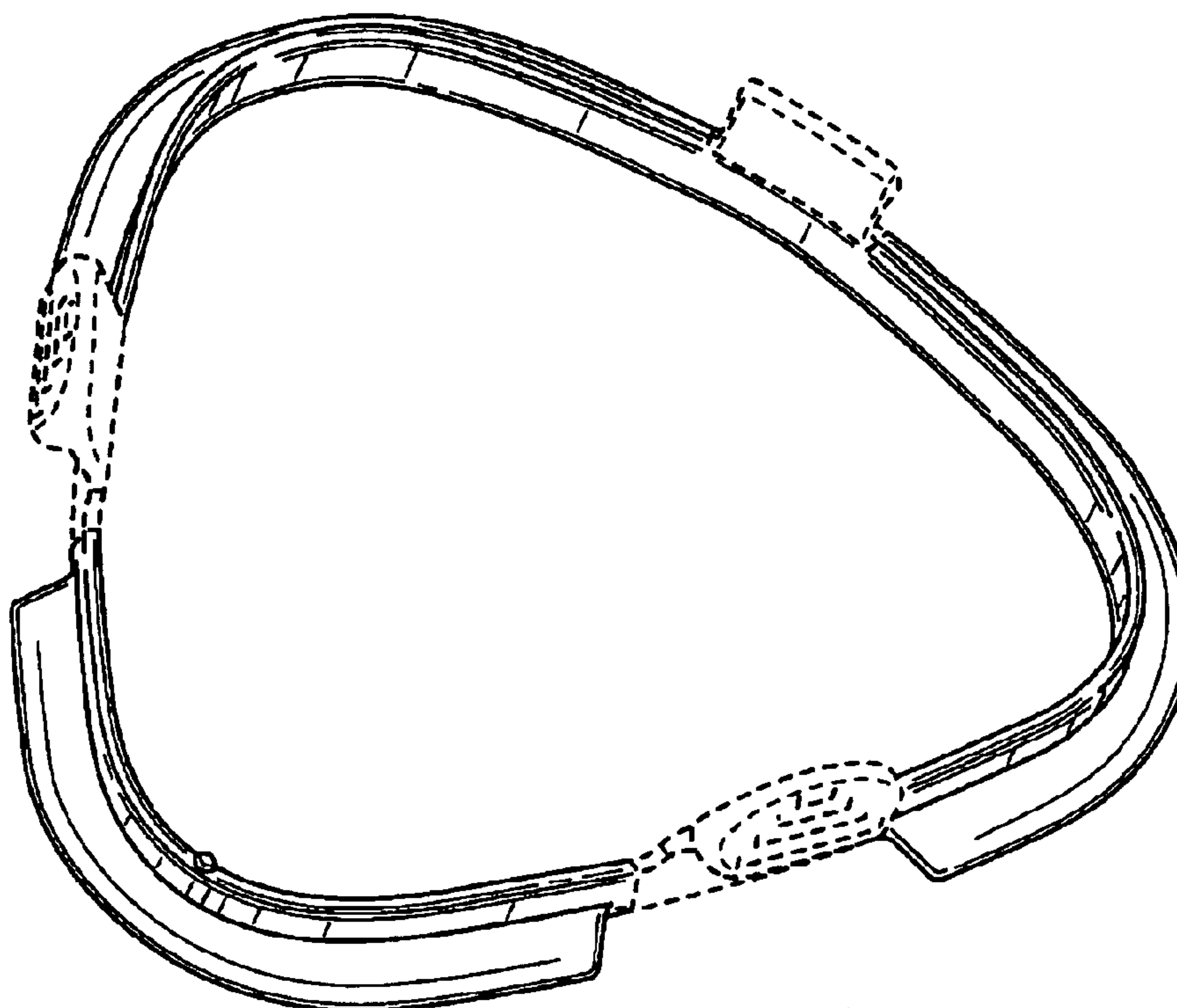
DESCRIPTION

FIG. 1 is a perspective view of a portion of a cushion clip for a mask assembly of our design;
FIG. 2 is a front view thereof;
FIG. 3 is a rear view thereof;
FIG. 4 is a top view thereof;
FIG. 5 is a right side view thereof, with the left side being a mirror image thereof; and,
FIG. 6 is a bottom view thereof.

Throughout the various figures of the drawings, certain views may not be provided. The omission of a particular view is intended to convey that the element(s) depicted is/are plain and/or unornamented in that view.

Where included, broken lines showing environment or structure are for illustrative purposes only and form no part of the claimed design.

1 Claim, 3 Drawing Sheets



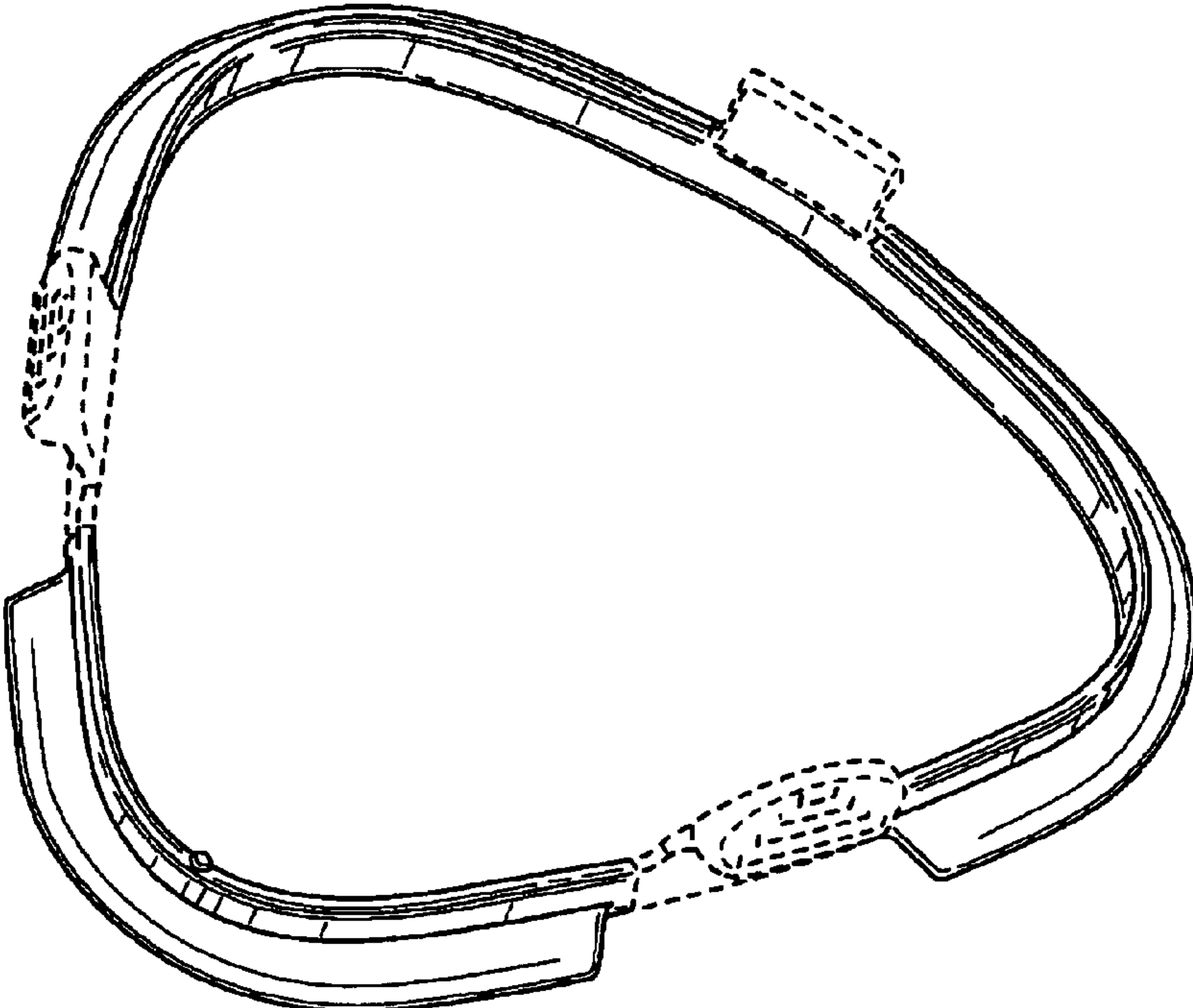


FIG. 1

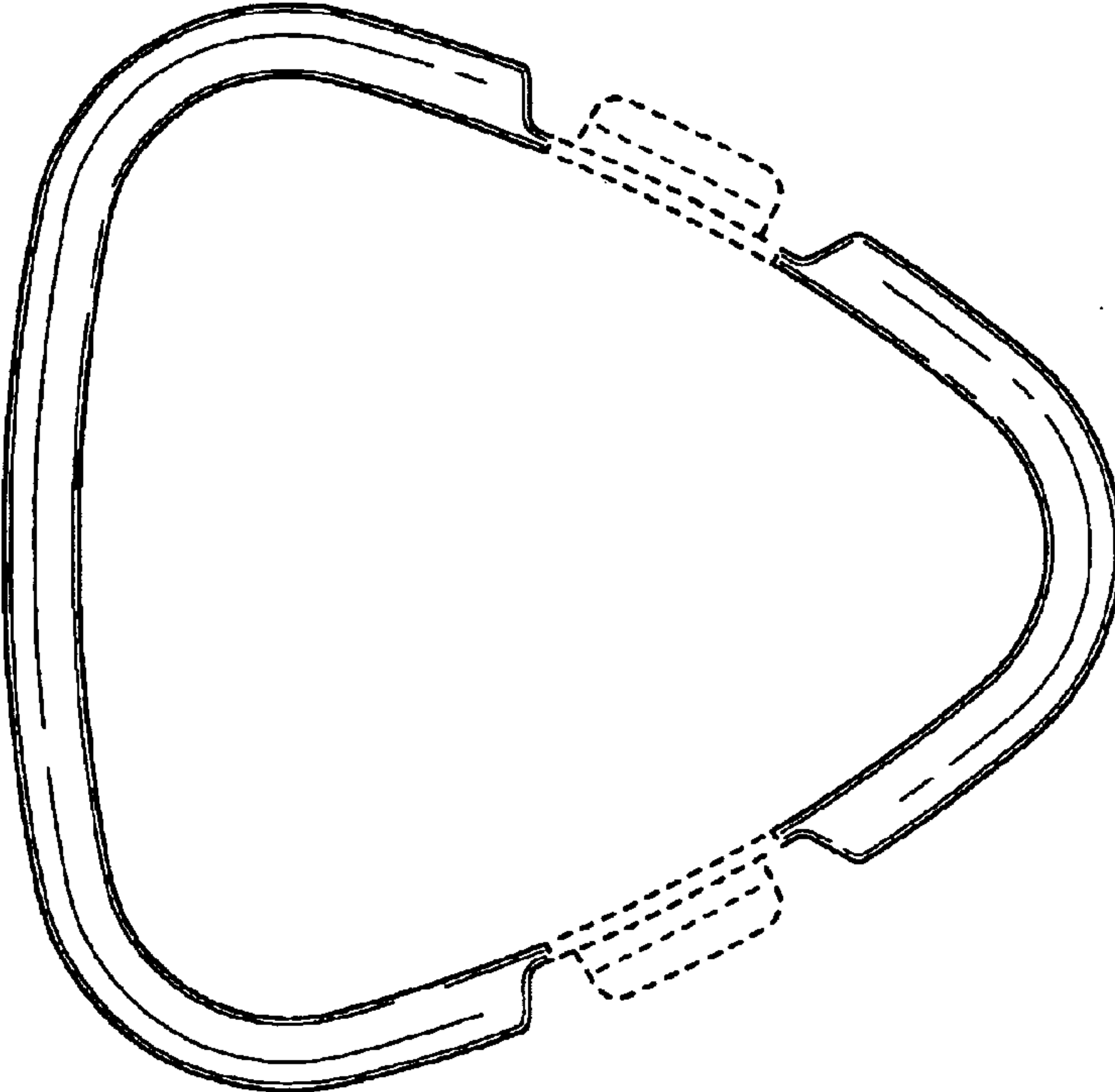


FIG. 2

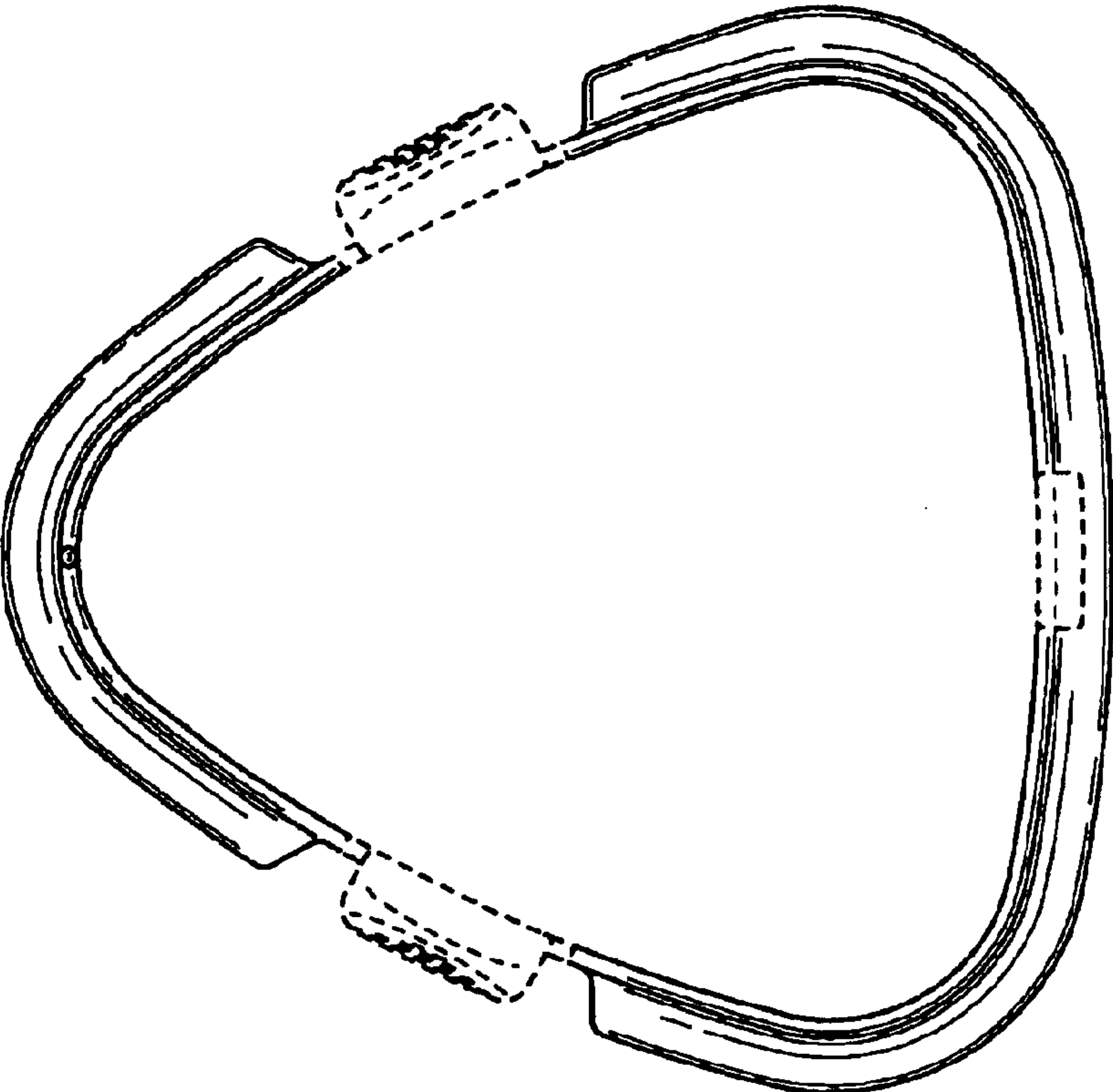


FIG. 3

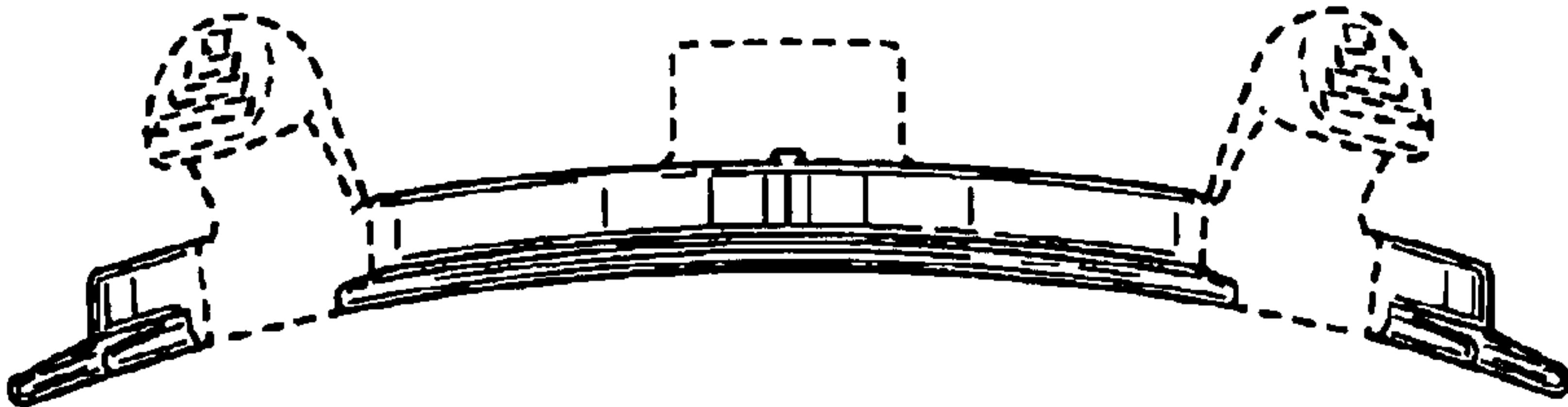


FIG. 4

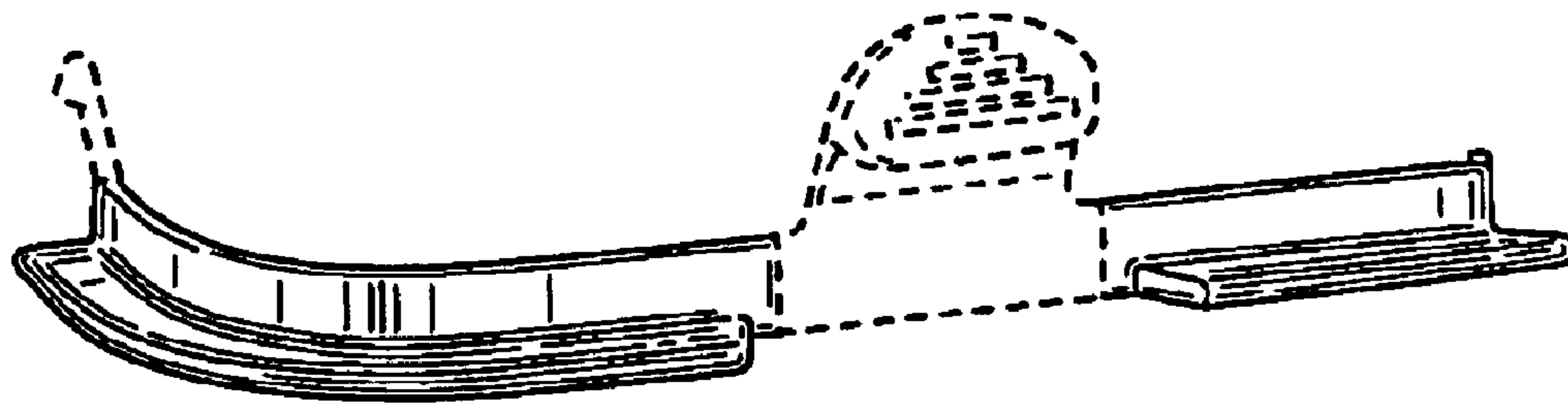


FIG. 5

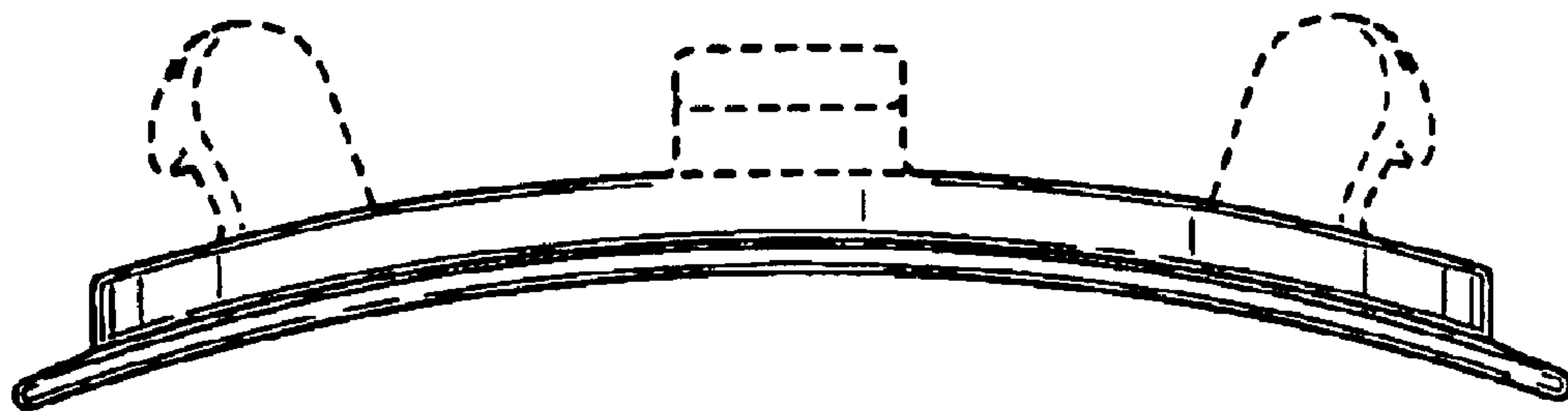


FIG. 6