



US00D493515S1

(12) **United States Design Patent**  
**Morillas**

(10) **Patent No.:** **US D493,515 S**  
(45) **Date of Patent:** **\*\* Jul. 27, 2004**

(54) **AIR FRESHENER DEVICE**

D441,441 S \* 5/2001 Upson ..... D23/366  
D487,308 S \* 3/2004 Engerant ..... D23/366

(75) Inventor: **Lluis Morillas**, Barcelona (ES)

\* cited by examiner

(73) Assignee: **Reckitt Benckiser (UK) Limited**,  
Slough Berkshire (GB)

*Primary Examiner*—Lisa Lichtenstein  
(74) *Attorney, Agent, or Firm*—Norris McLaughlin &  
Marcus PA

(\*\*) Term: **14 Years**

(21) Appl. No.: **29/177,708**

(57) **CLAIM**

(22) Filed: **Mar. 14, 2003**

The ornamental design for an air freshener device, as shown  
and described.

(30) **Foreign Application Priority Data**

Sep. 16, 2002 (GB) ..... 3007057

**DESCRIPTION**

(51) **LOC (7) Cl.** ..... **23-04**

(52) **U.S. Cl.** ..... **D23/366**

(58) **Field of Search** ..... D23/366–369;  
261/DIG. 65; 239/53–60, 34; 422/120,  
305

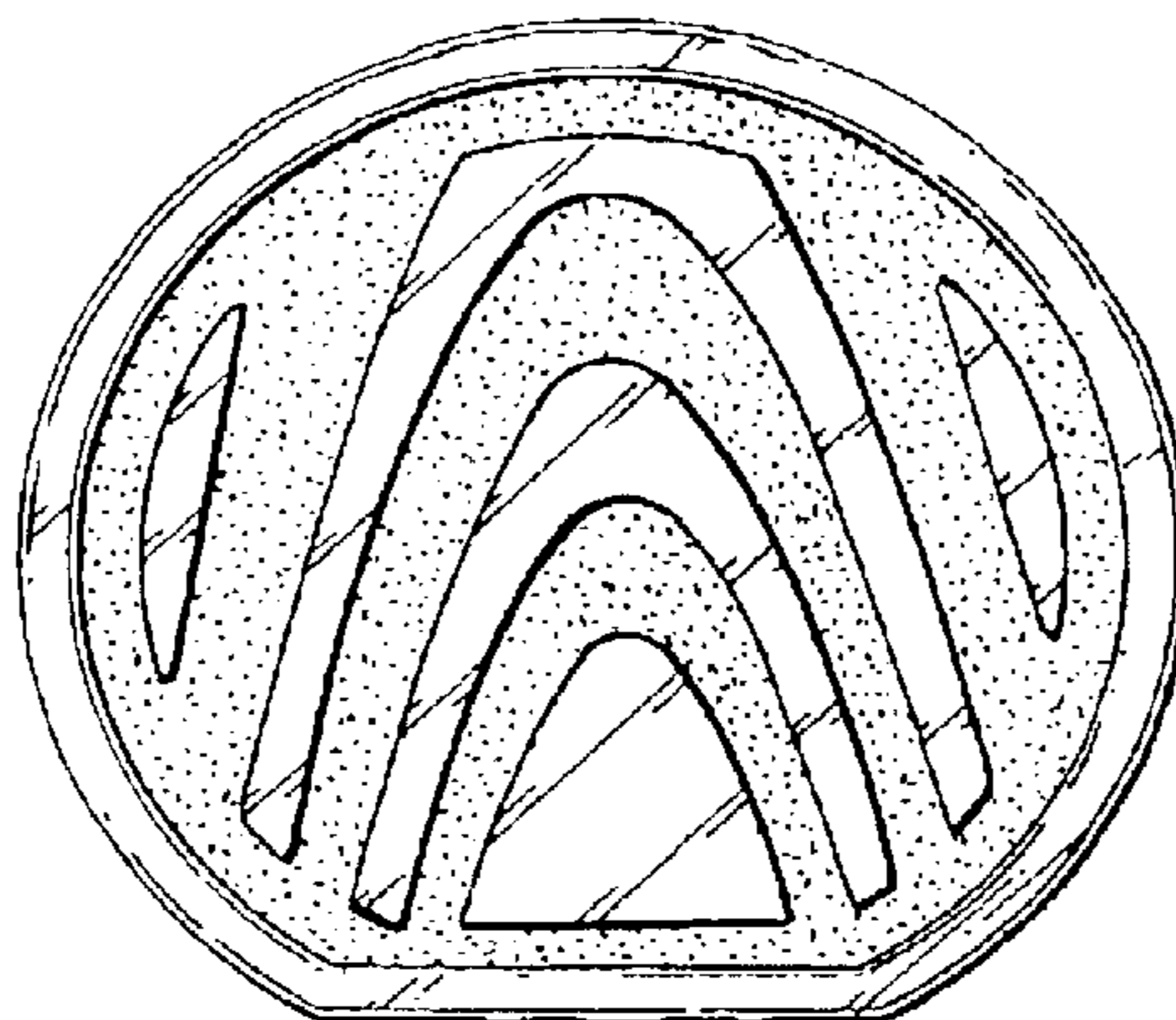
FIG. 1 is a plan view of a face of the air freshener device.  
FIG. 2 is a plan view of a face of the air freshener device.  
FIG. 3 is a plan view of the top of the air freshener device.  
FIG. 4 is plan view of the bottom of the air freshener device.  
FIG. 5 is a plan view of a side of the air freshener device;  
and,  
FIG. 6 is a plan view of a side of the air freshener device.

(56) **References Cited**

**U.S. PATENT DOCUMENTS**

D431,075 S \* 9/2000 Barraclough ..... D23/366

**1 Claim, 2 Drawing Sheets**






Fig. 1.

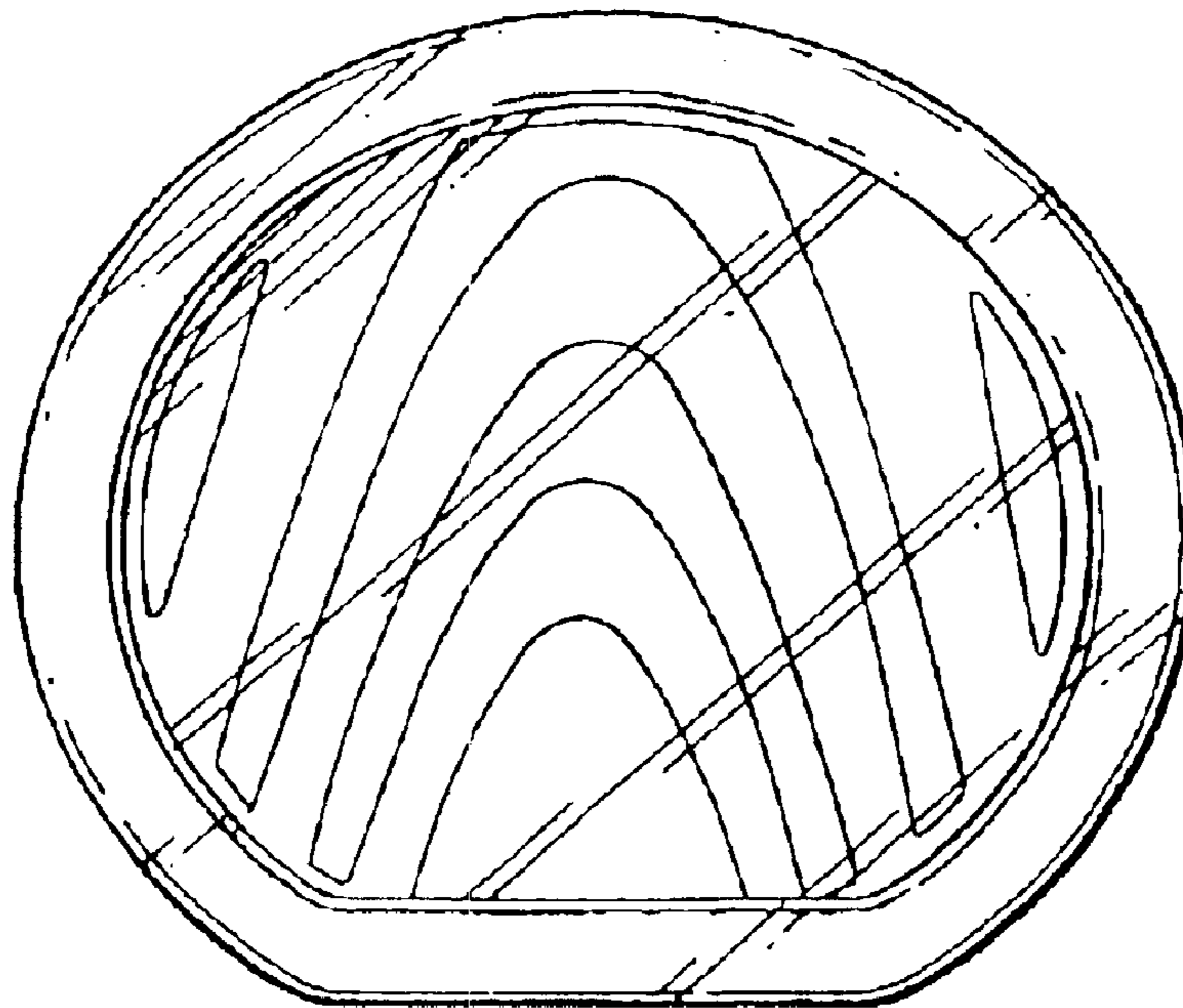


Fig. 2.

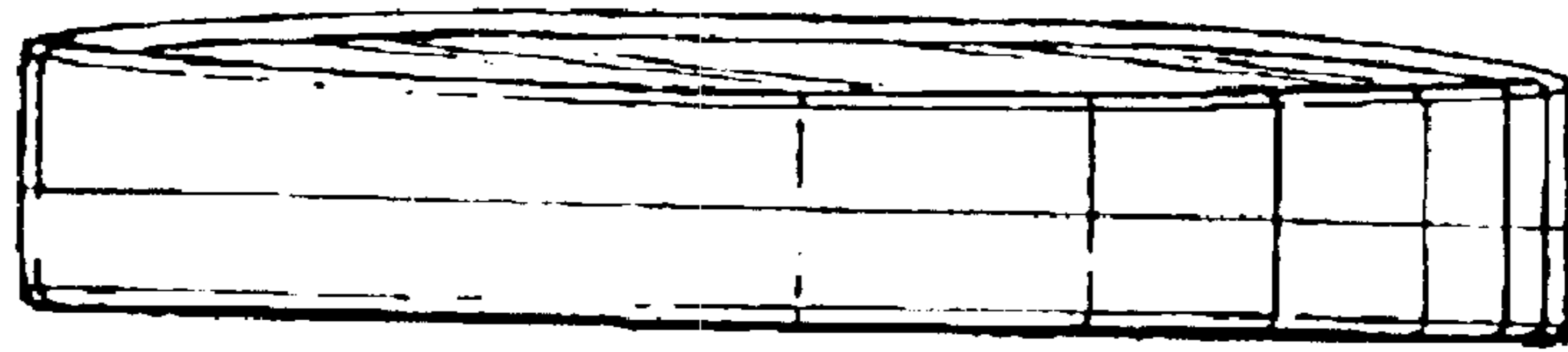


Fig.3.

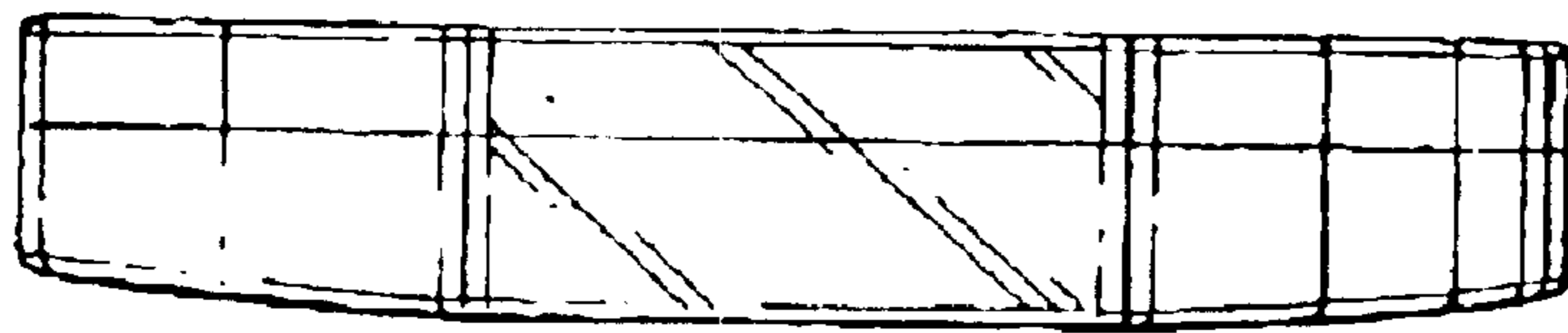


Fig.4.

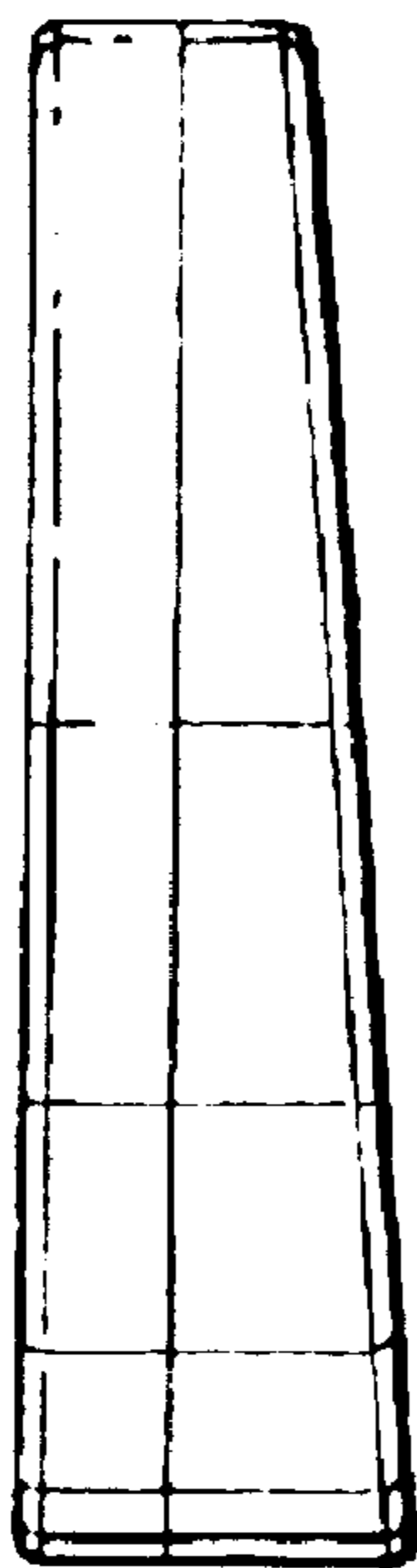


Fig.5.



Fig.6.