



US00D493507S1

(12) **United States Design Patent**
D'Astous

(10) **Patent No.: US D493,507 S**
(45) **Date of Patent: ** Jul. 27, 2004**

(54) **STAKE**

(76) **Inventor: Michel J. D'Astous, 7 rue Marcoux,
Sayabec, QC (CA), G0L 3K0**

(**) **Term: 14 Years**

(21) **Appl. No.: 29/174,255**

(22) **Filed: Jan. 16, 2003**

(51) **LOC (7) Cl. 21-04**

(52) **U.S. Cl. D21/840**

(58) **Field of Search D21/840; D8/1,
D8/391-392, 388; D23/217; 135/118, 121,
99; 40/645; 33/1 H, 293; 73/865.8**

(56) **References Cited**

U.S. PATENT DOCUMENTS

240,662 A	4/1881	Cole	
428,697 A	5/1890	Rumbille	
690,102 A	* 12/1901	Dummer, Jr.	135/99
971,613 A	* 10/1910	Hollister	135/121
1,361,464 A	12/1920	Hunt	
2,889,129 A	6/1959	Turbeville	
D243,509 S	3/1977	Wheeler	
4,079,530 A	* 3/1978	Atherton et al.	40/645
4,228,588 A	* 10/1980	Horton, Jr.	33/1 H

D303,339 S	9/1989	Allen et al.	
4,972,591 A	* 11/1990	Hammet	33/293
D343,775 S	2/1994	Steen	
6,178,834 B1	* 1/2001	Cates	73/865.8
6,439,069 B1	* 8/2002	Cates	73/865.8

OTHER PUBLICATIONS

Dictionary of Architecture and construction, p. 877, 2000.*

* cited by examiner

Primary Examiner—Raphael Barkai

(74) *Attorney, Agent, or Firm*—Mario Theriault

(57) **CLAIM**

The ornamental design for a stake, as shown and described.

DESCRIPTION

FIG. 1 is a perspective front and right side view of a stake, showing my new design;

FIG. 2 is a front view thereof, the rear view being a mirror image;

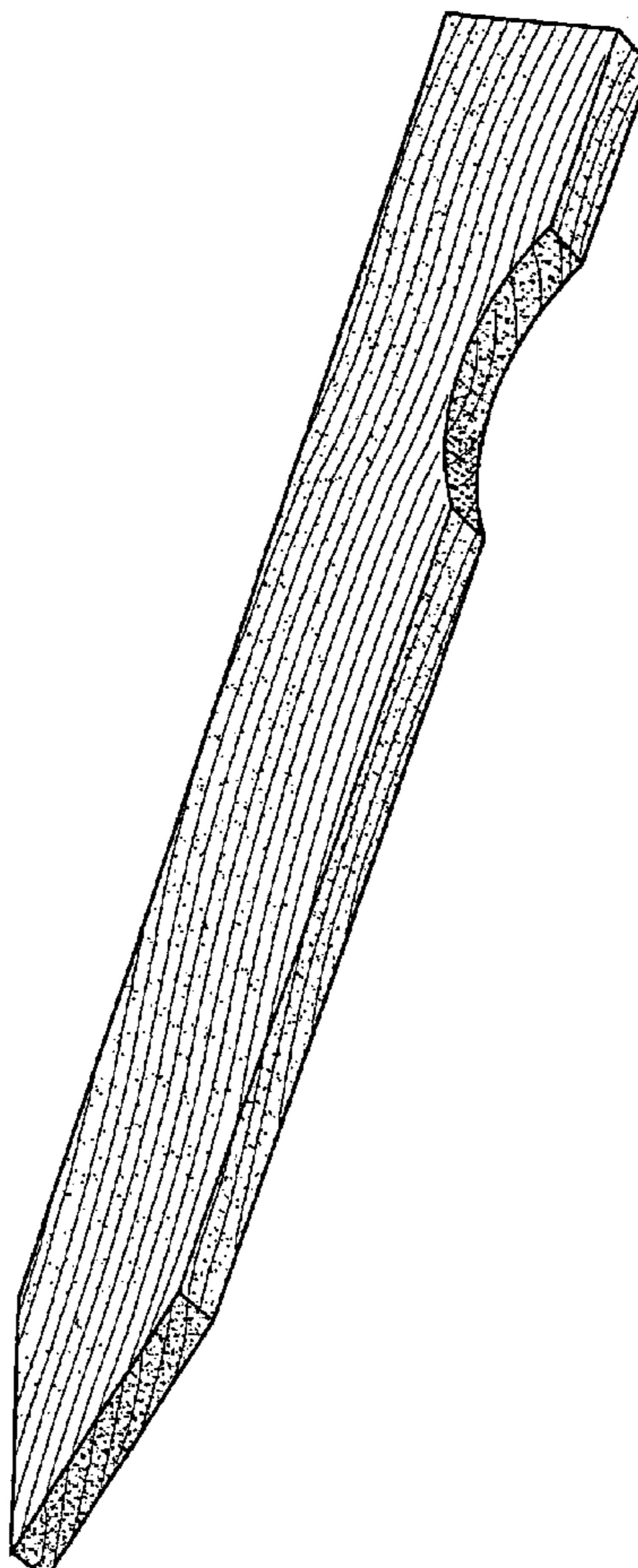
FIG. 3 is a right side view thereof;

FIG. 4 is a left side view thereof;

FIG. 5 is a top view thereof; and,

FIG. 6 is a bottom view thereof.

1 Claim, 1 Drawing Sheet



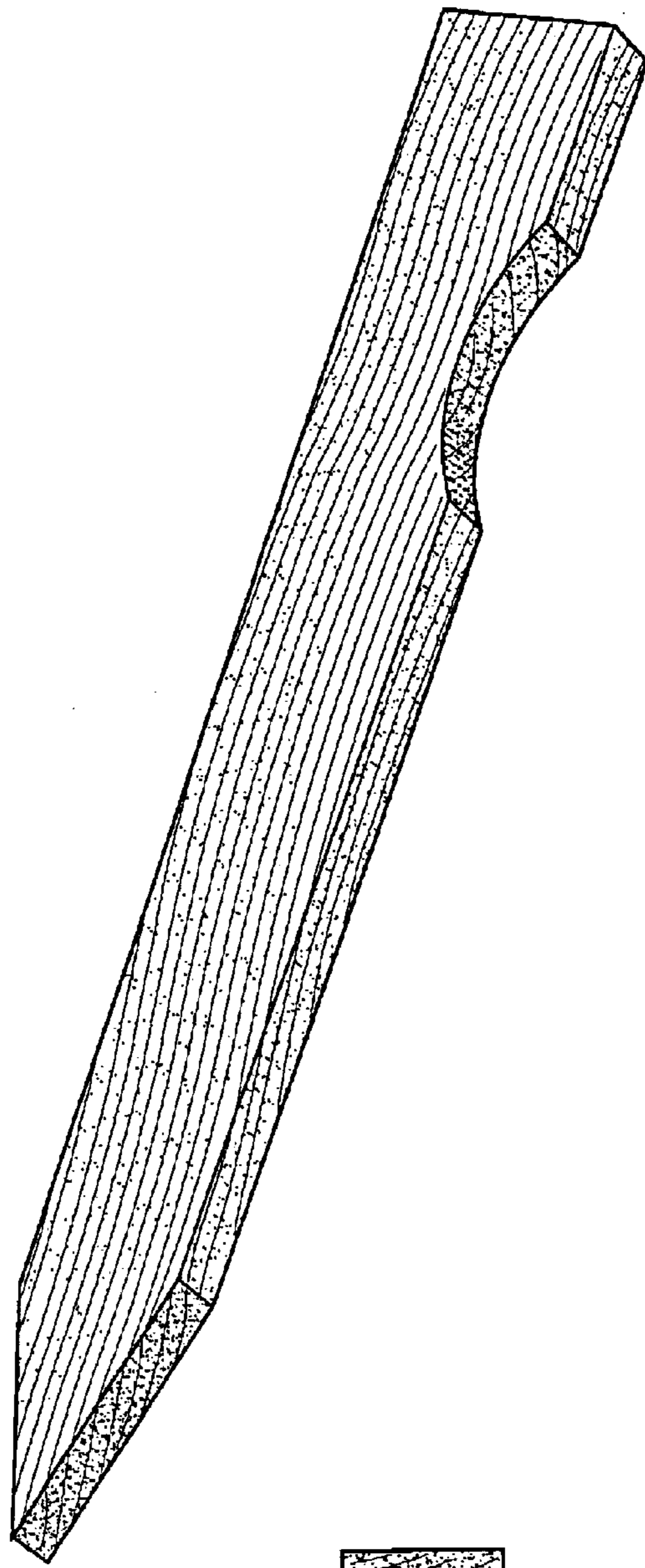


FIG. 1



FIG. 5



FIG. 6

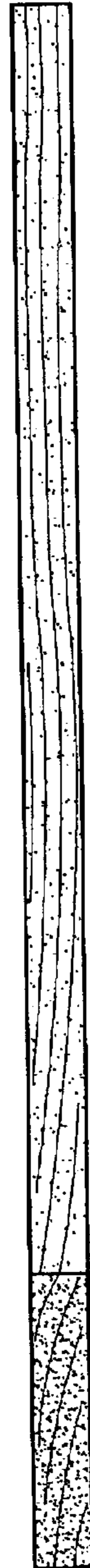


FIG. 4




FIG. 2




FIG. 3