

US00D493506S1

(12) **United States Design Patent**  
**Birchenough**

(10) **Patent No.: US D493,506 S**

(45) **Date of Patent: \*\* Jul. 27, 2004**

(54) **TENT**

D367,694 S \* 3/1996 van Huystee ..... D21/510  
D372,056 S \* 7/1996 Norton ..... D21/510

(75) **Inventor: Simon Birchenough, London (GB)**

(73) **Assignee: Worlds Apart Ltd., London (GB)**

(\*\*) **Term: 14 Years**

(21) **Appl. No.: 29/173,240**

(22) **Filed: Dec. 23, 2002**

(30) **Foreign Application Priority Data**

Jun. 25, 2002 (GB) ..... 3004748

(51) **LOC (7) Cl. .... 21-04**

(52) **U.S. Cl. .... D21/836; D21/510**

(58) **Field of Search** ..... D21/834-838,  
D21/510; D25/16, 19, 33, 1; D11/157;  
446/70, 110, 476, 478, 479, 481, 482, 488;  
135/121, 124-128, 143, 900-902

(56) **References Cited**

**U.S. PATENT DOCUMENTS**

D247,385 S \* 2/1978 Rideau ..... D21/510  
D279,019 S \* 5/1985 Kyle ..... D21/836  
D333,328 S \* 2/1993 Aker et al. .... D21/510  
D342,697 S \* 12/1993 Delson ..... D11/157

**OTHER PUBLICATIONS**

Hong Kong Toys, p. 403, Feb. 1997.\*  
Holsaint Trading Limited, Feb. 23, 1995.\*

\* cited by examiner

*Primary Examiner*—Raphael Barkai

(74) *Attorney, Agent, or Firm*—Woodard, Emhardt,  
Moriarty, McNett & Henry LLP

(57) **CLAIM**

The ornamental design for a tent, as shown and described.

**DESCRIPTION**

FIG. 1 is a front view of the tent incorporating my new design.

FIG. 2 is a right front perspective view.

FIG. 3 is a top view.

FIG. 4 is a bottom view.


FIG. 5 is a front perspective view.

FIG. 6 is a rear perspective view.

FIG. 7 is a left perspective view; and,

FIG. 8 is a right perspective view.

**1 Claim, 6 Drawing Sheets**






FIG. 1




FIG. 2

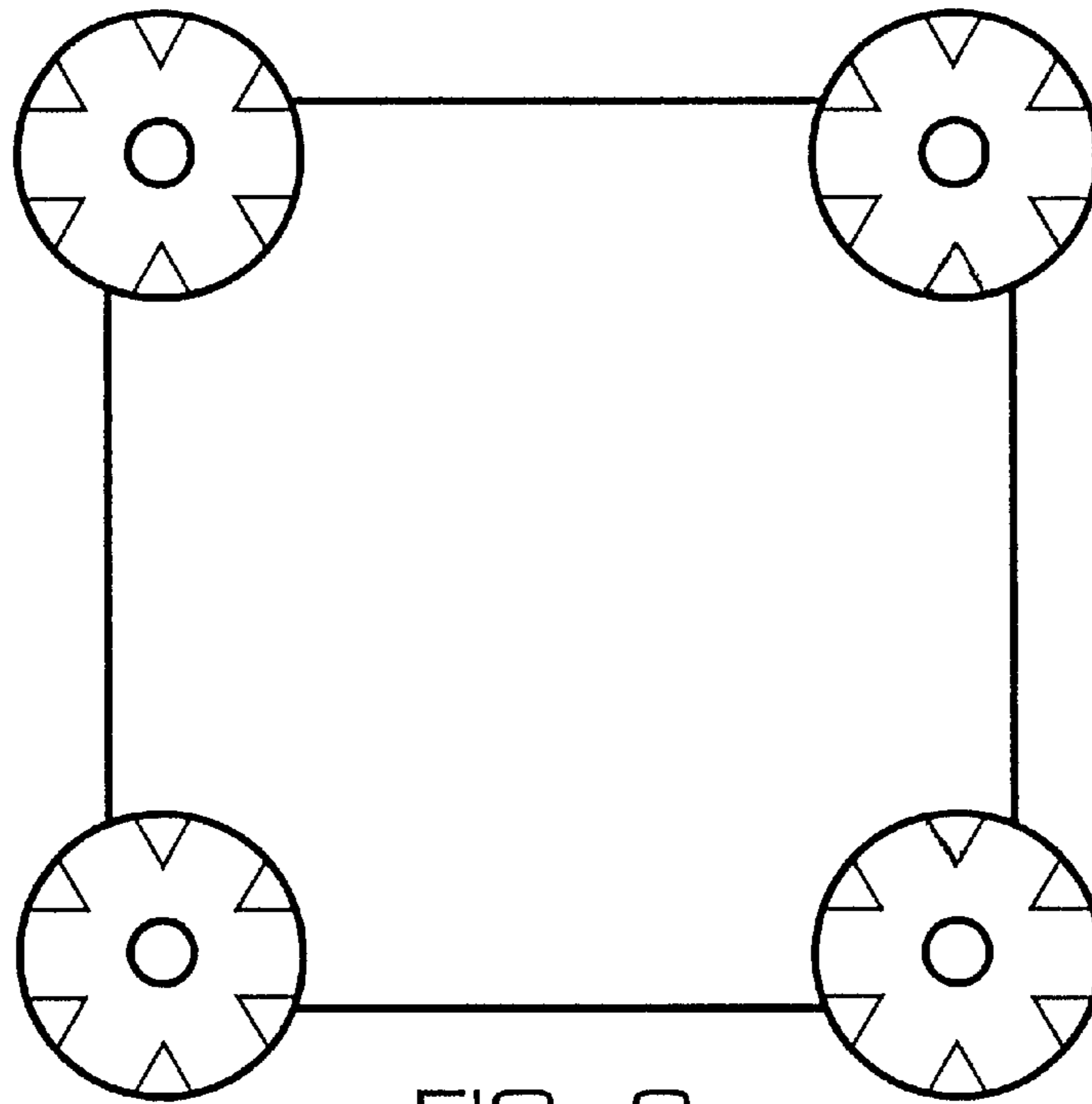


FIG. 3




FIG. 4

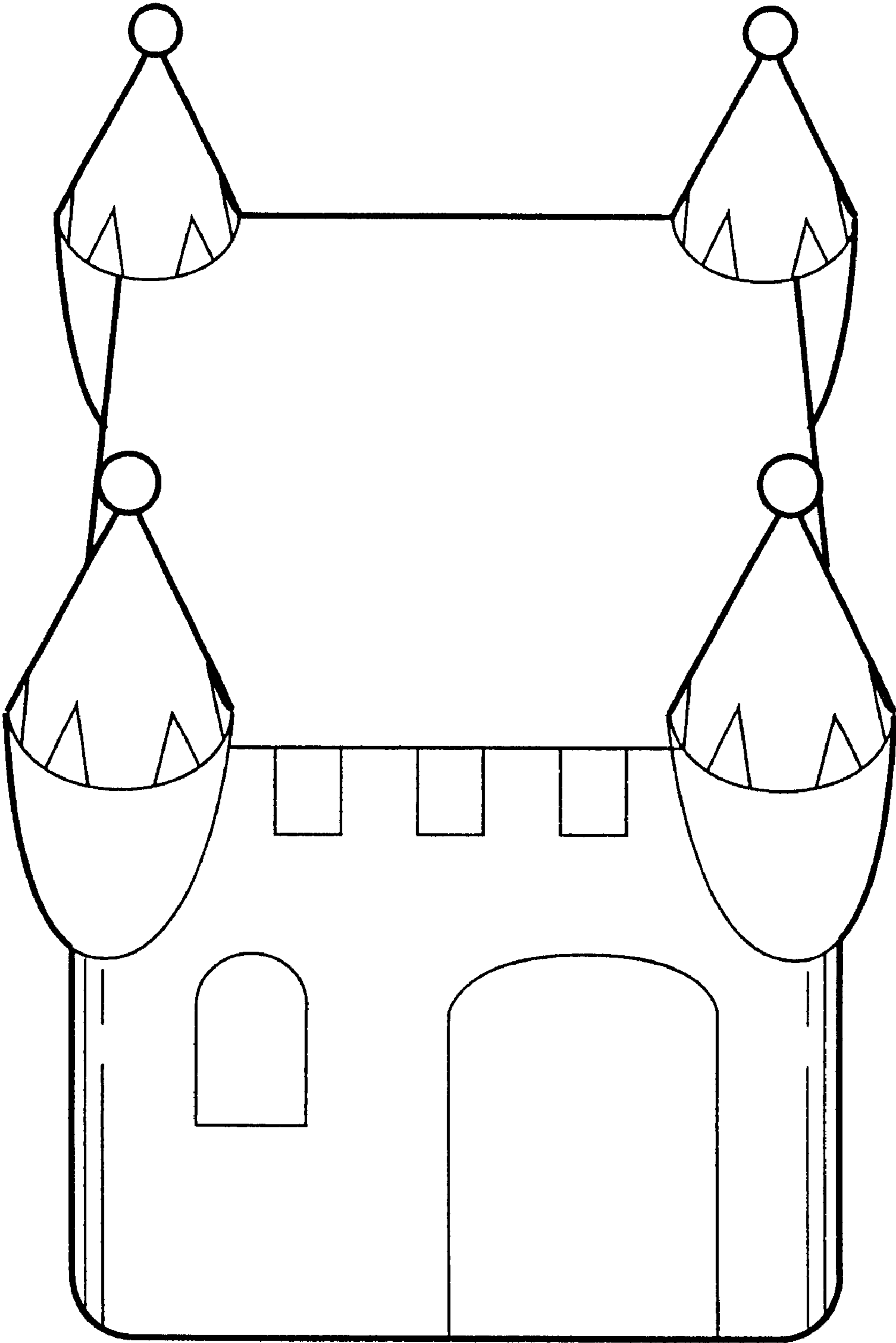


FIG. 5

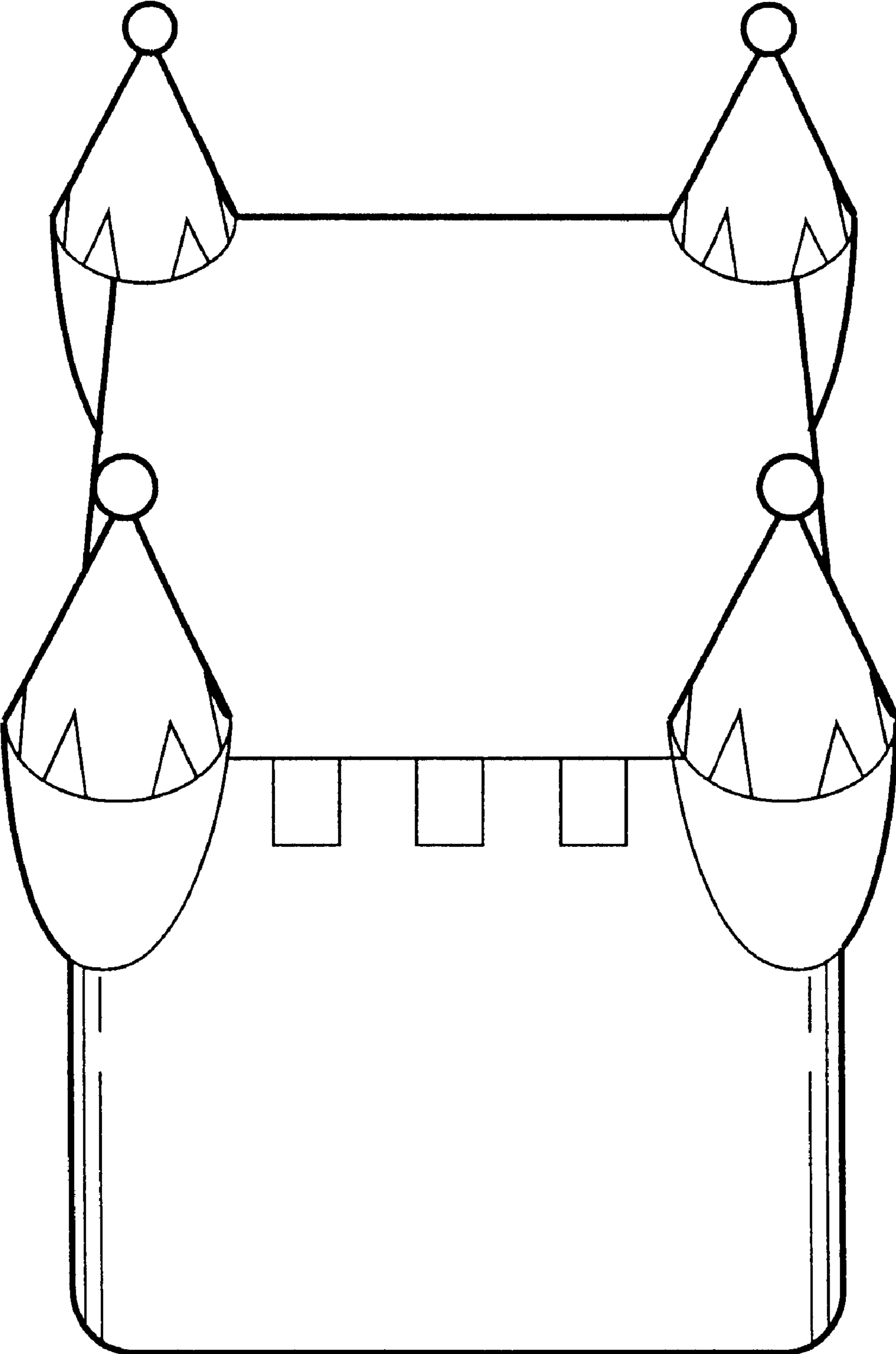


FIG. 6

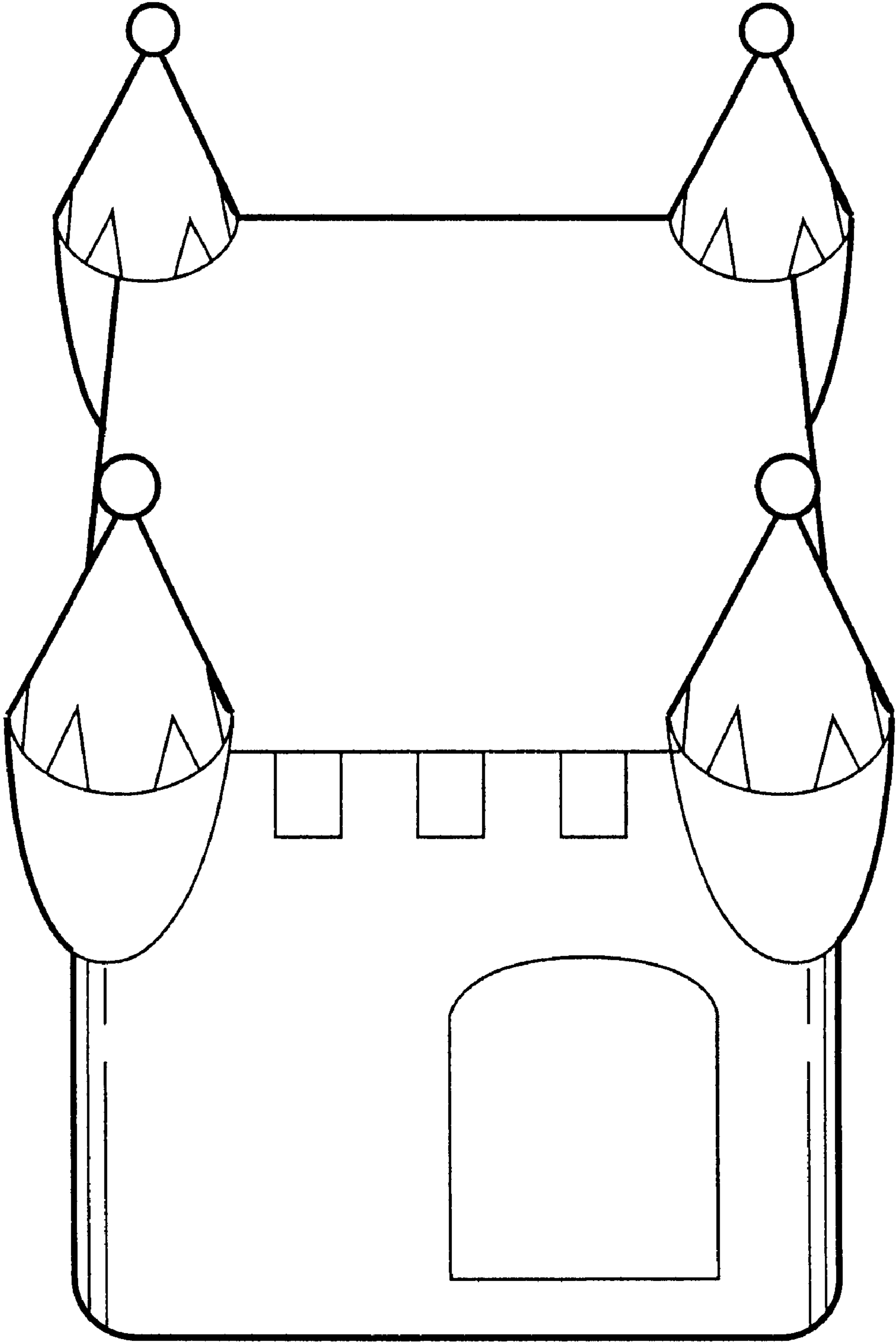


FIG. 7

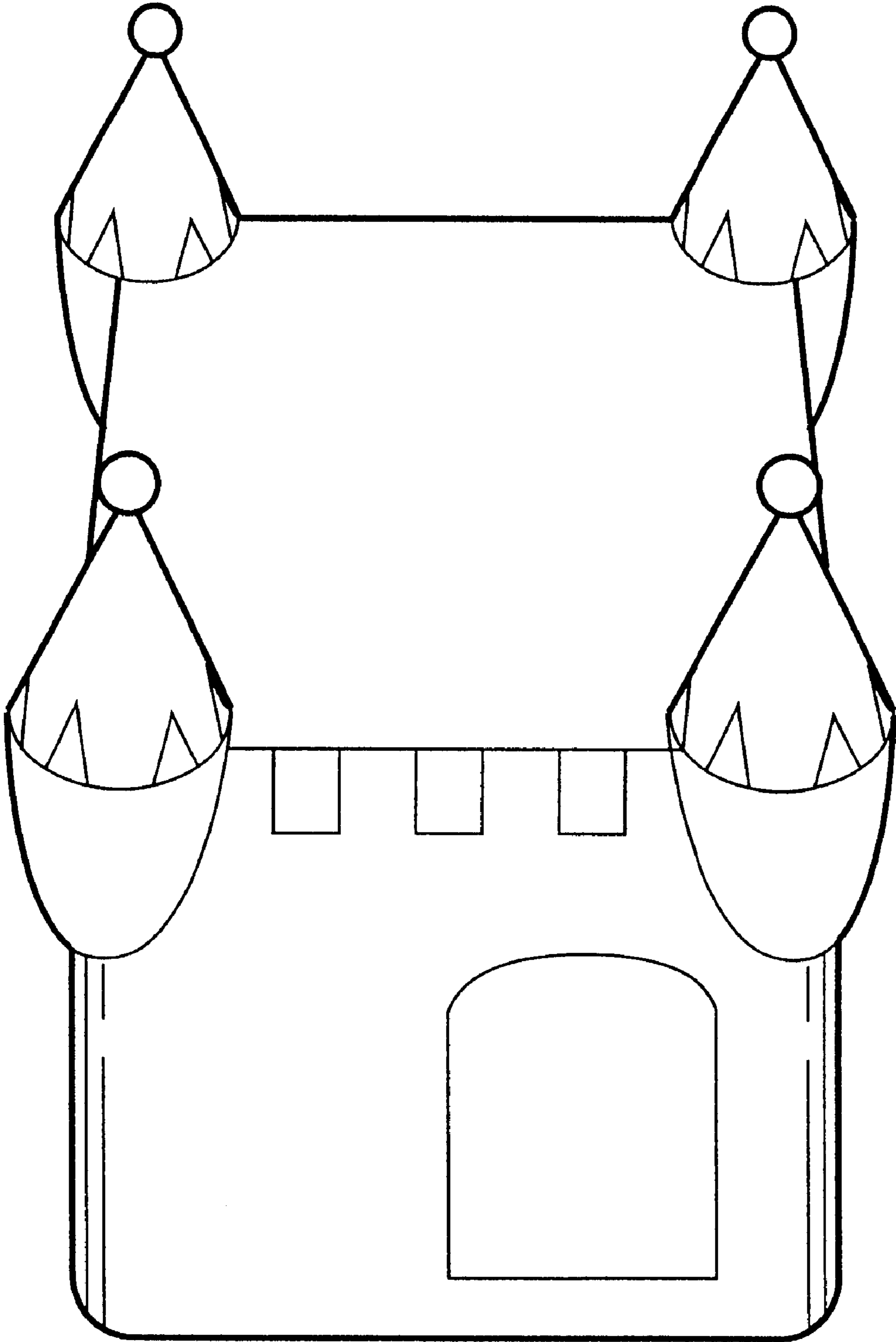


FIG. 8