

US00D493497S1

(12) **United States Design Patent**
Arginsky

(10) **Patent No.:** **US D493,497 S**

(45) **Date of Patent:** **** Jul. 27, 2004**

(54) **POGO STICK**

(75) Inventor: **Irwin Arginsky**, Ellenville, NY (US)

(73) Assignee: **J. M. Originals, Inc.**, Ellenville, NY (US)

(**) Term: **14 Years**

(21) Appl. No.: **29/159,054**

(22) Filed: **Apr. 15, 2002**

(51) **LOC (7) Cl.** **21-01**

(52) **U.S. Cl.** **D21/413; D21/415; D21/416**

(58) **Field of Search** D21/398, 405,
D21/412-419, 421, 422, 428, 429, 620,
814, 828, 832; 446/26, 29, 268, 313, 396,
72; 482/77, 121-131; 472/134, 135, 95-105

(56) **References Cited**

U.S. PATENT DOCUMENTS

| | | | | | |
|-------------|---|--------|--------------------|-------|----------|
| 953,755 A | * | 4/1910 | Nidermaier | | 446/29 |
| D94,767 S | * | 3/1935 | Joutras | | D21/413 |
| D140,154 S | * | 1/1945 | Brown | | D21/421 |
| D161,614 S | * | 1/1951 | Couzens | | D21/428 |
| 2,793,044 A | * | 5/1957 | Bottemiller et al. | | 280/1.13 |
| 3,731,920 A | * | 5/1973 | Matsuda | | 482/77 |
| D239,126 S | * | 3/1976 | Loven | | D21/428 |

| | | | | | |
|--------------|---|--------|-----------------|-------|---------|
| D307,164 S | * | 4/1990 | Peters | | D21/421 |
| D428,942 S | * | 8/2000 | Lapointe | | D21/413 |
| 6,524,156 B1 | * | 2/2003 | Horchler et al. | | 446/29 |

* cited by examiner

Primary Examiner—Philip S. Hyder

Assistant Examiner—C Tuttle

(74) *Attorney, Agent, or Firm*—Lerner, David, Littenberg, Krumholz & Mentlik, LLP

(57) **CLAIM**

The ornamental design for a pogo stick, as shown and described.

DESCRIPTION

FIG. 1 is a front perspective view of a pogo stick in accordance with the invention;
FIG. 2 is a front elevational view of the present invention;
FIG. 3 is a back elevational view of the present invention;
FIG. 4 is a left side elevational view of the present invention (the right side is mirror image of the left side);
FIG. 5 is a top plan view of the present invention; and,
FIG. 6 is a bottom plan view of the present invention.
The portions shown in broken lines are for illustrative purposes only; and form no part of the claimed design.

1 Claim, 3 Drawing Sheets

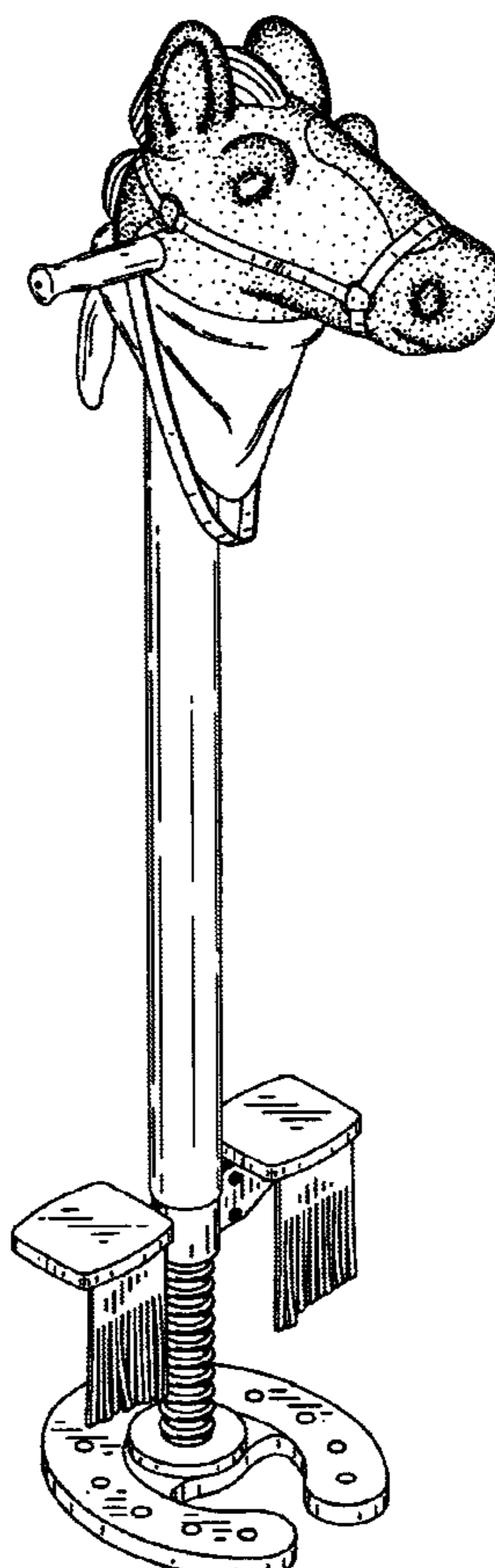


FIG. 1

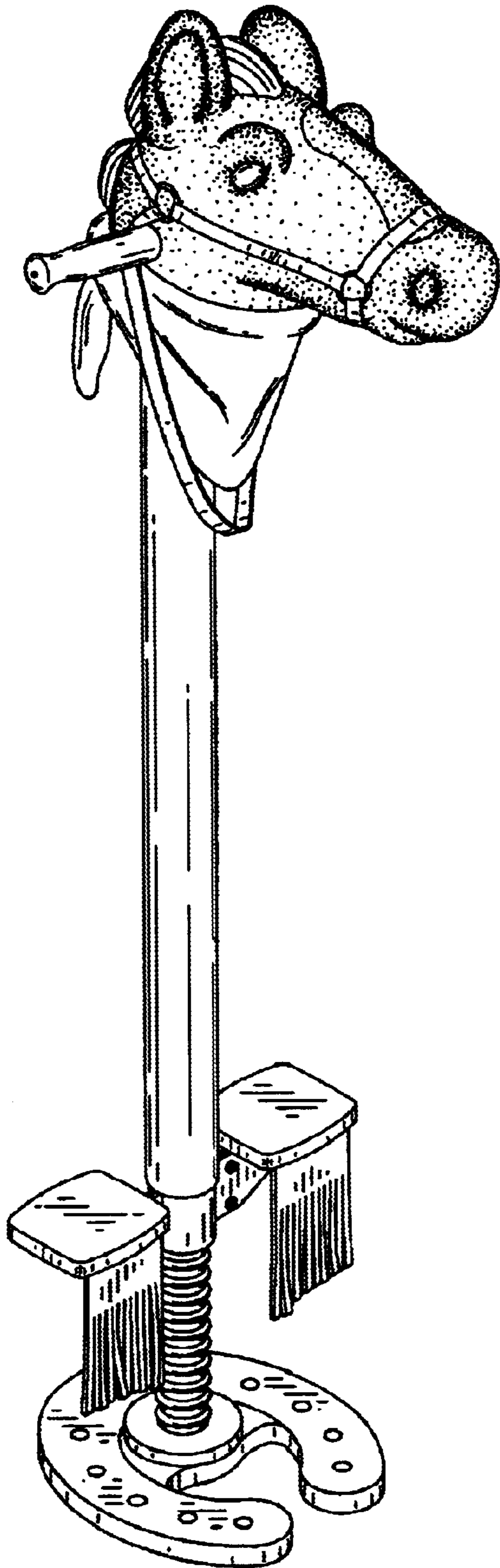


FIG. 2

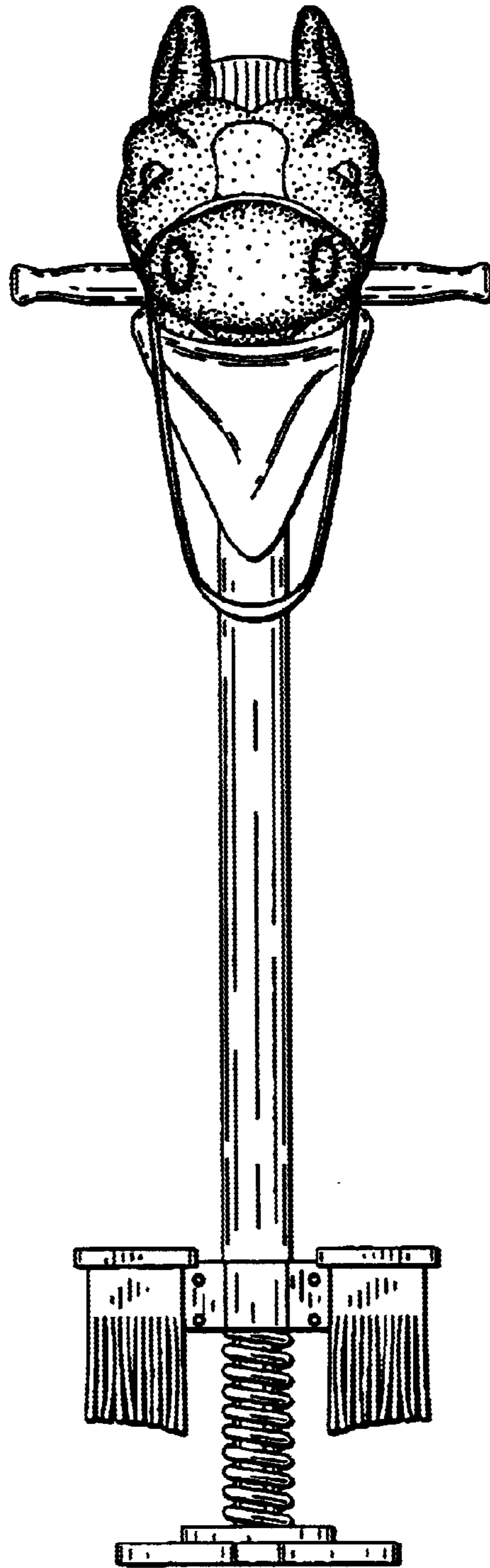


FIG. 3

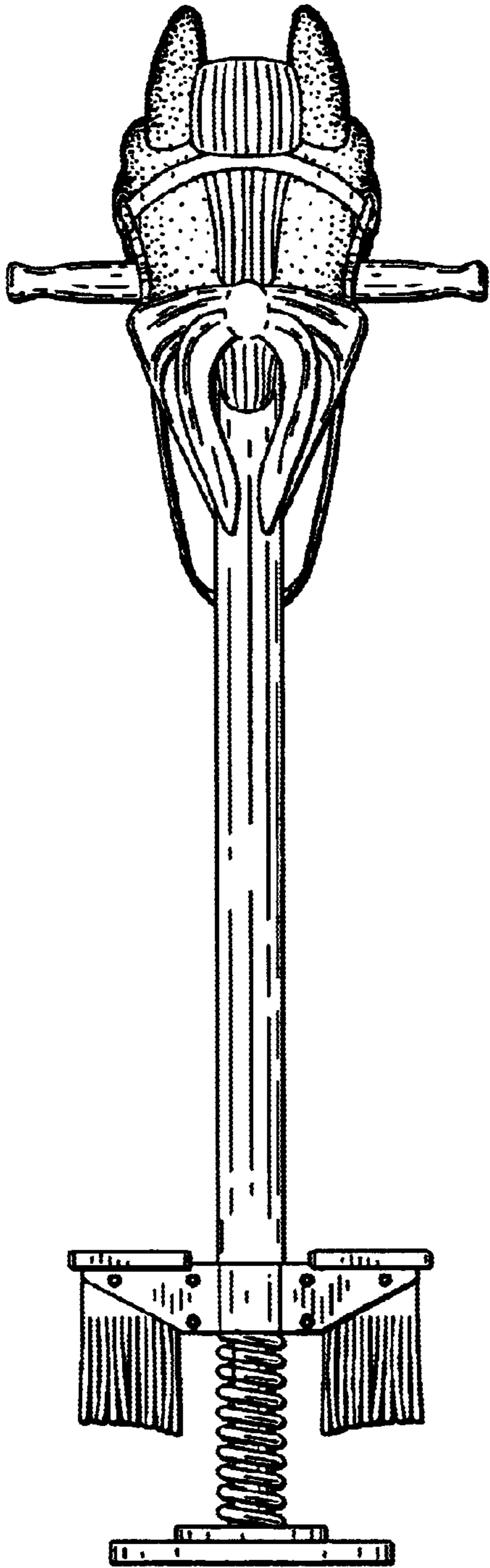


FIG. 4

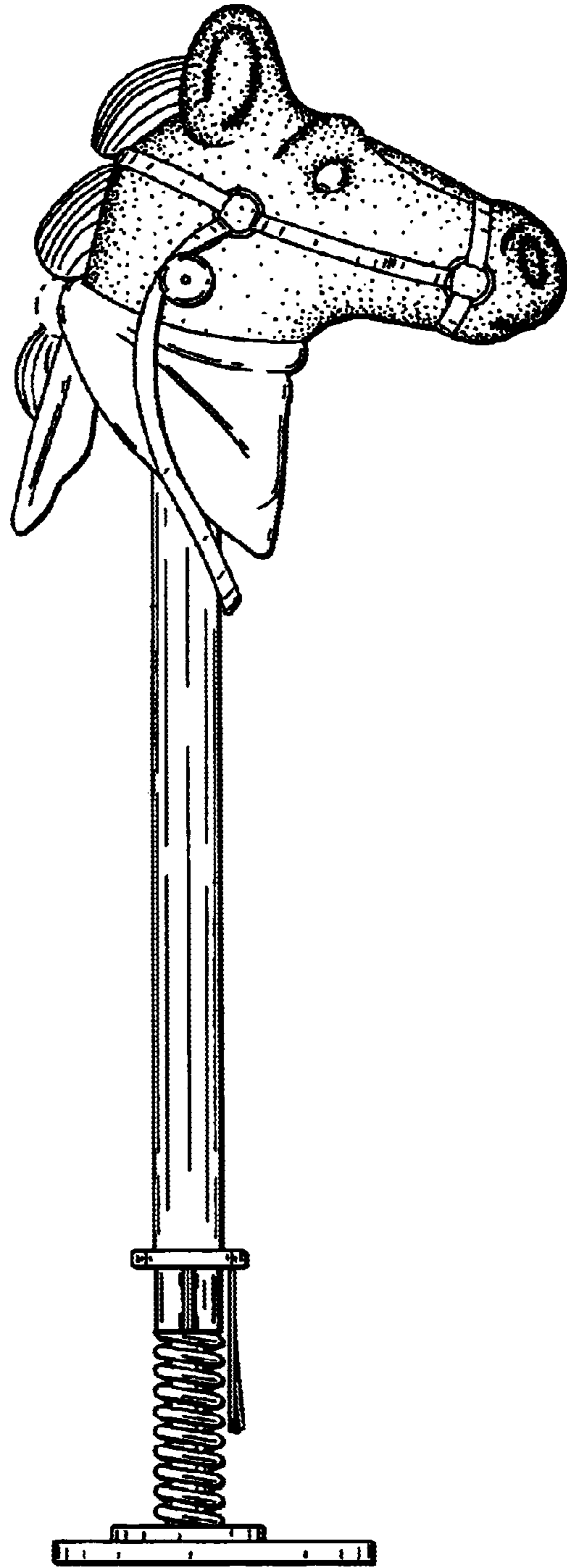


FIG. 5

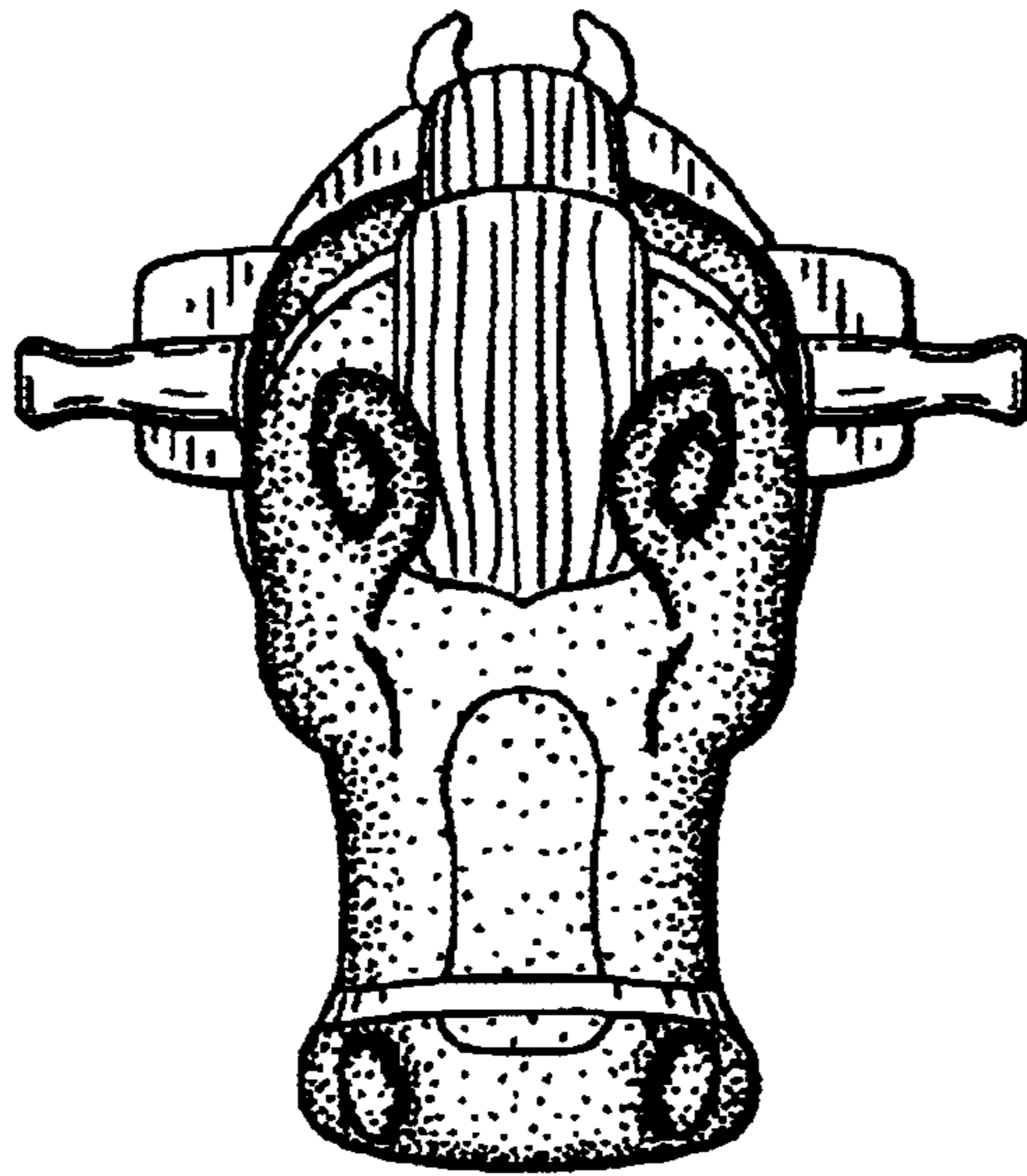


FIG. 6

