

US00D493480S1

(12) **United States Design Patent**
Safran et al.

(10) **Patent No.:** **US D493,480 S**
(45) **Date of Patent:** **** Jul. 27, 2004**

(54) **SCREEN SET**

D367,490 S * 2/1996 Matsunaga et al. D16/241
5,982,537 A * 11/1999 Koizumi et al. 359/461

(75) Inventors: **Allan Safran**, Montreal (CA); **Warren Stelman**, Montreal (CA)

FOREIGN PATENT DOCUMENTS

(73) Assignee: **Digital Advertising Network Inc.**, Montreal (CA)

JP 61-98336 * 5/1986 359/443

(**) Term: **14 Years**

* cited by examiner

(21) Appl. No.: **29/152,365**

Primary Examiner—Adir Aronovich
(74) *Attorney, Agent, or Firm*—Gilberto M. Villacorta; Dawn C. Hayes; Katten Muchin Zavis Rosenman

(22) Filed: **Mar. 7, 2002**

(57) **CLAIM**

(30) **Foreign Application Priority Data**

The ornamental design for a screen set, as shown and described.

Dec. 12, 2001 (CA) 2001-2297

DESCRIPTION

(51) **LOC (7) Cl.** **16-05**

(52) **U.S. Cl.** **D16/241**

(58) **Field of Search** D16/241; D20/10;
160/24, 351; 359/443, 459, 461; 396/3,
4

FIG. 1 is a front perspective view of the screen set;
FIG. 2 is a front view of the screen set;
FIG. 3 is a bottom view of the screen set;
FIG. 4 is a top view of the screen set;
FIG. 5 is a right side view of the screen set, the undisclosed left side being identical. The pole is shown broken away for ease of illustration; and,
FIG. 6 is a front perspective view of a second embodiment of the screen set.

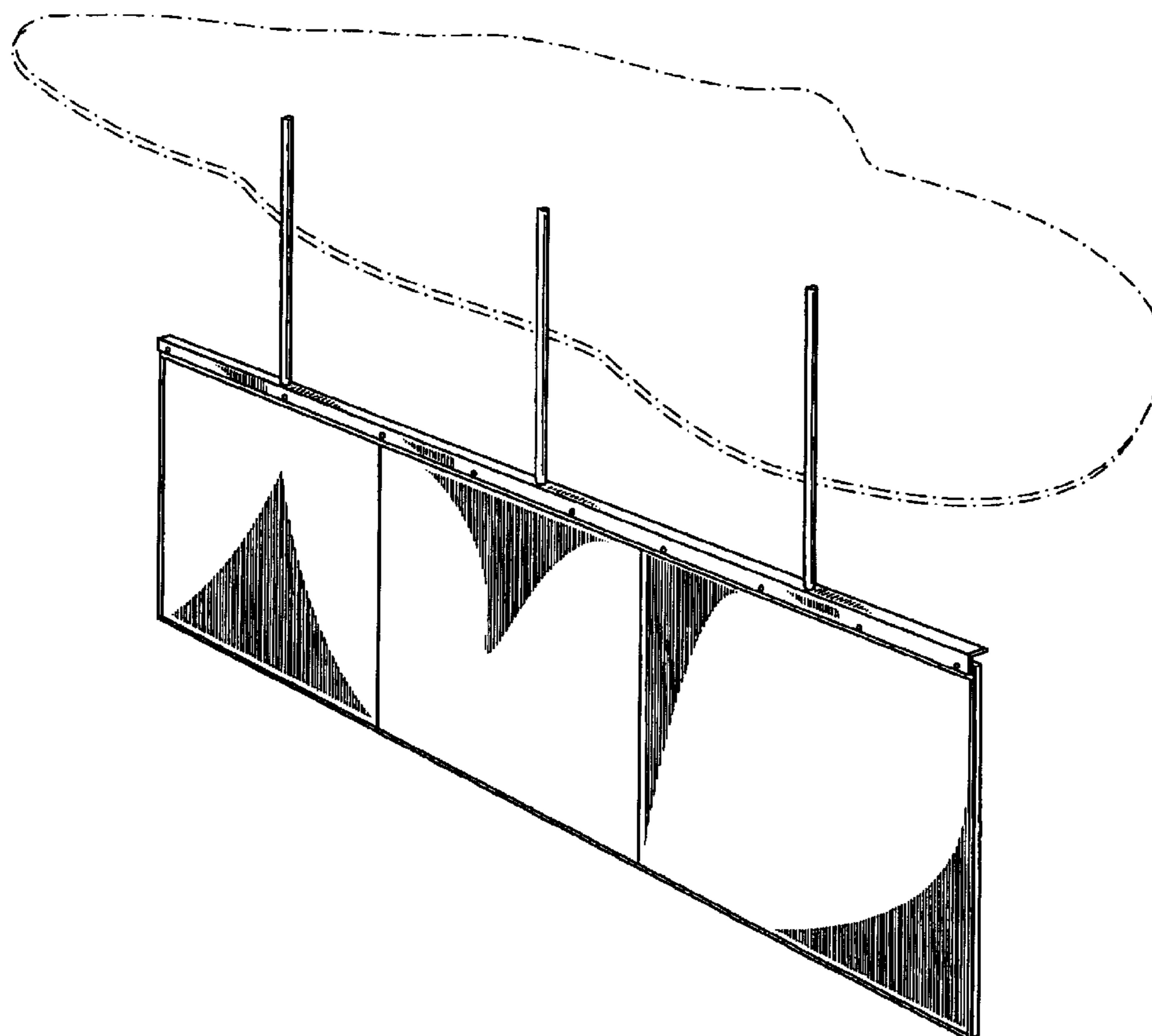
(56) **References Cited**

U.S. PATENT DOCUMENTS

373,794 A * 11/1887 Ambruster 396/3
3,851,950 A * 12/1974 Andres et al. 359/459
4,705,355 A * 11/1987 Espo 359/443
4,708,189 A * 11/1987 Ward 160/351

The broken lines shown in the drawings are for illustrative purposes only and form no part of the claimed design.

1 Claim, 4 Drawing Sheets



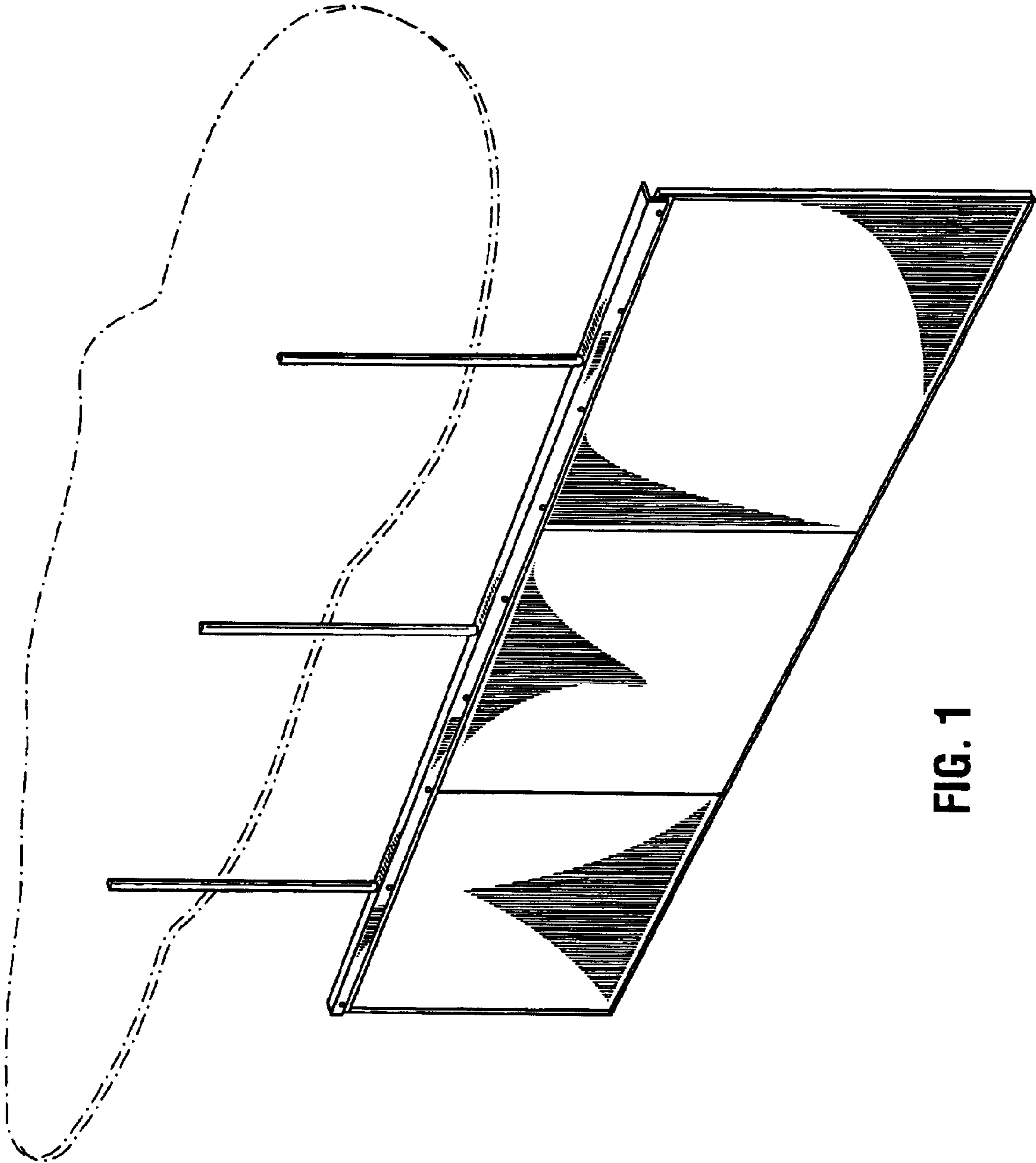


FIG. 1

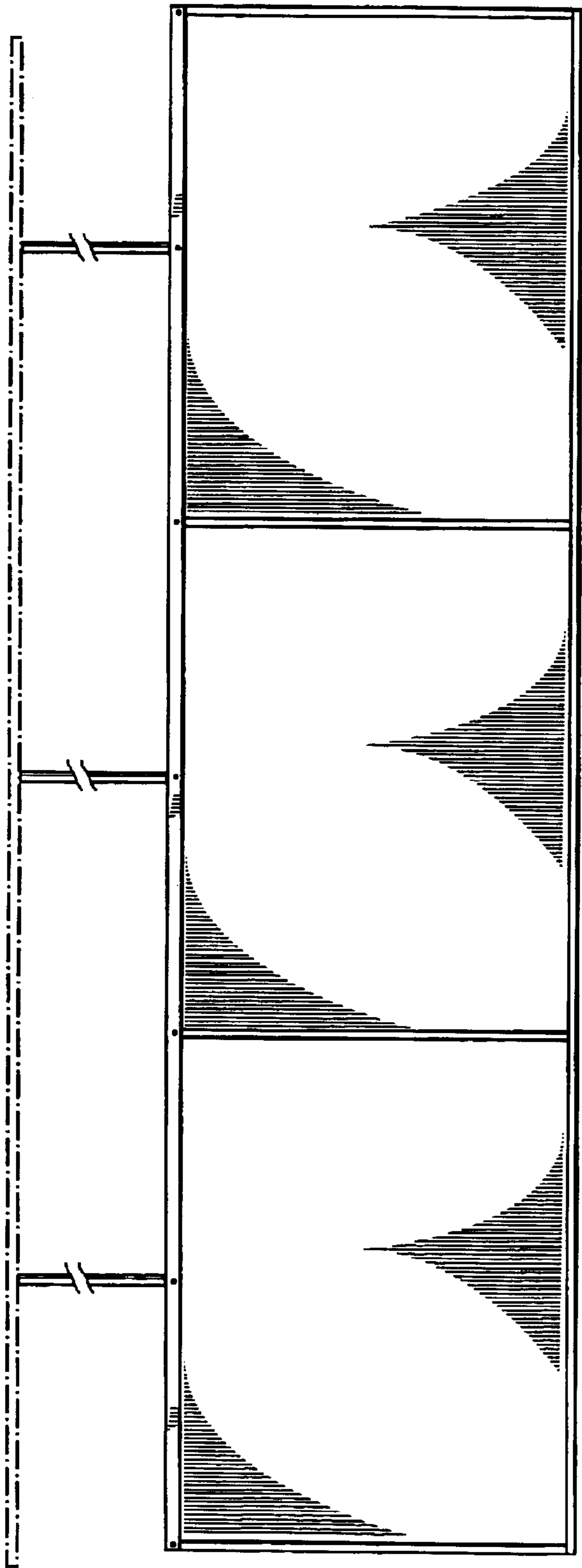


FIG. 2



FIG. 3



FIG. 4

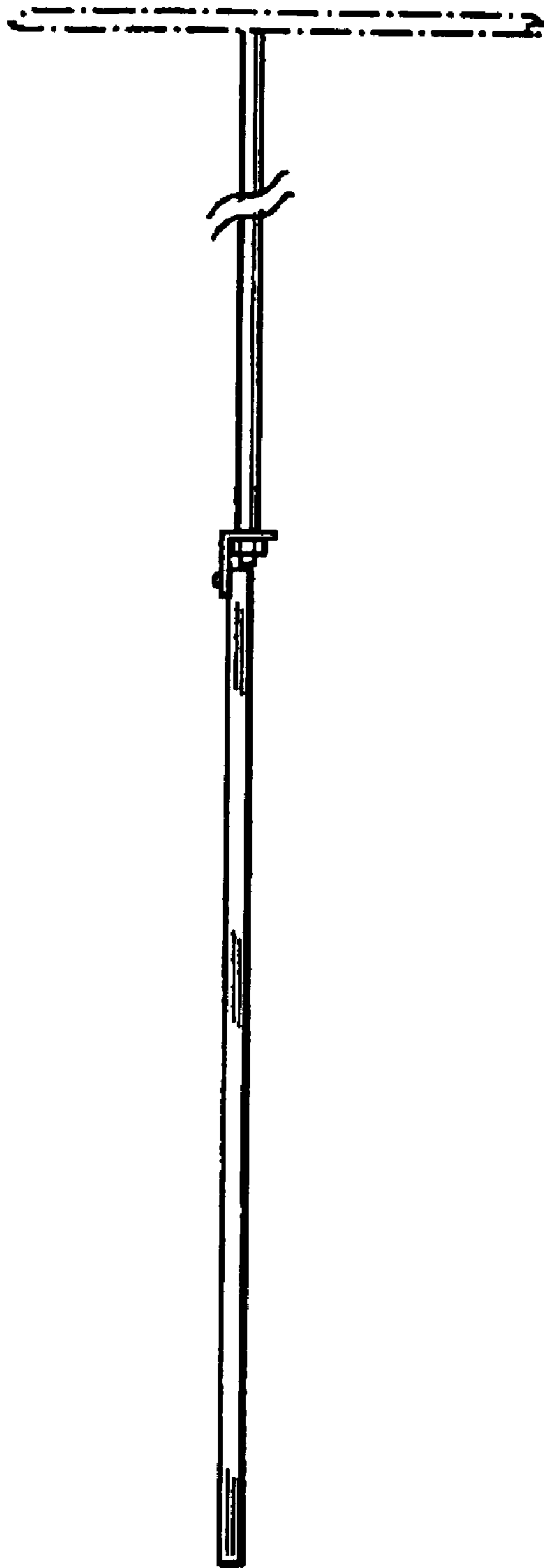


FIG. 5

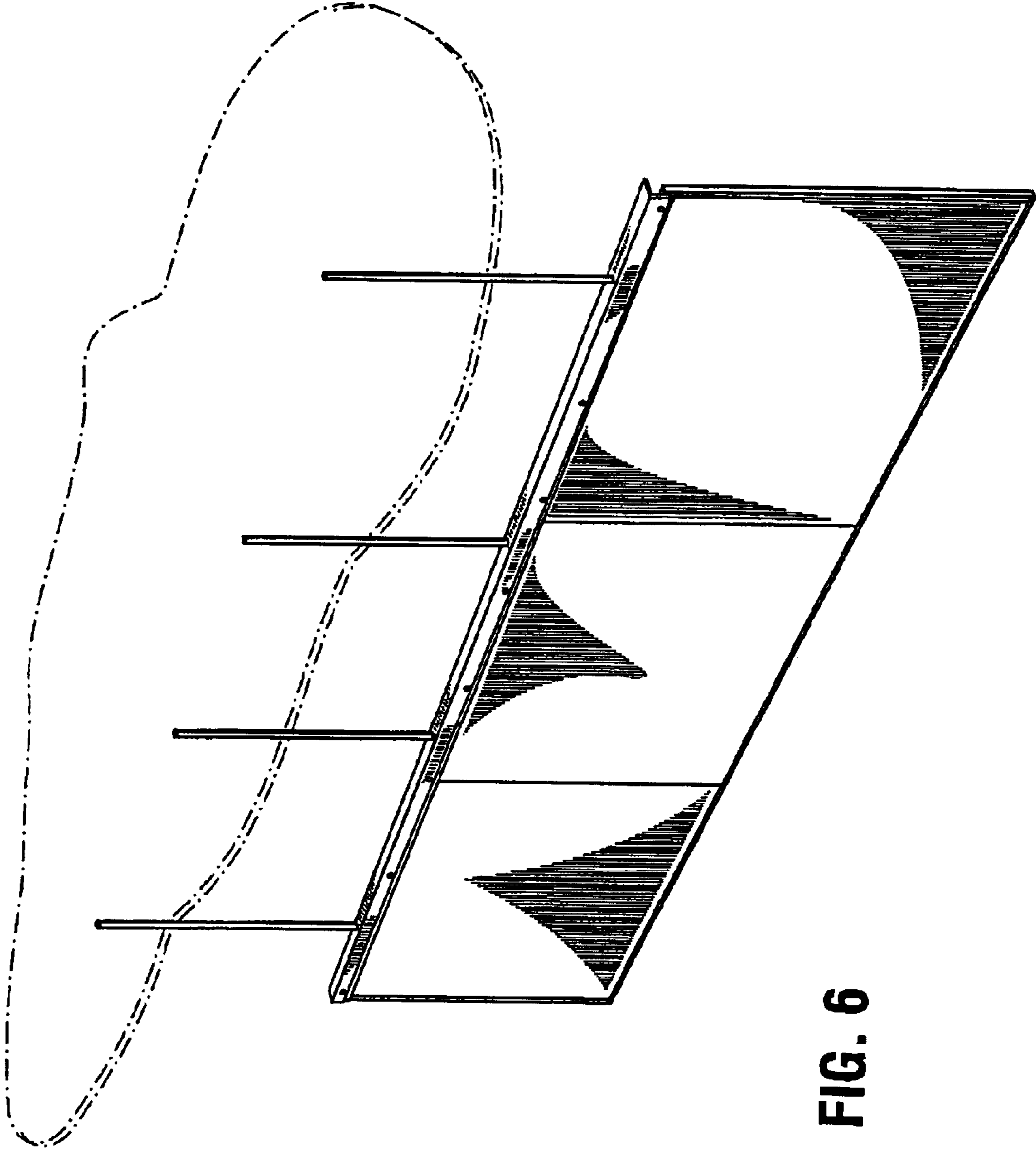


FIG. 6