

US00D493398S1

(12) **United States Design Patent**
Ohm et al.

(10) **Patent No.:** **US D493,398 S**
(45) **Date of Patent:** **** Jul. 27, 2004**

(54) **LICENSE PLATE FRAME**

(75) Inventors: **Patrick L. Ohm**, Mesa, AZ (US);
Elizabeth Ann Redfearne, Scottsdale,
AZ (US)

(73) Assignee: **Bell Automotive Products, Inc.**,
Scottsdale, AZ (US)

(**) Term: **14 Years**

(21) Appl. No.: **29/195,756**

(22) Filed: **Dec. 17, 2003**

(51) **LOC (7) Cl.** **12-16**

(52) **U.S. Cl.** **D12/193**

(58) **Field of Search** D12/193; D6/300-303,
D6/310-314; 40/200-203, 207-216

(56) **References Cited**

U.S. PATENT DOCUMENTS

D347,416 S * 5/1994 Hu D12/193
D361,971 S * 9/1995 Wang D12/193

D377,776 S * 2/1997 Kheyfets D12/193
D379,450 S * 5/1997 Clark et al. D12/193
D466,457 S * 12/2002 Wang D12/193
D474,724 S * 5/2003 Wang D12/193
D481,660 S * 11/2003 Super et al. D12/193

* cited by examiner

Primary Examiner—Stacia Cadmus

(74) *Attorney, Agent, or Firm*—Greenberg Traurig LLP

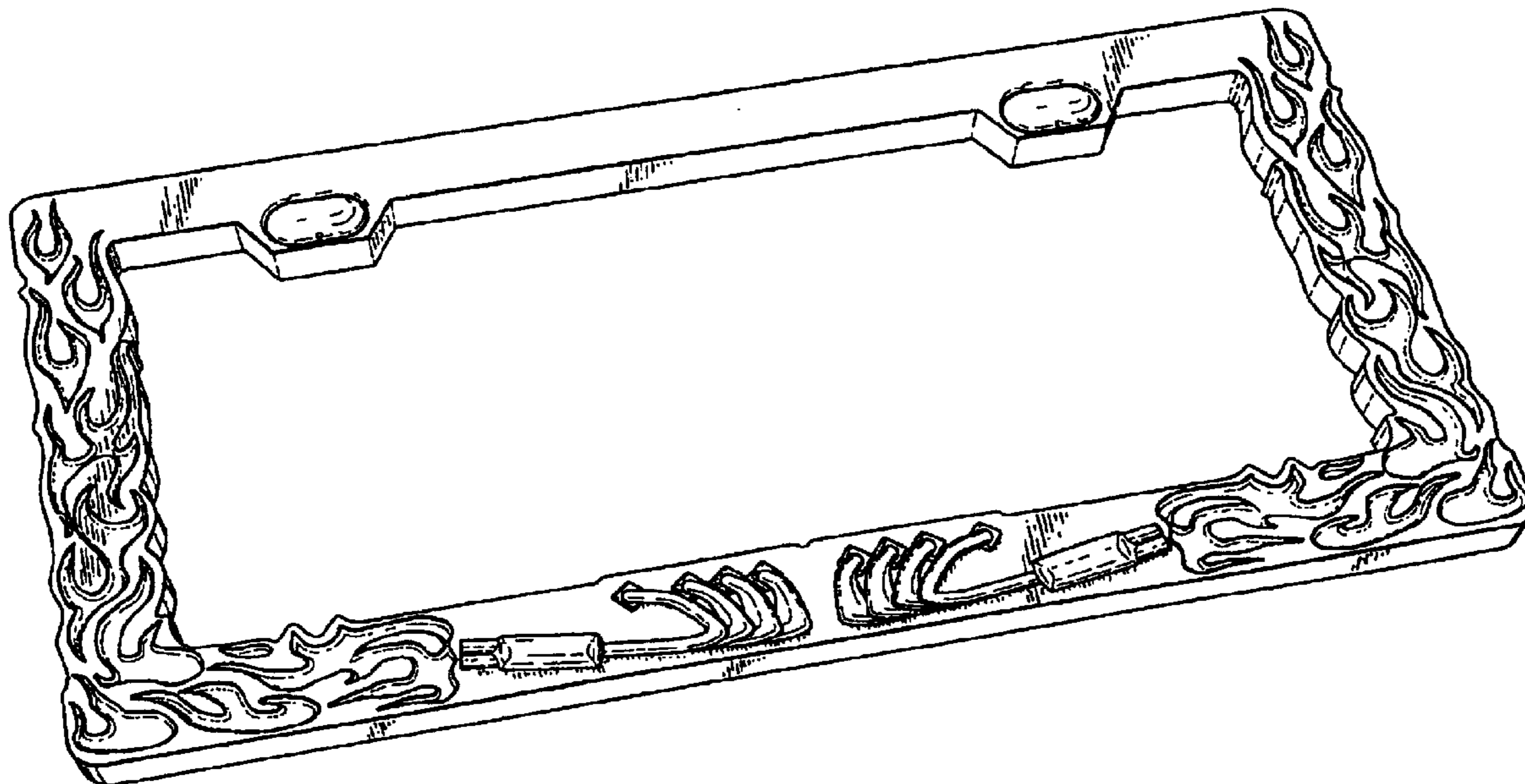
(57) **CLAIM**

The ornamental design for a license plate frame, as shown.

DESCRIPTION

FIG. 1 is a perspective view of the new license plate frame ornamental design;
FIG. 2 is a front plan view;
FIG. 3 is a rear plan view;
FIG. 4 is a top elevational view;
FIG. 5 is a right side elevational view, the left side elevational view being the same; and,
FIG. 6 is a bottom elevational view.

1 Claim, 2 Drawing Sheets



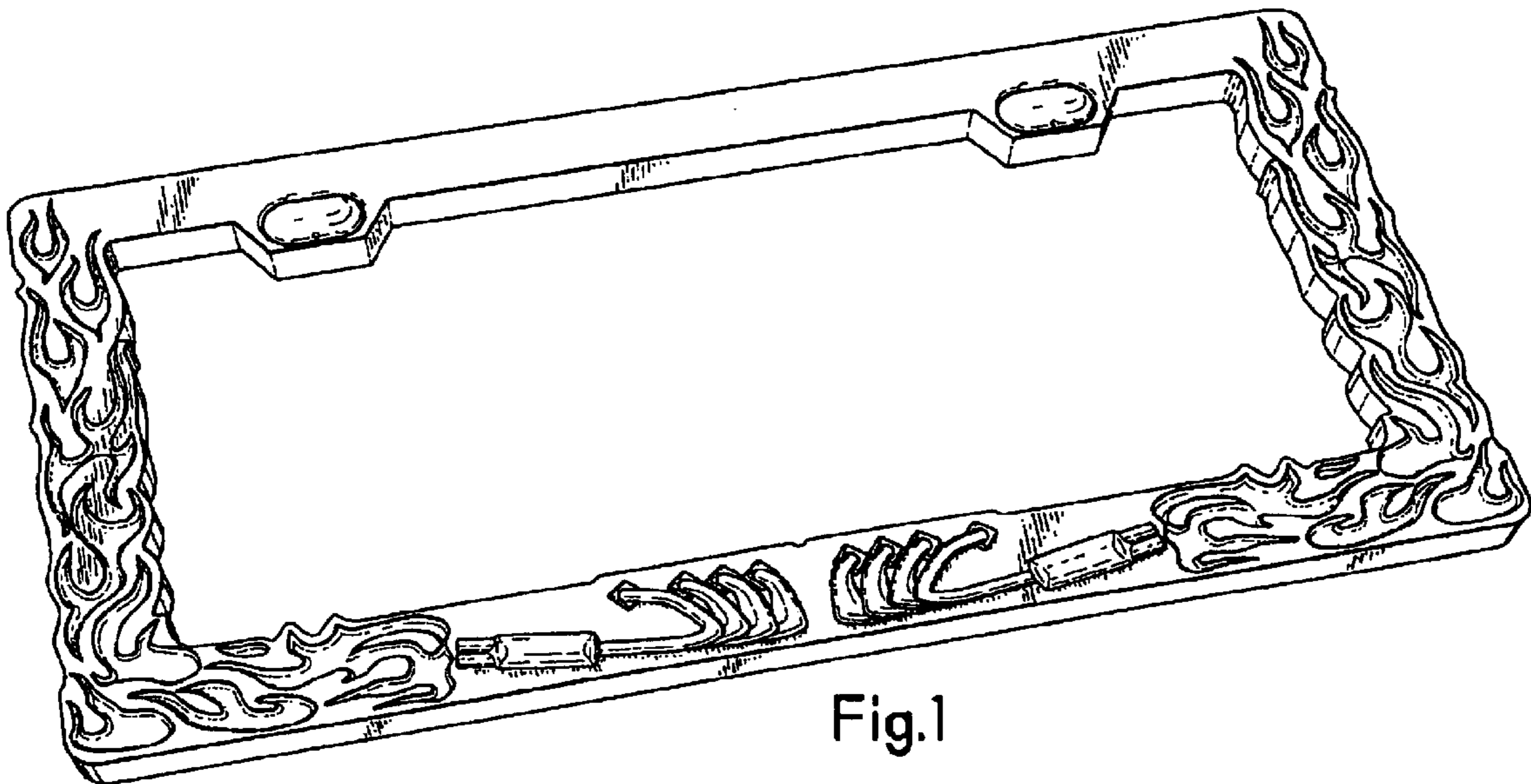


Fig.1




Fig.2

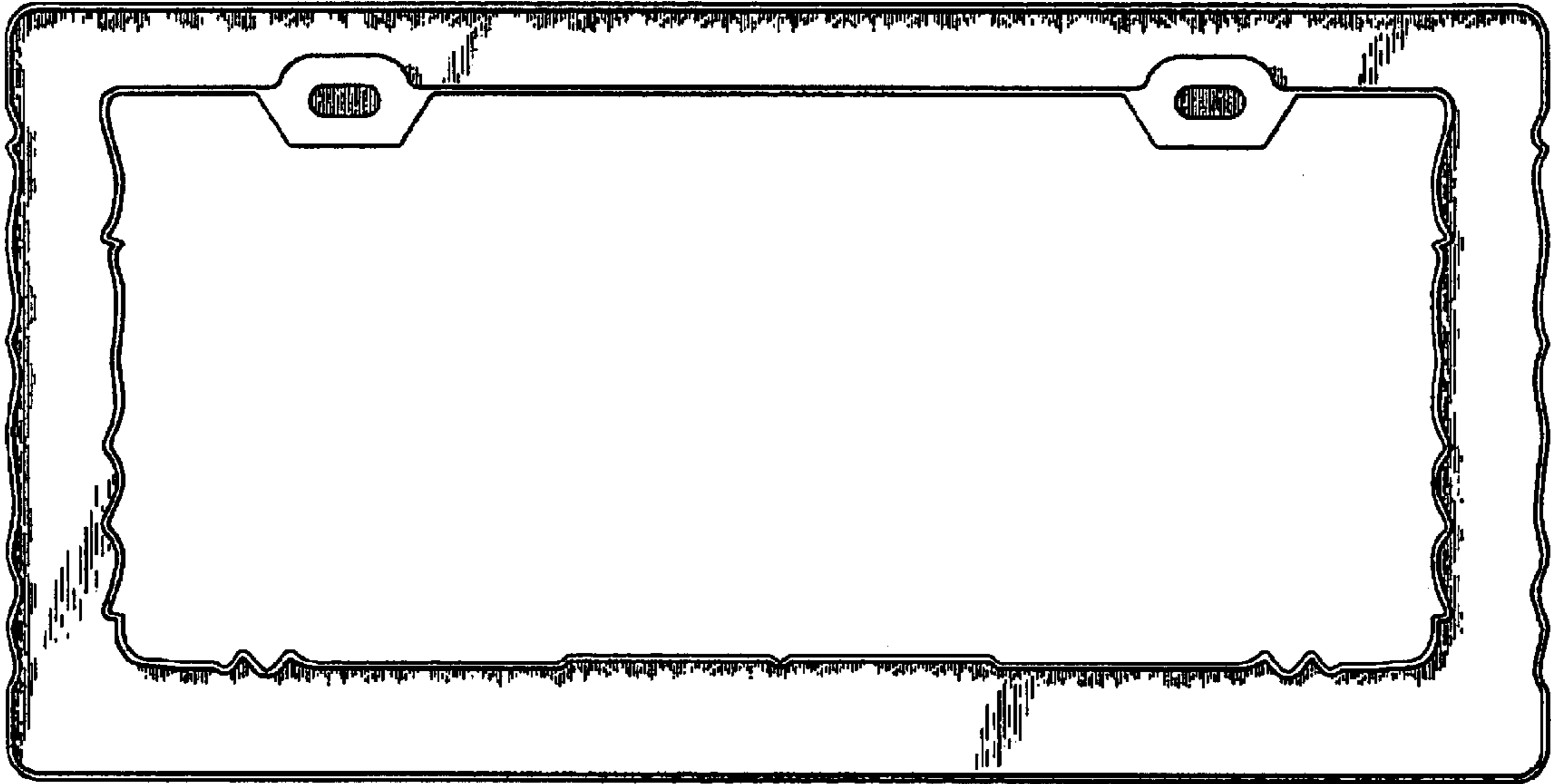


Fig.3



Fig.4

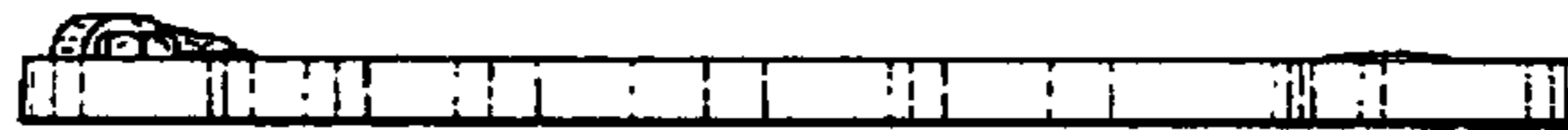


Fig.5



Fig.6