

US00D493380S1

(12) **United States Design Patent**  
**Chavarria**

(10) **Patent No.:** **US D493,380 S**

(45) **Date of Patent:** **\*\* Jul. 27, 2004**

(54) **ELASTOMERIC BAND**

(76) **Inventor:** **Patricia Chavarria**, 90 Lexington Ave.,  
#6A, New York, NY (US) 10016

(\*\*) **Term:** **14 Years**

(21) **Appl. No.:** **29/185,755**

(22) **Filed:** **Jul. 1, 2003**

(51) **LOC (7) Cl.** ..... **11-01**

(52) **U.S. Cl.** ..... **D11/3**

(58) **Field of Search** ..... D11/1-25, 93-94,  
D11/32; 59/78, 79.2, 80-84; 63/1.11, 3,  
3.1, 3.2, 5.1-5.2, 7-11; 224/175

(56) **References Cited**

**U.S. PATENT DOCUMENTS**

966,830 A \* 8/1910 Hammond ..... 139/425 R  
3,885,383 A \* 5/1975 Tanaka ..... 59/79.1  
D400,427 S \* 11/1998 Okawa et al. .... D8/382

D422,933 S \* 4/2000 Kahan ..... D11/3  
D438,812 S \* 3/2001 Bert ..... D11/3  
D440,515 S \* 4/2001 Cabarbaye ..... D11/3  
D444,092 S \* 6/2001 Cabarbaye ..... D11/3

\* cited by examiner

*Primary Examiner*—Ralf Seifert

(74) *Attorney, Agent, or Firm*—Joseph F. Murphy

(57) **CLAIM**

The design for an elastomeric band, as shown in the figures.

**DESCRIPTION**

FIG. 1 is a partial front view of the elastomeric band.  
FIG. 2 is a bottom view of the elastomeric band in FIG. 1.  
FIG. 3 is a side view of the elastomeric band in FIG. 1 taken  
along line 3; and,  
FIG. 4 cross-sectional view of the elastomeric band in FIG.  
1 taken along line 3.

**1 Claim, 2 Drawing Sheets**

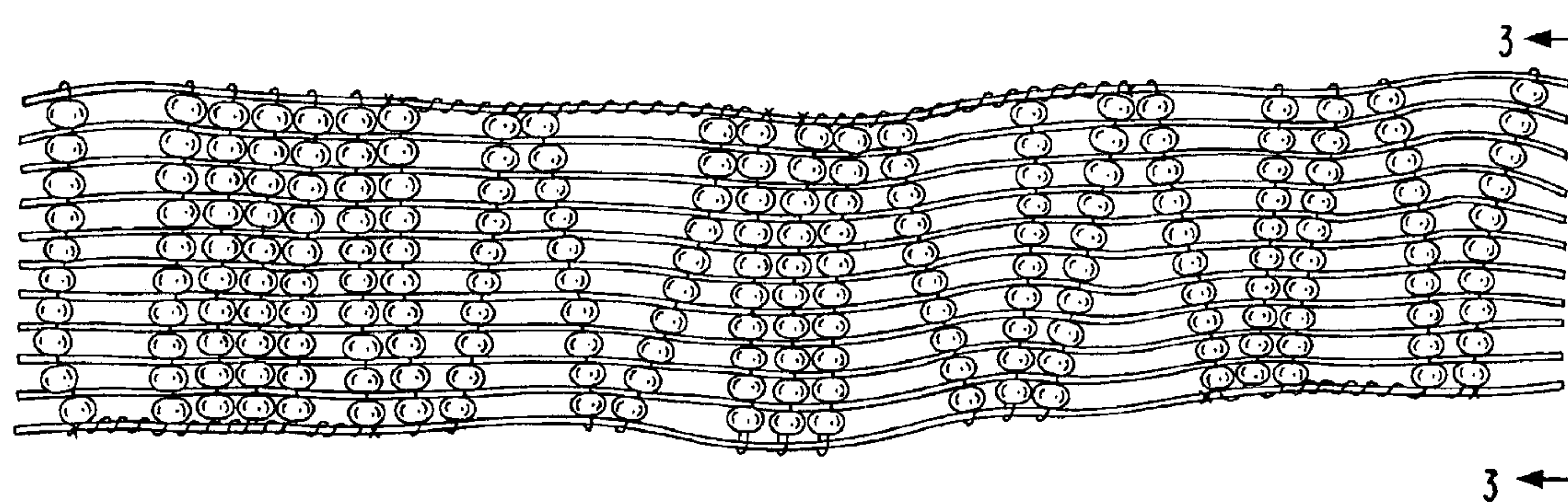


FIG. 1

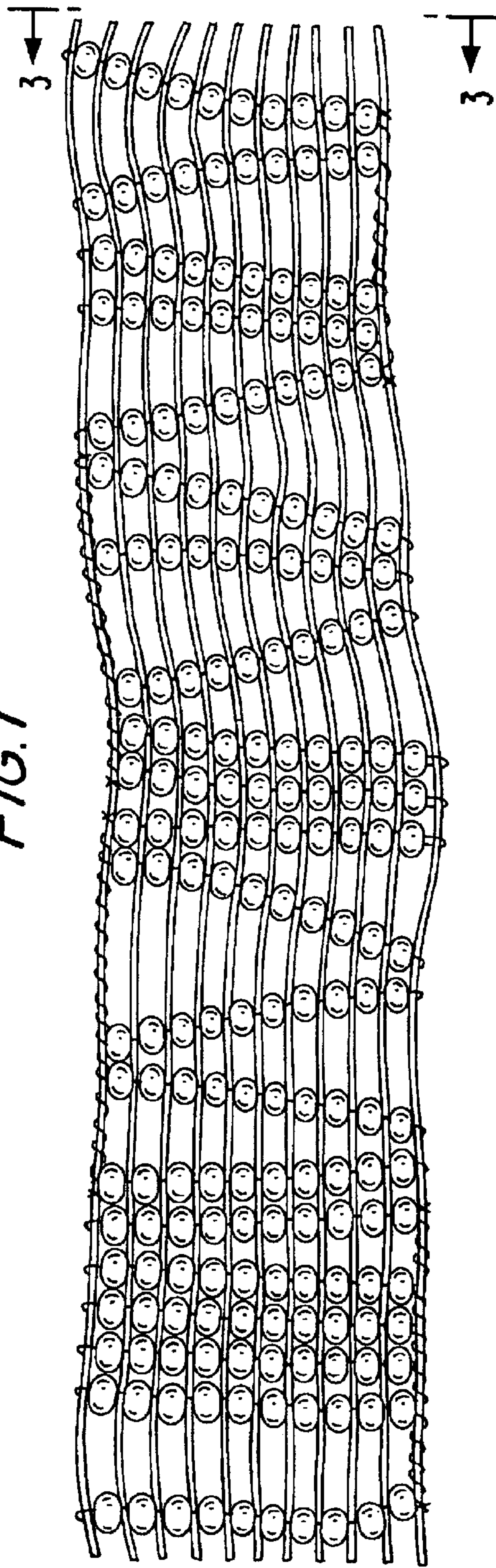


FIG. 2



FIG. 3



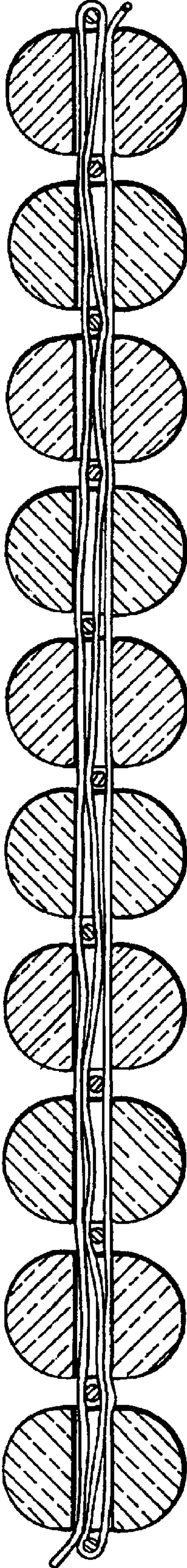


FIG. 4