

US00D493375S1

(12) **United States Design Patent**
Arabov

(10) **Patent No.:** **US D493,375 S**
(45) **Date of Patent:** **** Jul. 27, 2004**

(54) **MULTI-FACE TIMEPIECE**

(75) **Inventor:** **Jacob Arabov, Forest Hills, NY (US)**

(73) **Assignee:** **Jacob & Company Watches, Inc.,
New York, NY (US)**

(**) **Term:** **14 Years**

(21) **Appl. No.:** **29/174,557**

(22) **Filed:** **Jan. 17, 2003**

(51) **LOC (7) Cl.** **10-02**

(52) **U.S. Cl.** **D10/39**

(58) **Field of Search** D10/1-40, 122-132;
368/280-282, 276-277, 285, 294-295

(56) **References Cited**

U.S. PATENT DOCUMENTS

D156,754 S	*	1/1950	Kent	D10/32
D303,637 S	*	9/1989	Berger	D10/39
4,972,393 A	*	11/1990	Sase et al.	368/28
D319,028 S	*	8/1991	Bourquin et al.	D10/39
D327,652 S	*	7/1992	Brodmann	D10/30
D381,588 S	*	7/1997	Weston	D10/32
D420,293 S	*	2/2000	Parmigiani	D10/30
D454,799 S	*	3/2002	Wa	D10/30

* cited by examiner

Primary Examiner—Nelson C. Holtje

(74) *Attorney, Agent, or Firm*—Ostrolenk, Faber, Gerb & Soffen, LLP

(57) **CLAIM**

The ornamental design for a multi-face timepiece, as shown and described.

DESCRIPTION

FIG. 1 a perspective view of the multi-face timepiece of the present invention in accordance with a first embodiment thereof;

FIG. 2 is a front view of the first embodiment of the invention;

FIG. 3 is a rear view of the first embodiment of the invention;

FIG. 4 is a top view of the first embodiment of the invention;

FIG. 5 is a left side view of the first embodiment of the invention;


FIG. 6 is a right side view of the first embodiment of the invention;

FIG. 7 is a perspective of a second embodiment of the invention; and,

FIG. 8 is a front view of the second embodiment of the invention, the remaining views of the second embodiment of the invention corresponding to the views in FIGS. 3-6.

The broken line showing of a wristband is for illustrative purposes only and forms no part of the claimed design.

1 Claim, 3 Drawing Sheets



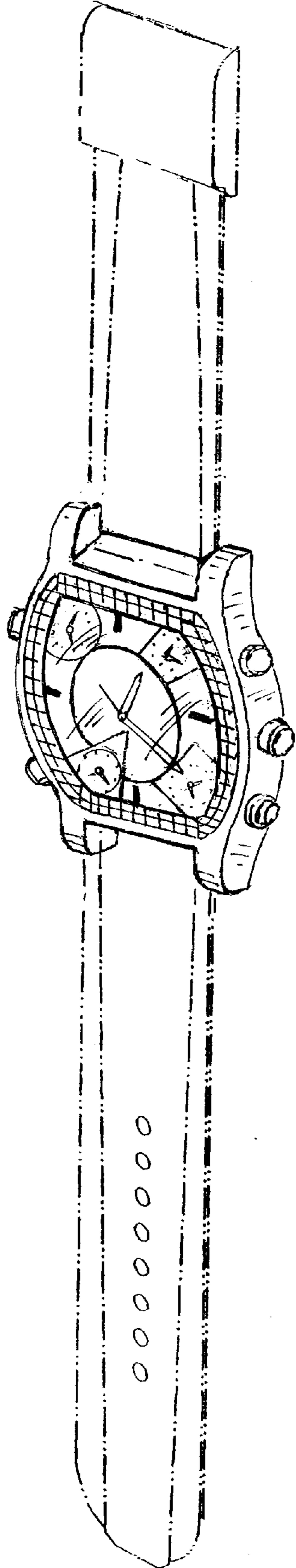


FIG. 1




FIG. 2



FIG. 4

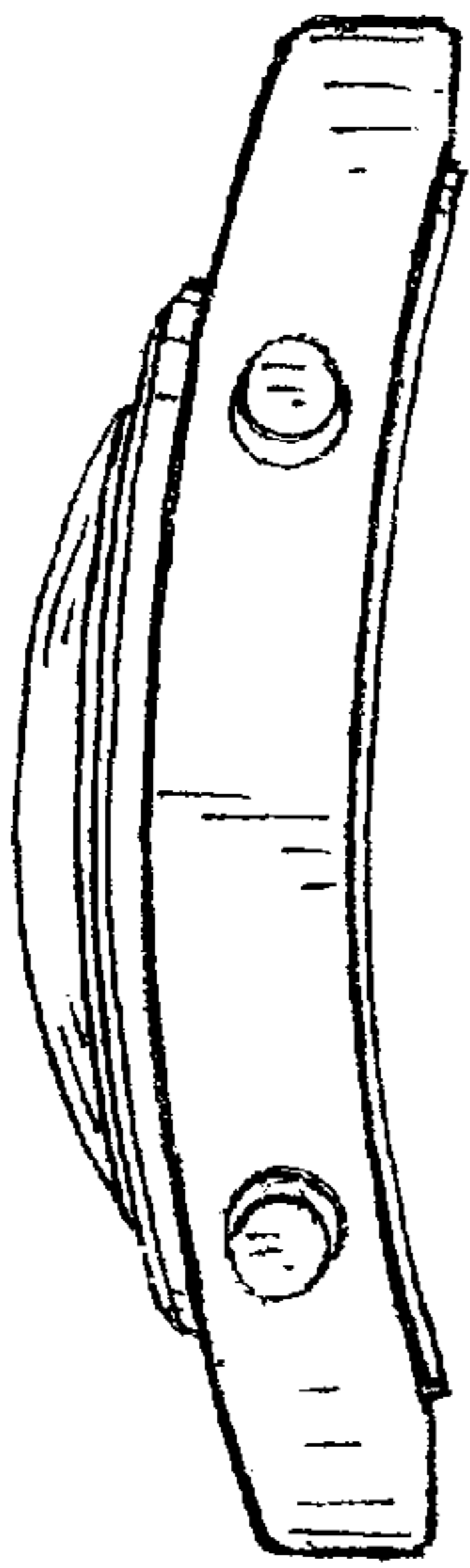


FIG. 5

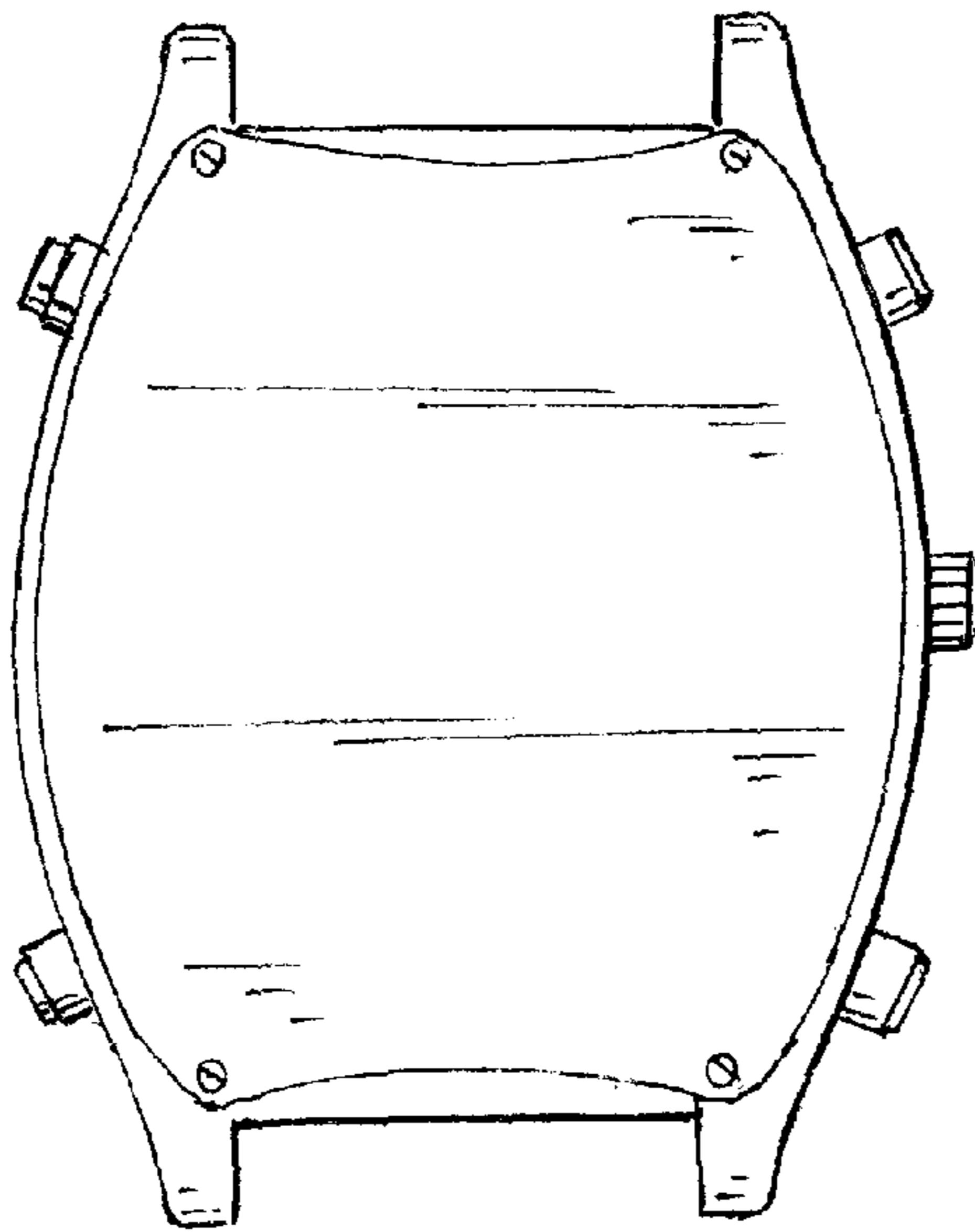


FIG. 3

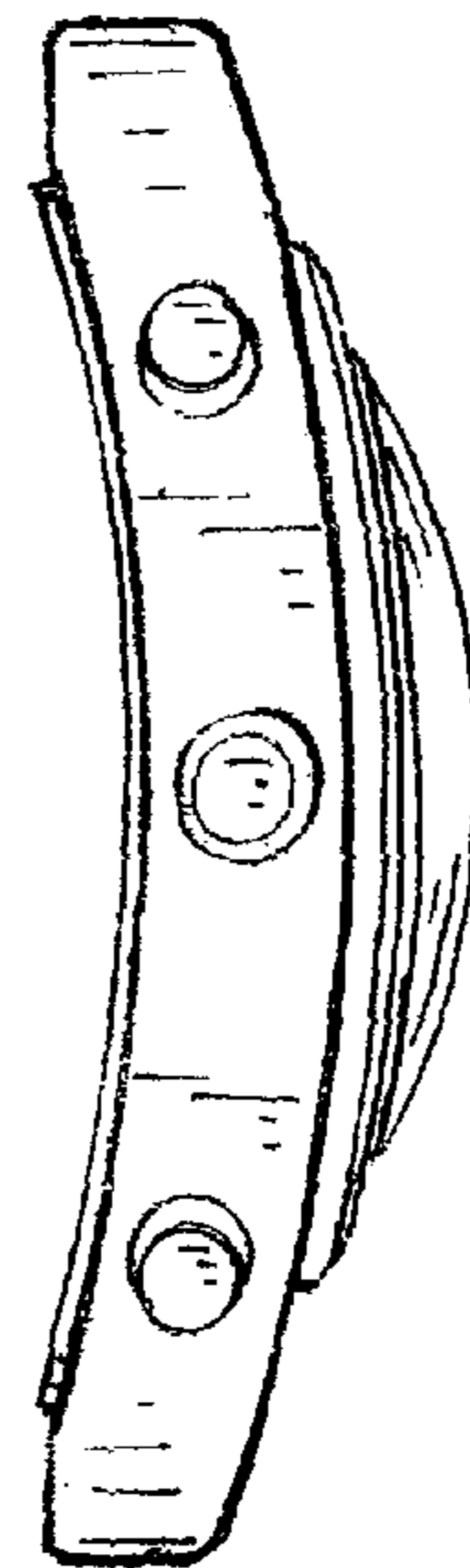


FIG. 6




FIG. 7

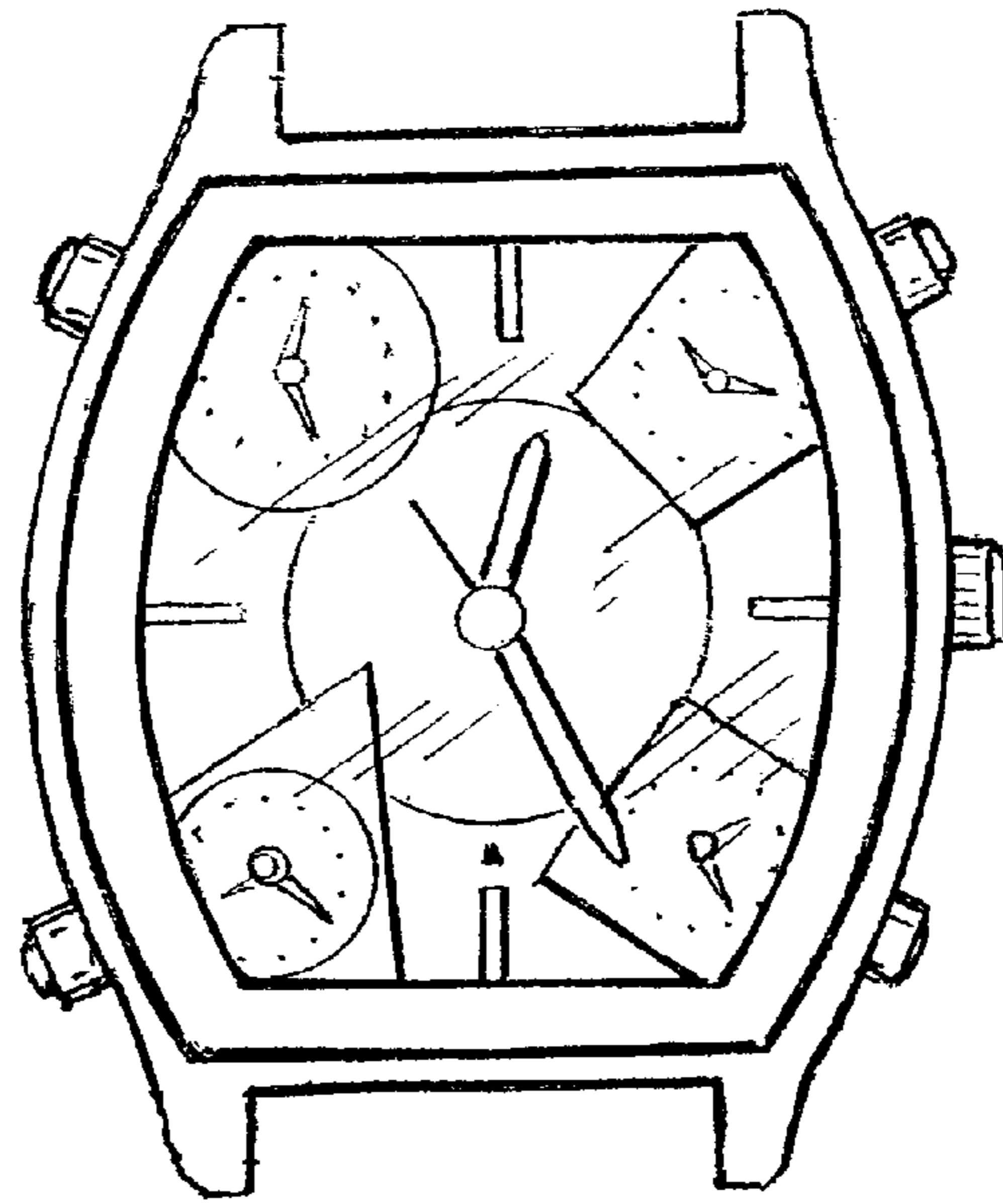


FIG. 8