

US00D493374S1

(12) **United States Design Patent**
Arlanda

(10) **Patent No.:** **US D493,374 S**

(45) **Date of Patent:** **** Jul. 27, 2004**

(54) **WATCH WITH WATCHBAND**

(75) **Inventor:** **Séverine Arlanda**, Saint Mandé (FR)

(73) **Assignee:** **Cartier International B.V.**, Amsterdam (NL)

(**) **Term:** **14 Years**

(21) **Appl. No.:** **29/189,867**

(22) **Filed:** **Sep. 12, 2003**

(30) **Foreign Application Priority Data**

Mar. 12, 2003 (WO) DM/063 125

(51) **LOC (7) Cl.** **10-02**

(52) **U.S. Cl.** **D10/32**

(58) **Field of Search** D10/1-40, 122-132;
368/276-277, 281-282, 285; D11/3-25;
63/1.1, 3, 5, 11; 224/164, 168, 178

(56) **References Cited**

U.S. PATENT DOCUMENTS

- D77,296 S * 12/1928 Dinhofer D10/38
- 2,028,791 A * 1/1936 Lynds 368/282
- D155,397 S * 10/1949 Connant D10/38

- D186,390 S * 10/1959 Katz D10/32
- D286,515 S * 11/1986 Lai D11/3
- D314,710 S * 2/1991 Weil D10/32
- D451,035 S * 11/2001 Anand D10/32
- D452,657 S * 1/2002 Hegi D10/32
- D455,358 S * 4/2002 Mauboussin D10/32
- D458,154 S * 6/2002 Lepeu et al. D10/32

* cited by examiner

Primary Examiner—Nelson C. Holtje

(74) *Attorney, Agent, or Firm*—Oliff & Berridge, PLC

(57) **CLAIM**

The ornamental design for a watch with watchband, as shown and described.

DESCRIPTION

FIG. 1 is a perspective view of a watch with watchband;
FIG. 2 is a top view thereof;
FIG. 3 is a bottom view thereof;
FIG. 4 is a left-side view thereof;
FIG. 5 is a right-side view thereof;
FIG. 6 is a top-end view of FIG. 2; and,
FIG. 7 is a bottom-end view of FIG. 2.

1 Claim, 1 Drawing Sheet



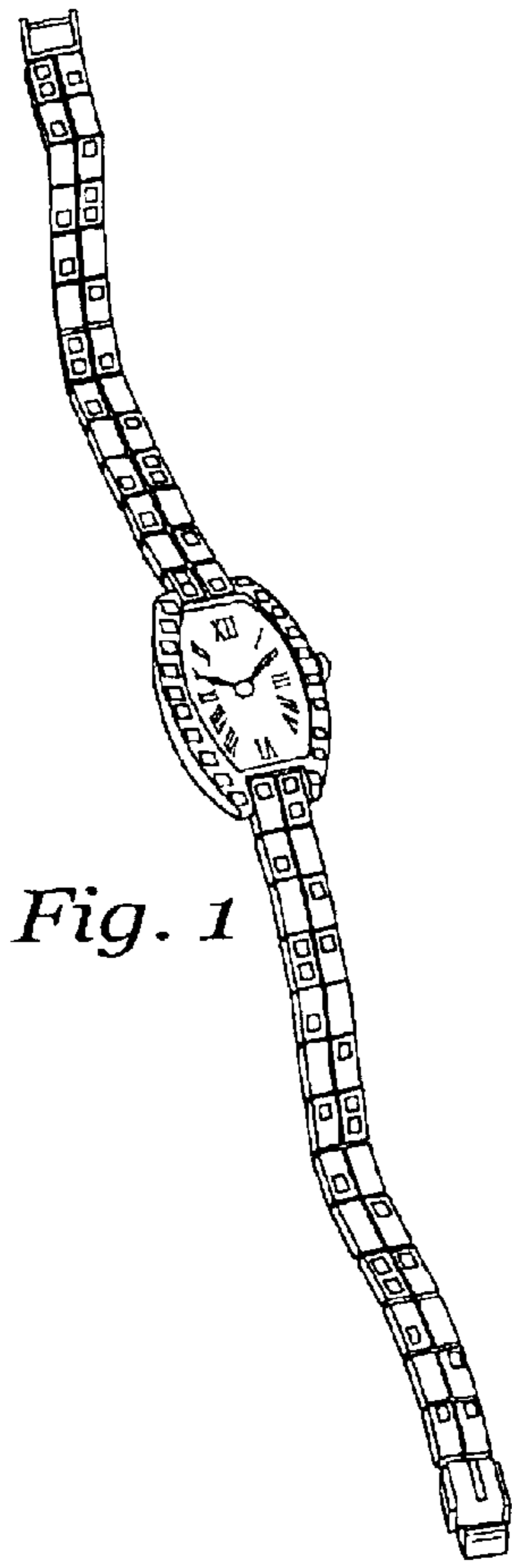


Fig. 1




Fig. 2

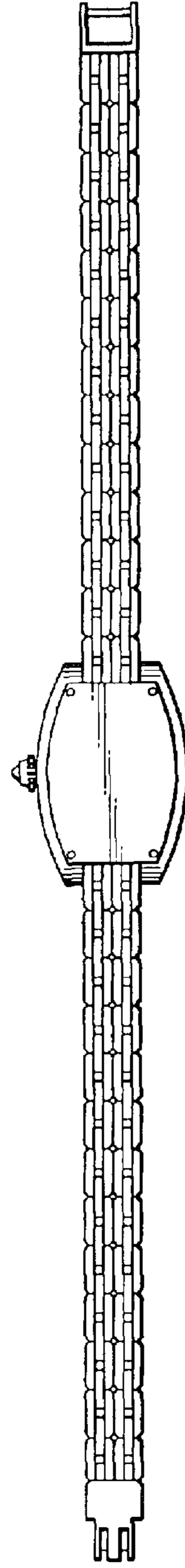


Fig. 3



Fig. 4



Fig. 5




Fig. 6



Fig. 7