

US00D493372S1

(12) **United States Design Patent**  
**Houlihan**

(10) **Patent No.:** **US D493,372 S**  
(45) **Date of Patent:** **\*\* Jul. 27, 2004**

(54) **WATCH CASING AND PORTION OF A STRAP**

(75) **Inventor:** **John T. Houlihan**, Groton Long Point, CT (US)

(73) **Assignee:** **Timex Group B.V. (NL)**

(\*\*) **Term:** **14 Years**

(21) **Appl. No.:** **29/185,562**

(22) **Filed:** **Jun. 30, 2003**

(51) **LOC (7) Cl.** ..... **10-01**

(52) **U.S. Cl.** ..... **D10/30; D10/38**

(58) **Field of Search** ..... D10/1-40, 122-132;  
368/280-282, 276-277, 28-30, 285, 239-242,  
243-249, 82-84, 41-44

(56) **References Cited**

**U.S. PATENT DOCUMENTS**

D339,749 S	*	9/1993	Ishizaka	.....	D10/38
D355,376 S	*	2/1995	Nakai	.....	D10/38
D387,677 S	*	12/1997	Hanagata	.....	D10/30
D417,399 S	*	12/1999	Sugisawa	.....	D10/30
D430,807 S	*	9/2000	Moriai	.....	D10/30
D433,342 S	*	11/2000	Fox	.....	D10/30

D447,426 S	*	9/2001	Jannard et al.	.....	D10/32
D447,959 S	*	9/2001	Fox et al.	.....	D10/30
D452,169 S	*	12/2001	Syoubayashi	.....	D10/30
D480,317 S	*	10/2003	Yan	.....	D10/30
D482,627 S	*	11/2003	Houlihan		

\* cited by examiner

*Primary Examiner*—Nelson C. Holtje

(74) *Attorney, Agent, or Firm*—Carmody & Torrance LLP

(57) **CLAIM**

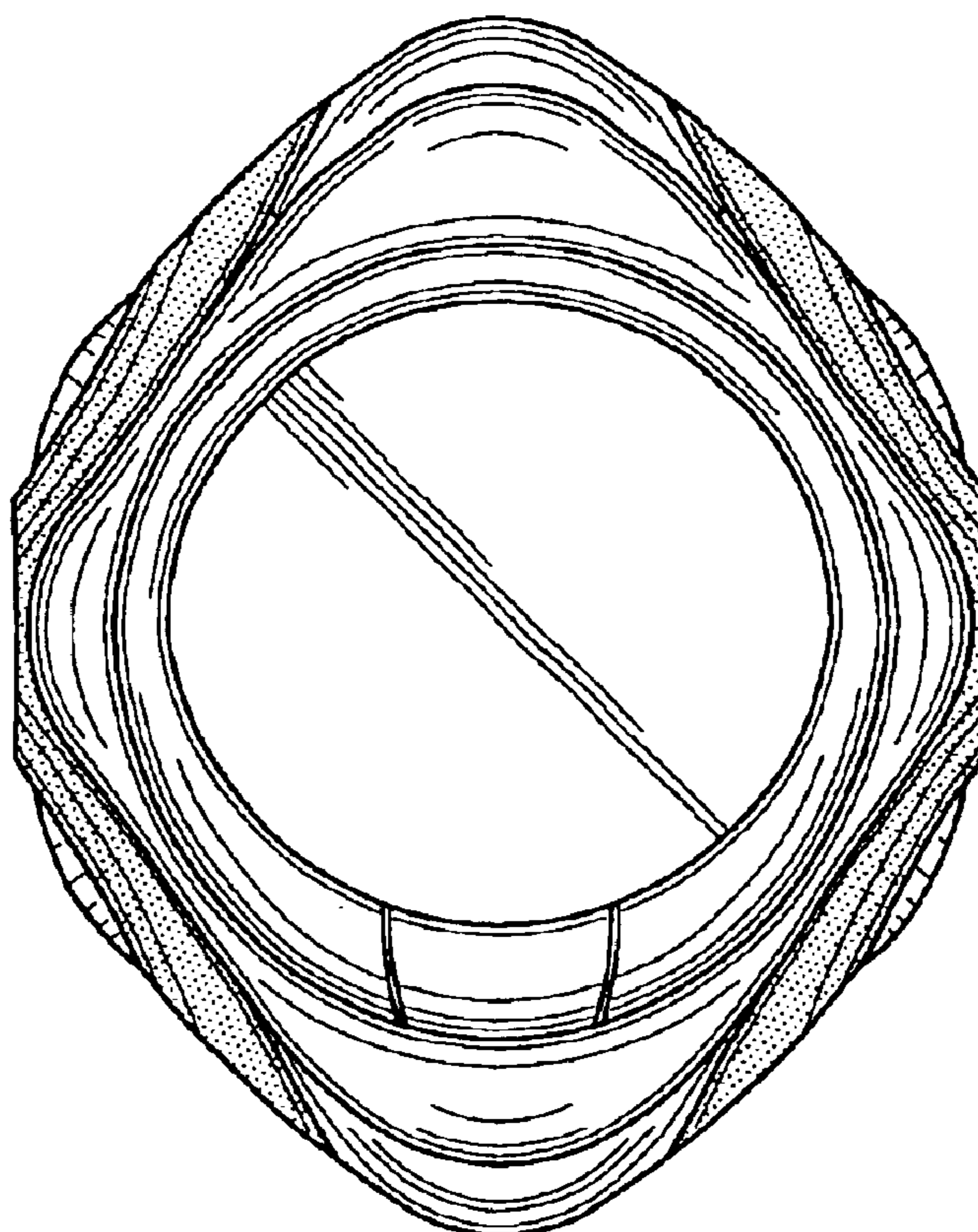
The ornamental design for a watch casing and portion of a strap, as shown and described.

**DESCRIPTION**

FIG. 1 is a top plan view of a watch casing and portion of a strap showing my new design;  
FIG. 2 is a left side elevational view thereof;  
FIG. 3 is a right side elevational view thereof;  
FIG. 4 is a first end elevational view thereof;  
FIG. 5 is a second end elevational view thereof; and,  
FIG. 6 is a bottom plan view.

The speckled dots are intended to illustrate a contrast in color and/or material used to construct and illustrate the claimed invention. The fact that the drawings illustrate dots, in and of itself, is not material to the invention.

**1 Claim, 3 Drawing Sheets**



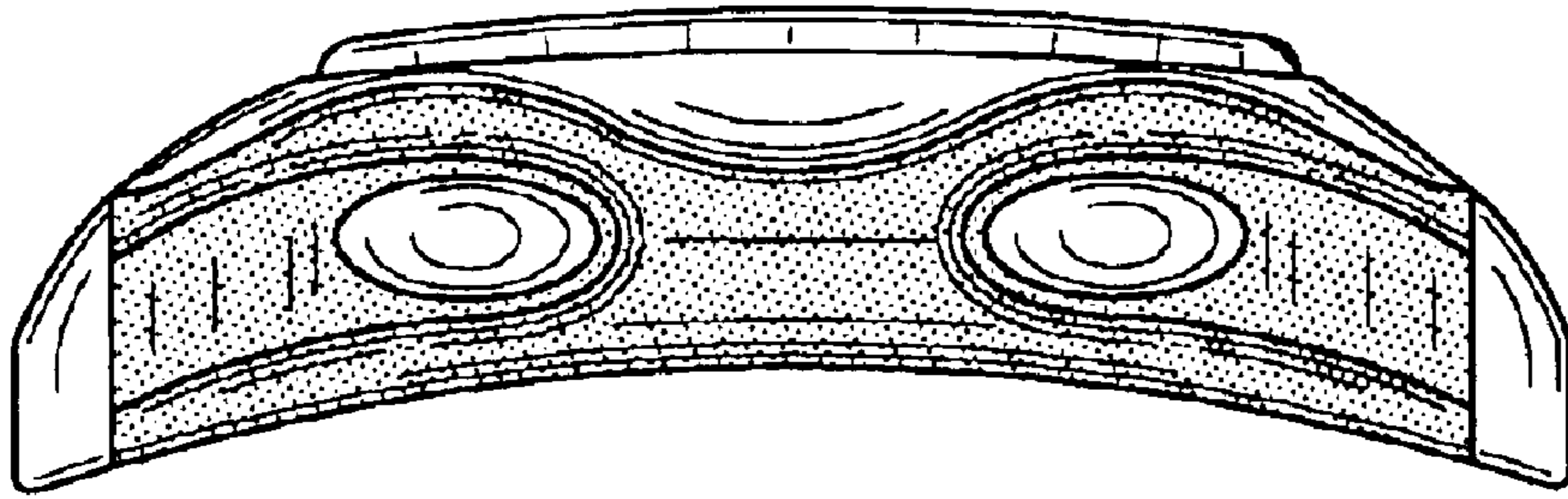


FIG. 2

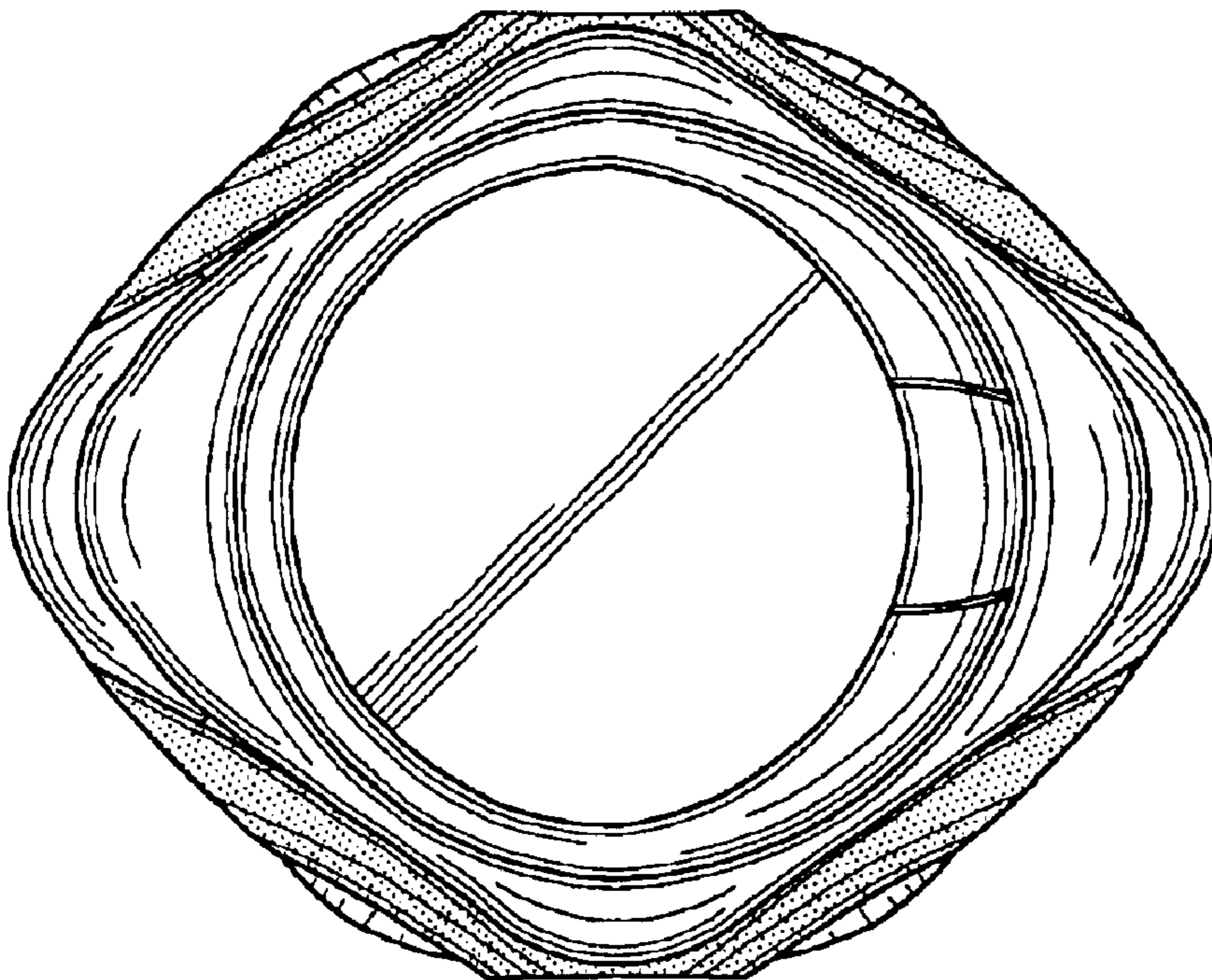


FIG. 1

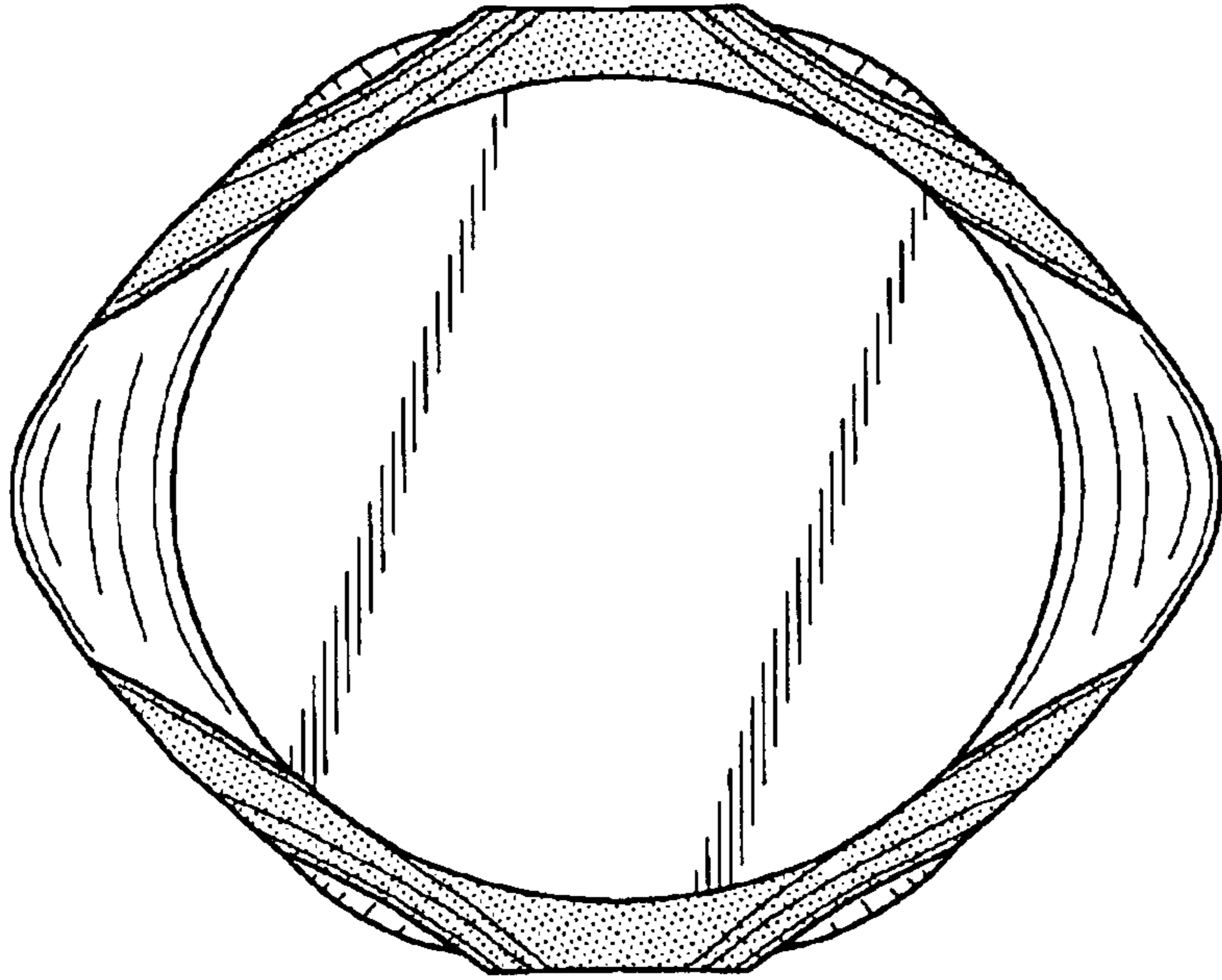


FIG. 6

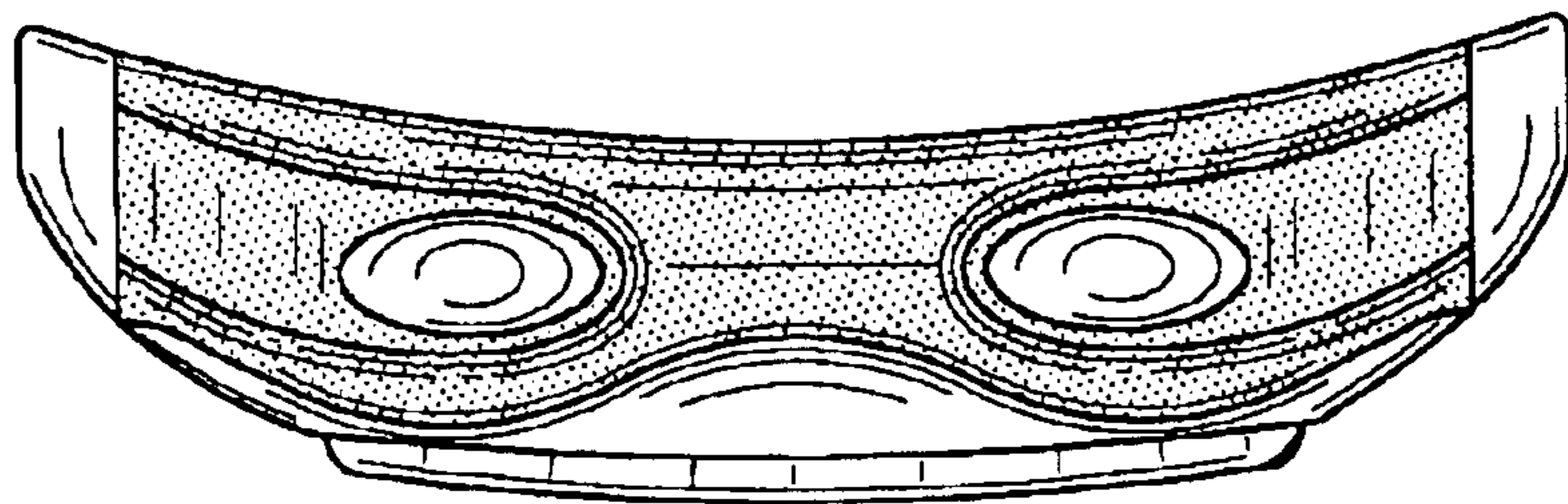


FIG. 3




FIG. 4




FIG. 5