

US00D493371S1

(12) **United States Design Patent**
Streltsov

(10) **Patent No.:** **US D493,371 S**

(45) **Date of Patent:** **** Jul. 27, 2004**

(54) **WATCH CASING AND PORTION OF A STRAP**

(75) **Inventor:** **Sergei Streltsov, London (GB)**

(73) **Assignee:** **Timex Group B.V. (NL)**

(**) **Term:** **14 Years**

(21) **Appl. No.:** **29/185,480**

(22) **Filed:** **Jun. 27, 2003**

(51) **LOC (7) Cl.** **10-02**

(52) **U.S. Cl.** **D10/30**

(58) **Field of Search** D10/1-40, 122-132;
368/280-282, 276-277, 28-30, 285, 239-242,
82-84, 41-44, 243-249

(56) **References Cited**

U.S. PATENT DOCUMENTS

D267,312 S	*	12/1982	Funk	D10/31
D291,463 S	*	8/1987	Hartt	D21/722
D299,028 S	*	12/1988	Hermann	D14/100
D366,036 S	*	1/1996	Houlihan	D14/114
D376,986 S	*	12/1996	Uzawa et al.	D10/38
D394,391 S	*	5/1998	Bruce et al.	D10/30
D394,392 S	*	5/1998	Bruce et al.	
D394,394 S	*	5/1998	Bruce et al.	D10/30
D394,395 S	*	5/1998	Bruce et al.	D10/30

D398,246 S	*	9/1998	Bruce et al.	D10/30
D434,333 S	*	11/2000	Riley et al.	D10/30
D445,041 S	*	7/2001	Tan et al.	D10/32
D449,996 S		11/2001	DiTullo et al.	
D455,969 S	*	4/2002	Wilson	D10/32

OTHER PUBLICATIONS

Promotional Material For Evo Design.

* cited by examiner

Primary Examiner—Nelson C. Holtje

(74) *Attorney, Agent, or Firm*—Carmody & Torrance LLP

(57) **CLAIM**

The ornamental design for a watch casing and portion of a strap, as shown and described.

DESCRIPTION

FIG. 1 is a top plan view of a watch casing and portion of a strap showing my new design;

FIG. 2 is a left side elevational view thereof;

FIG. 3 is a right side elevational view thereof;

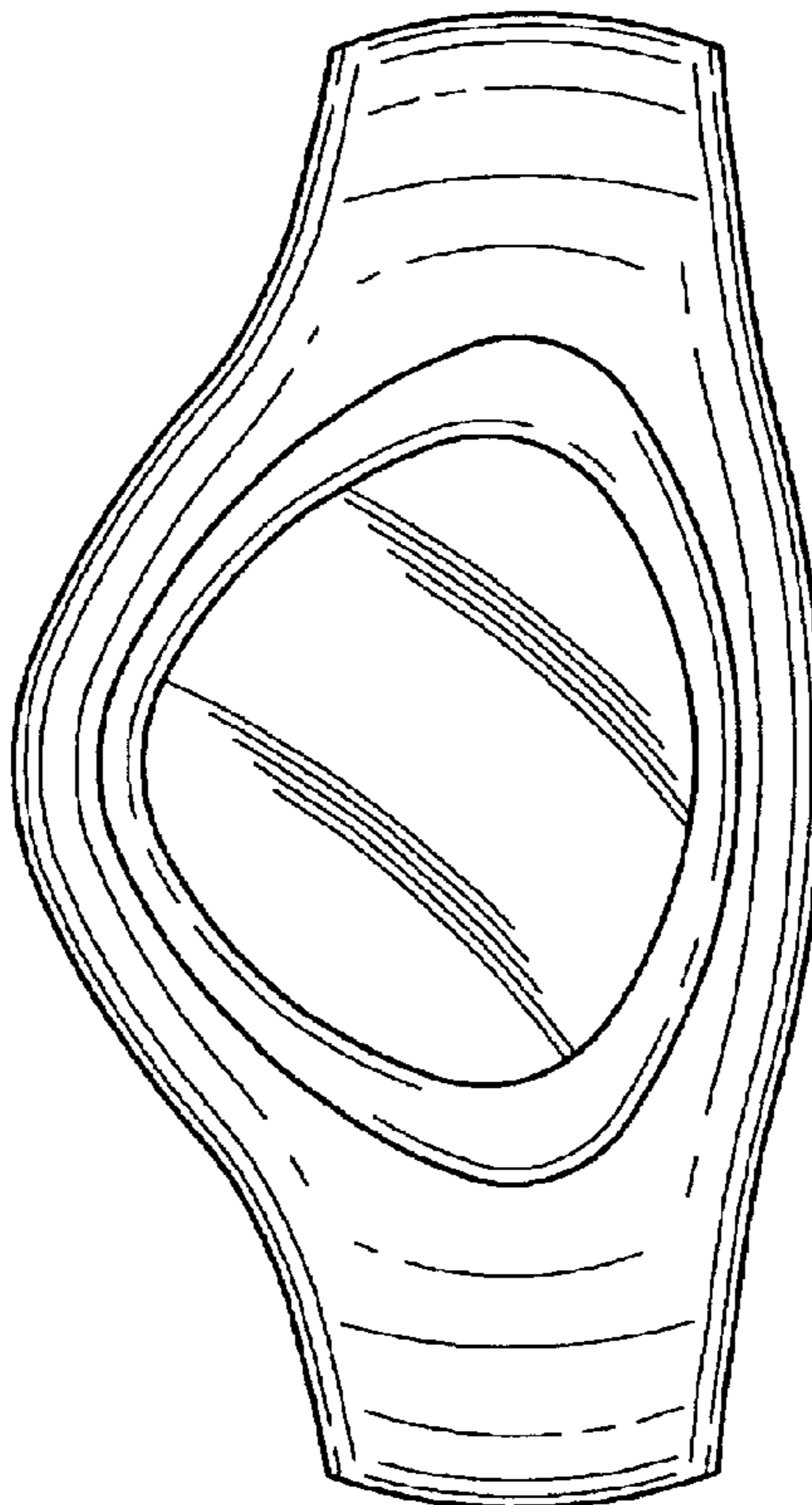
FIG. 4 is a bottom plan view thereof;

FIG. 5 is a second end elevational view thereof; and,

FIG. 6 is a first end elevational view.

The broken-line showings are environmental only and form no part of the claimed design.

1 Claim, 3 Drawing Sheets



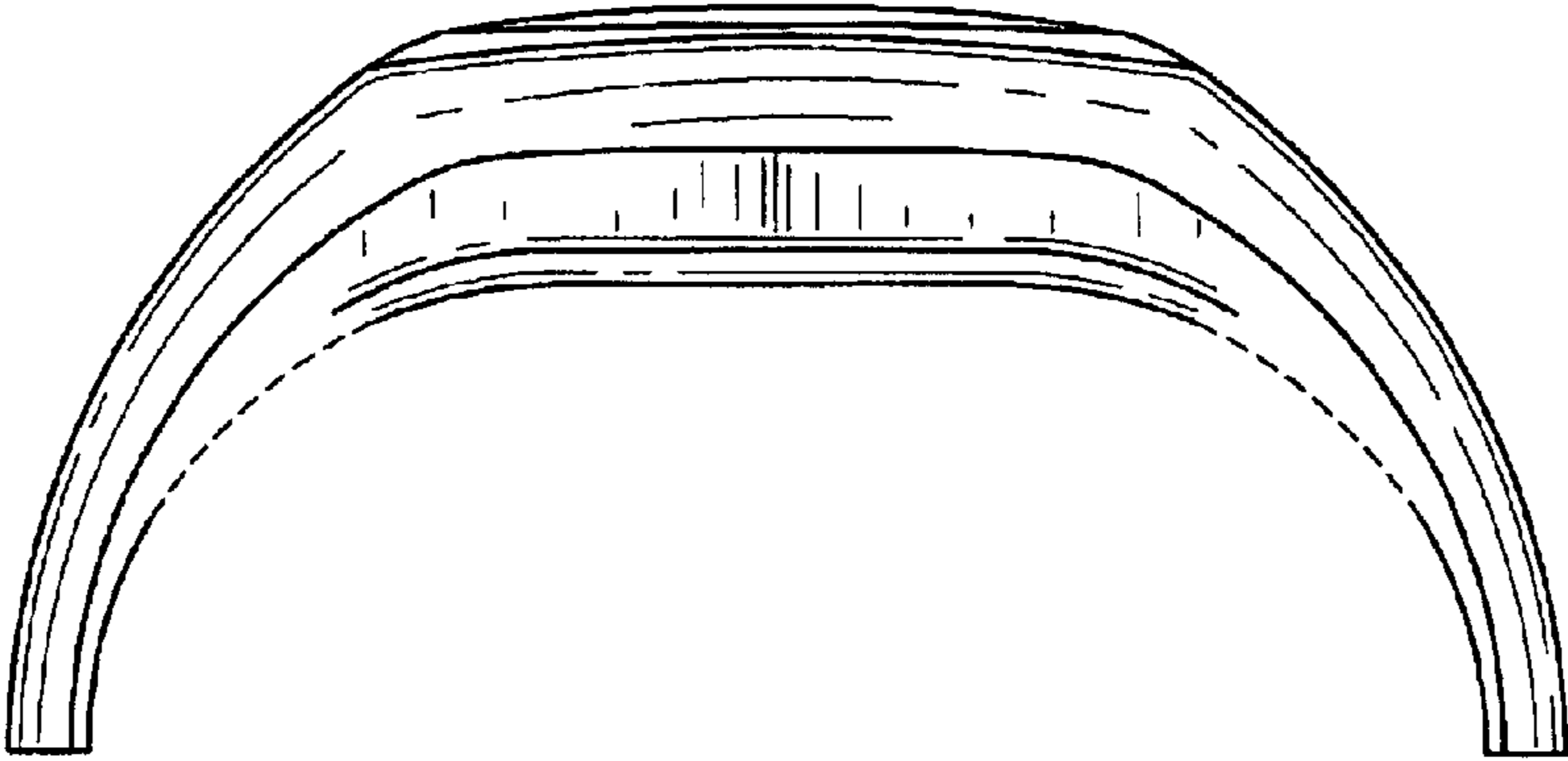


FIG. 2

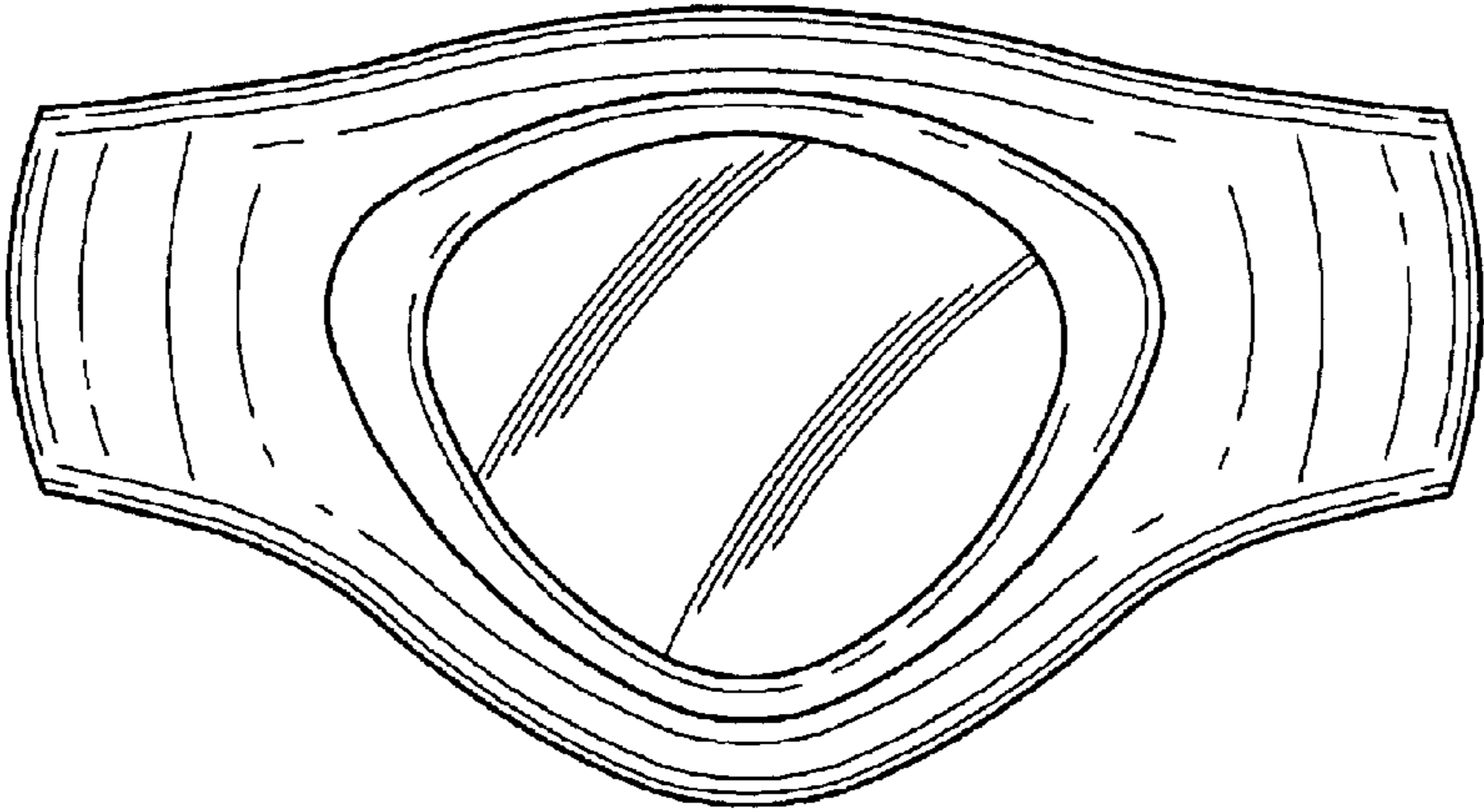


FIG. 1

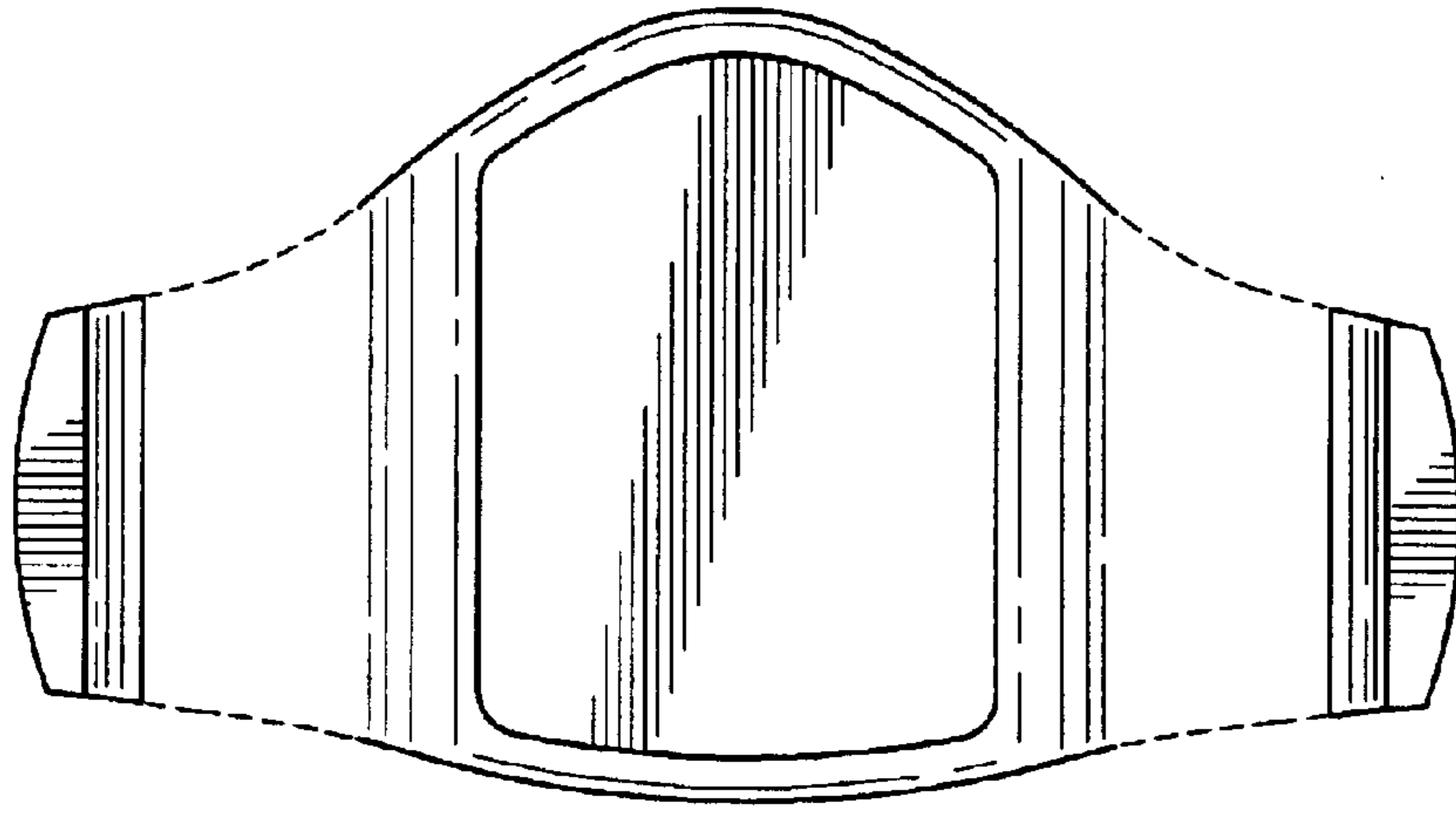


FIG. 6




FIG. 3

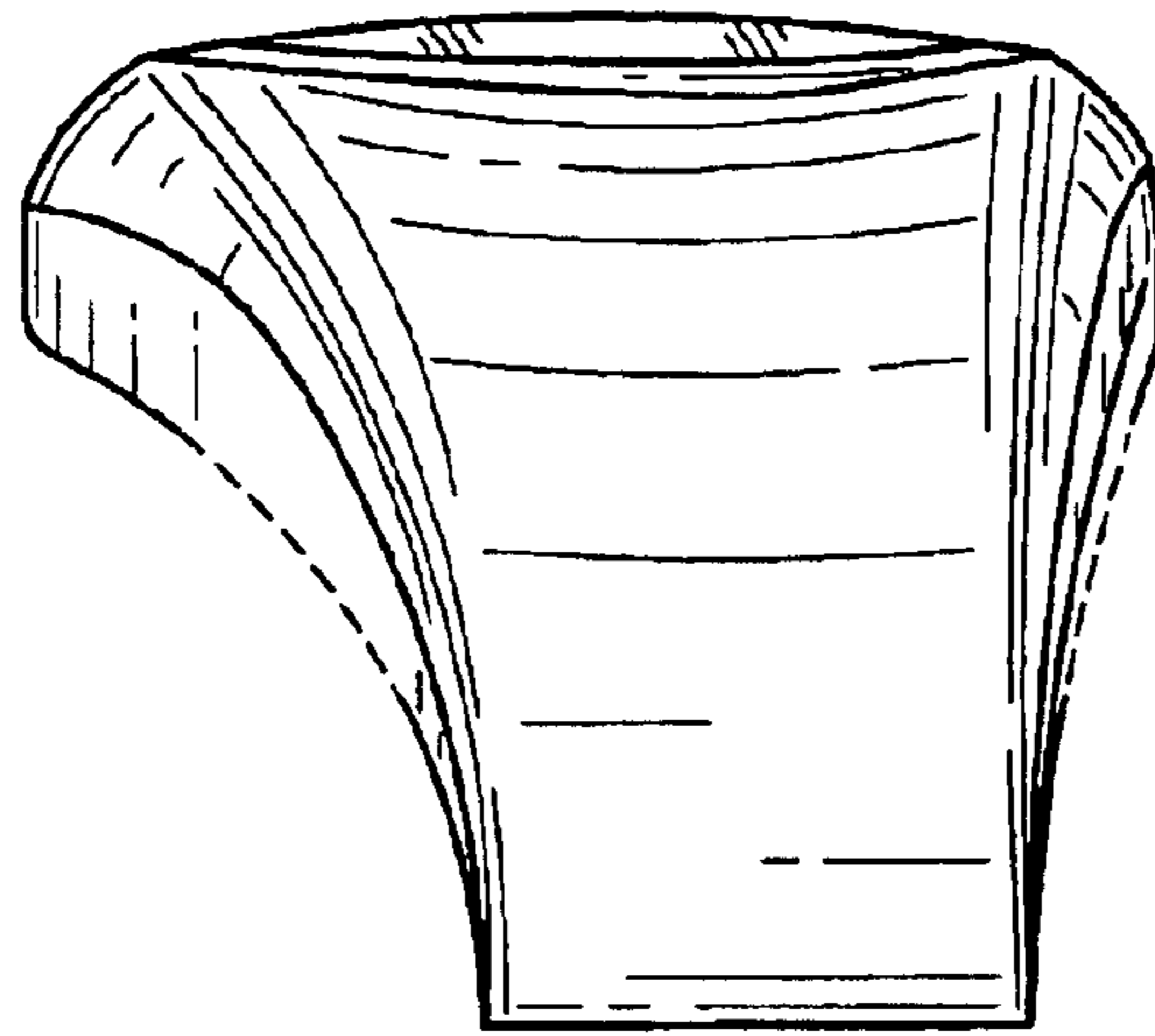


FIG. 4




FIG. 5