



US00D493353S1

(12) **United States Design Patent**
Vito

(10) **Patent No.:** **US D493,353 S**
(45) **Date of Patent:** **** Jul. 27, 2004**

(54) **CYCLE LOCK**

6,619,084 B2 * 9/2003 Kuo 70/233

(76) Inventor: **Robert A. Vito**, 1434 Sugartown Rd.,
Berwyn, PA (US) 19312

* cited by examiner

Primary Examiner—Prabhakar Deshmukh

(**) Term: **14 Years**

(74) *Attorney, Agent, or Firm*—Volpe and Koenig, P.C.

(21) Appl. No.: **29/166,592**

(57) **CLAIM**

(22) Filed: **Aug. 30, 2002**

I claim the ornamental design for a cycle lock, as shown and described.

(51) **LOC (7) Cl.** **08-07**

DESCRIPTION

(52) **U.S. Cl.** **D8/331**

(58) **Field of Search** D8/330, 331, 336,
D8/339, 343, 344; 70/207, 209, 210, 218,
225, 226, 227, 233, 234, 237, 252, 431,
448, 51–54

FIG. 1 is a perspective view of a cycle lock according to a first preferred embodiment of my new design;

FIG. 2 is a left side elevational view of the cycle lock of FIG. 1;

FIG. 3 is a right side elevational view of the cycle lock of FIG. 1;

FIG. 4 is a top plan view of the cycle lock of FIG. 1;

FIG. 5 is a front elevational view of the cycle lock of FIG. 1;

FIG. 6 is a bottom plan view of the cycle lock of FIG. 1;

FIG. 7 is a rear elevational view of the cycle lock of FIG. 1;

FIG. 8 is a perspective view of cycle lock according to a second preferred embodiment of my new design;

FIG. 9 is a left side elevational view of the cycle lock of FIG. 8;

FIG. 10 is a right side elevational view of the cycle lock of FIG. 8;

FIG. 11 is a top plan view of the cycle lock of FIG. 8;

FIG. 12 is a front elevational view of the cycle lock of FIG. 8;

FIG. 13 is a bottom plan view of the cycle lock of FIG. 8;

and,
FIG. 14 is a rear elevational view of the cycle lock of FIG. 8.

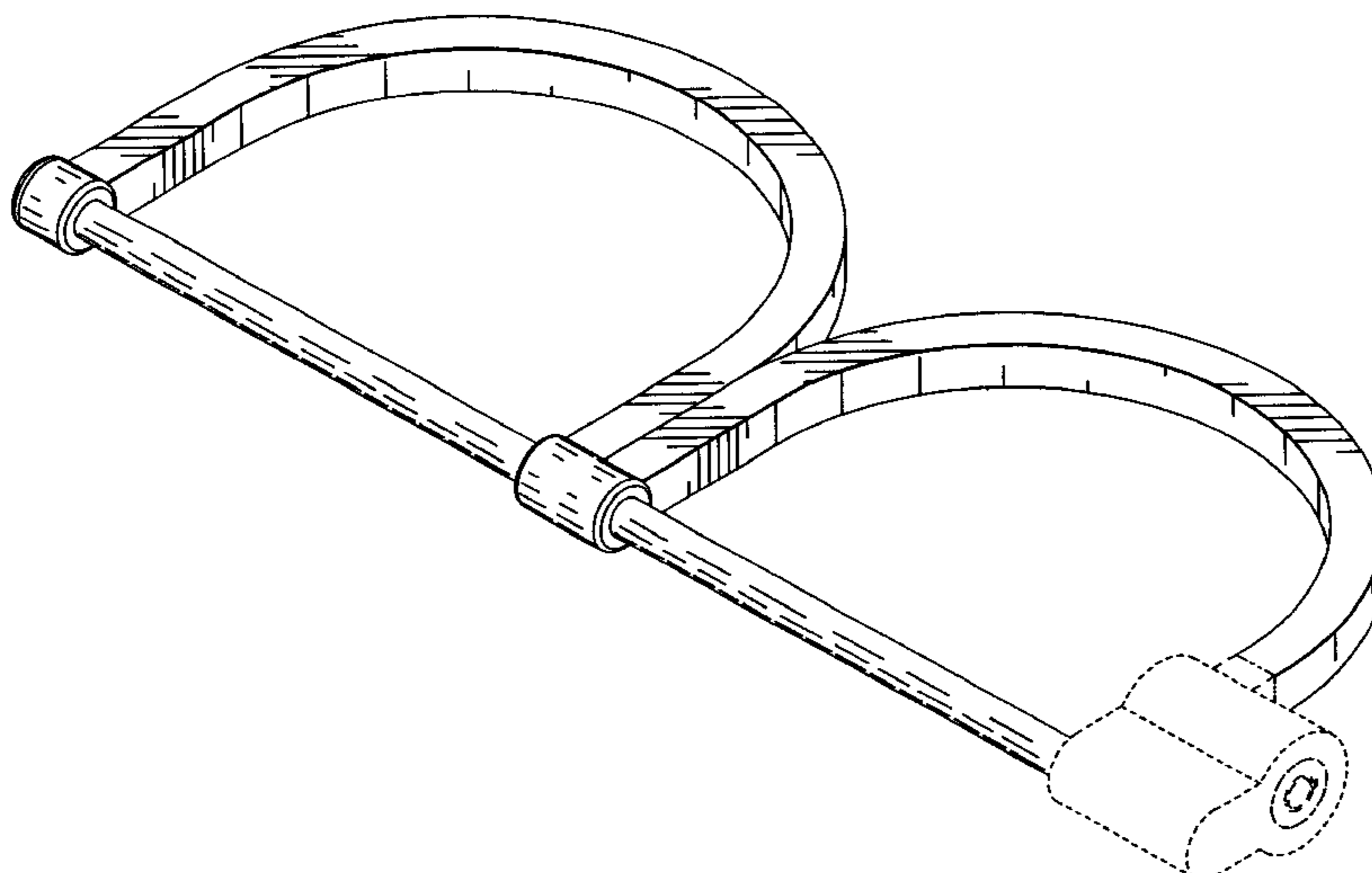
The dashed lines in FIGS. 1–4 represent environment and are for illustrative purposes only and do not constitute part of the claimed design. The phantom lines in FIGS. 1–14 define the border between claimed and unclaimed matter.

(56) **References Cited**

U.S. PATENT DOCUMENTS

153,312 A	7/1874	Broom et al.	
1,337,568 A	4/1920	Shannon et al.	
1,503,210 A	7/1924	Shannon	
3,754,418 A	8/1973	Miller	
3,754,420 A	8/1973	Ollerich	
3,800,570 A	4/1974	Kaplan	
3,924,426 A	12/1975	Zane et al.	
4,155,231 A	5/1979	Zane et al.	
4,736,921 A	4/1988	Zane et al.	
5,010,746 A	4/1991	Zane et al.	
5,092,142 A	3/1992	Zane et al.	
5,194,845 A *	3/1993	Sirmon et al.	70/233
D355,581 S *	2/1995	Zane et al.	D8/331
5,406,812 A *	4/1995	Jaw	70/233
D358,542 S *	5/1995	Byrd, Jr.	D8/343
5,505,064 A *	4/1996	Wang	70/53
5,622,066 A *	4/1997	Shallis	70/51
5,642,635 A *	7/1997	Wen-Chyrun	70/233
5,647,520 A	7/1997	McDaid	
5,706,679 A	1/1998	Zane et al.	
5,794,462 A	8/1998	Steele et al.	
5,823,021 A *	10/1998	Chang	70/233
6,321,961 B1	11/2001	McDaid et al.	
6,422,442 B1	7/2002	McDaid et al.	

1 Claim, 6 Drawing Sheets



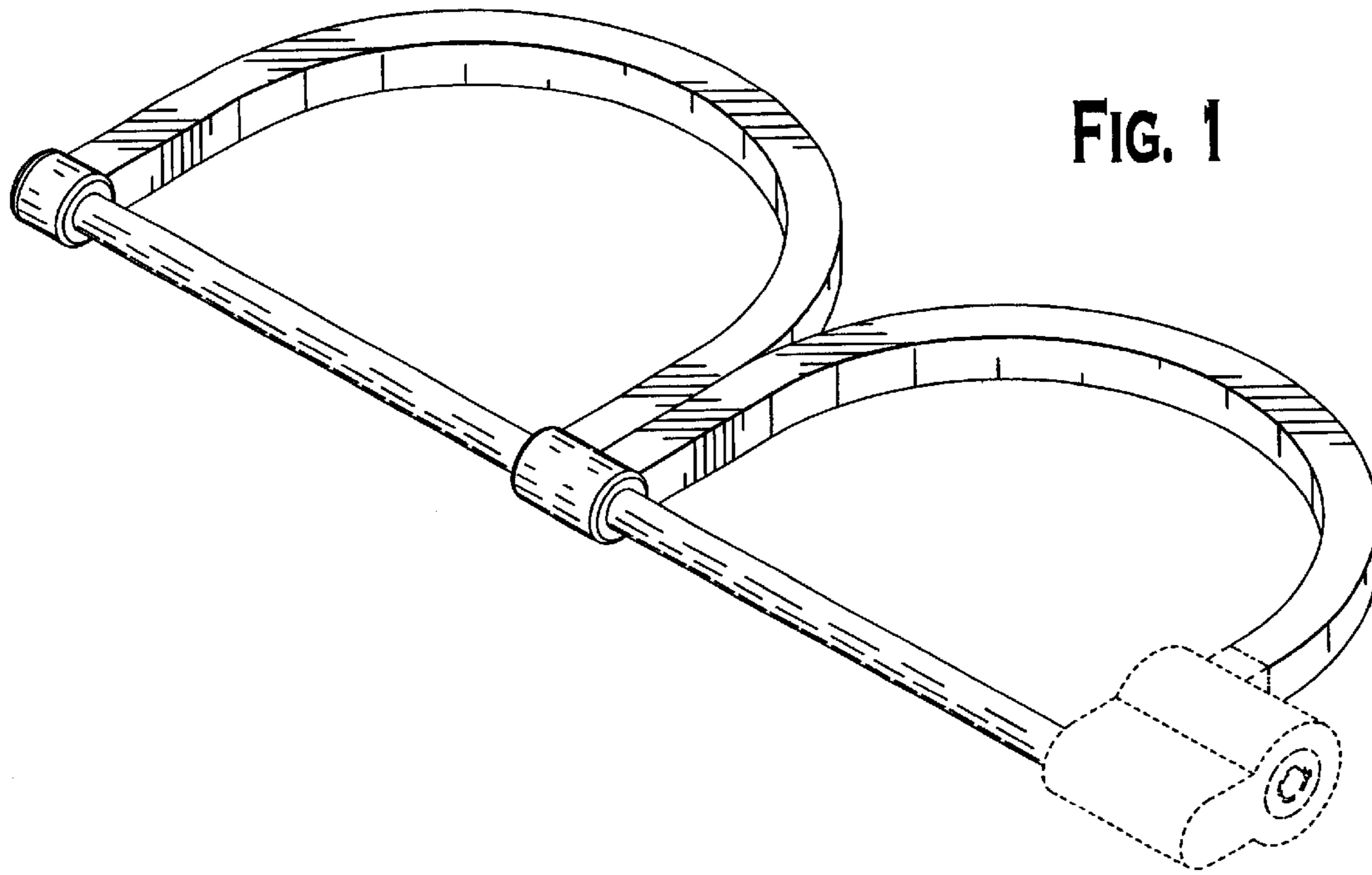


FIG. 2

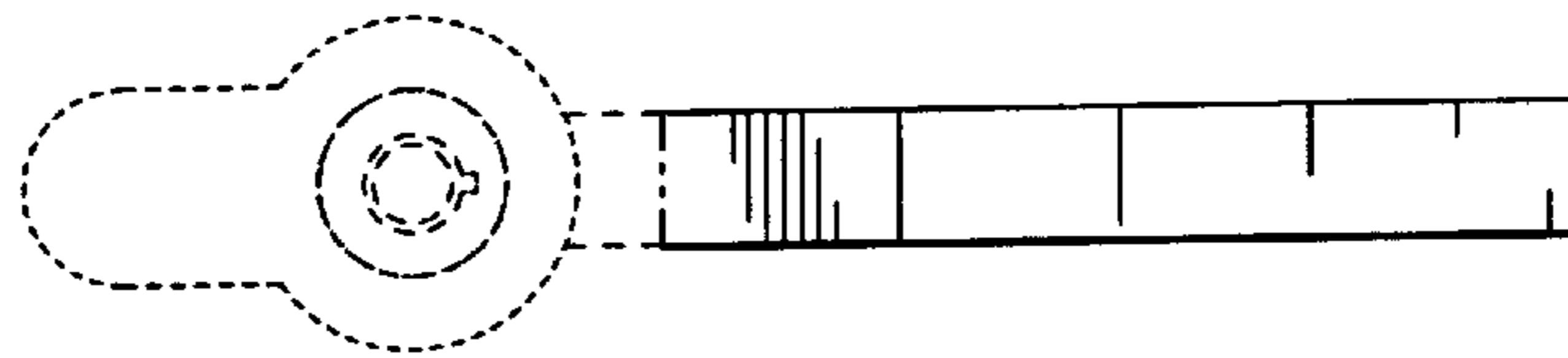
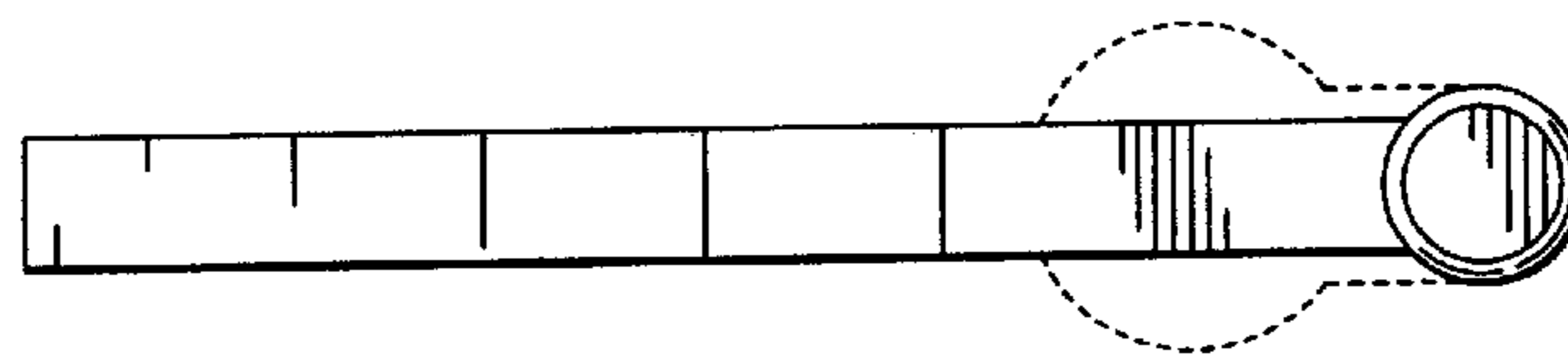


FIG. 3



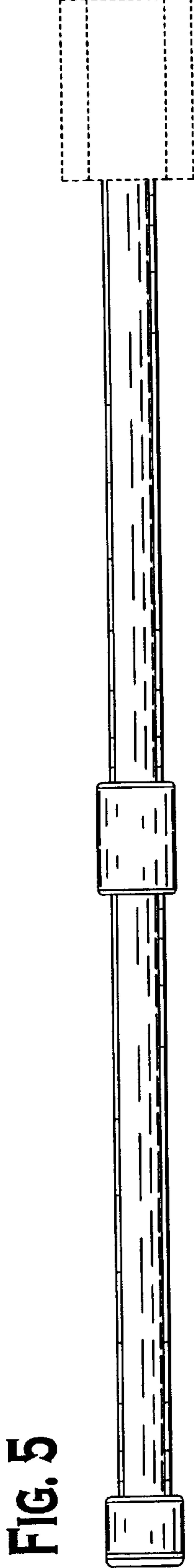
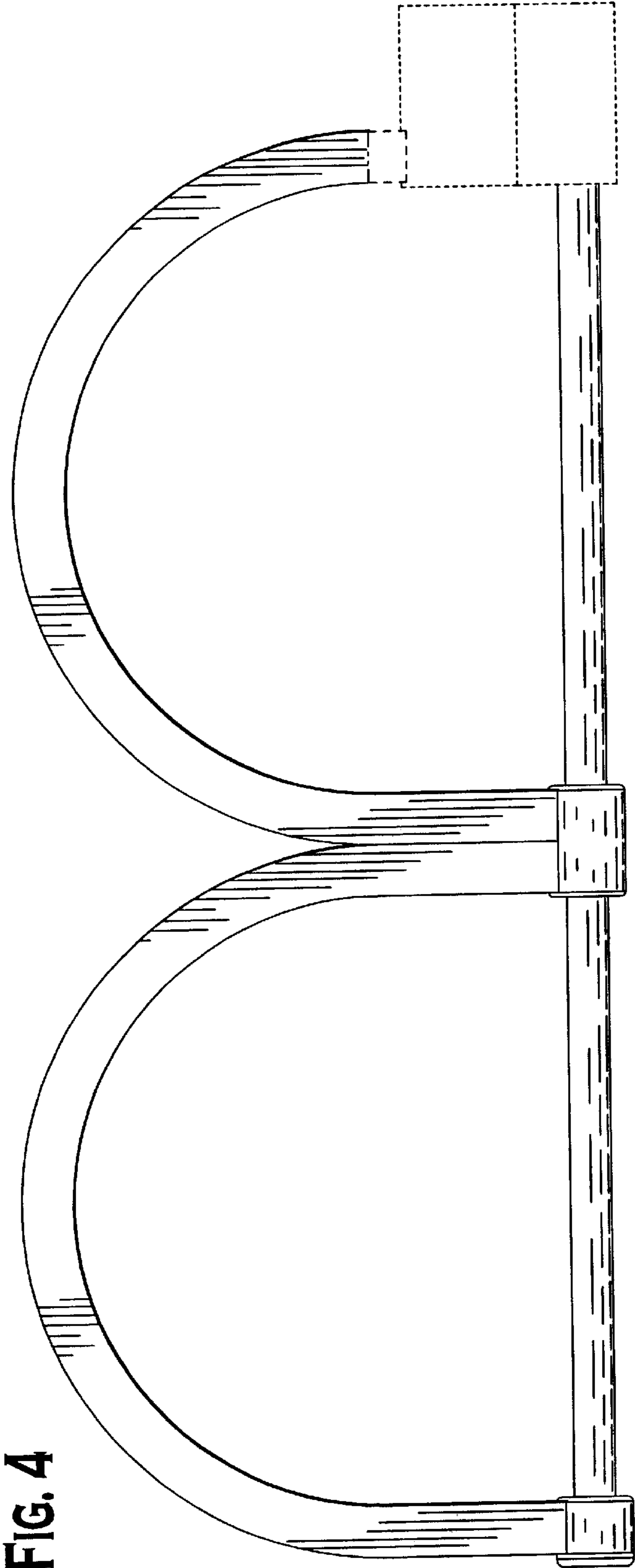


FIG. 6

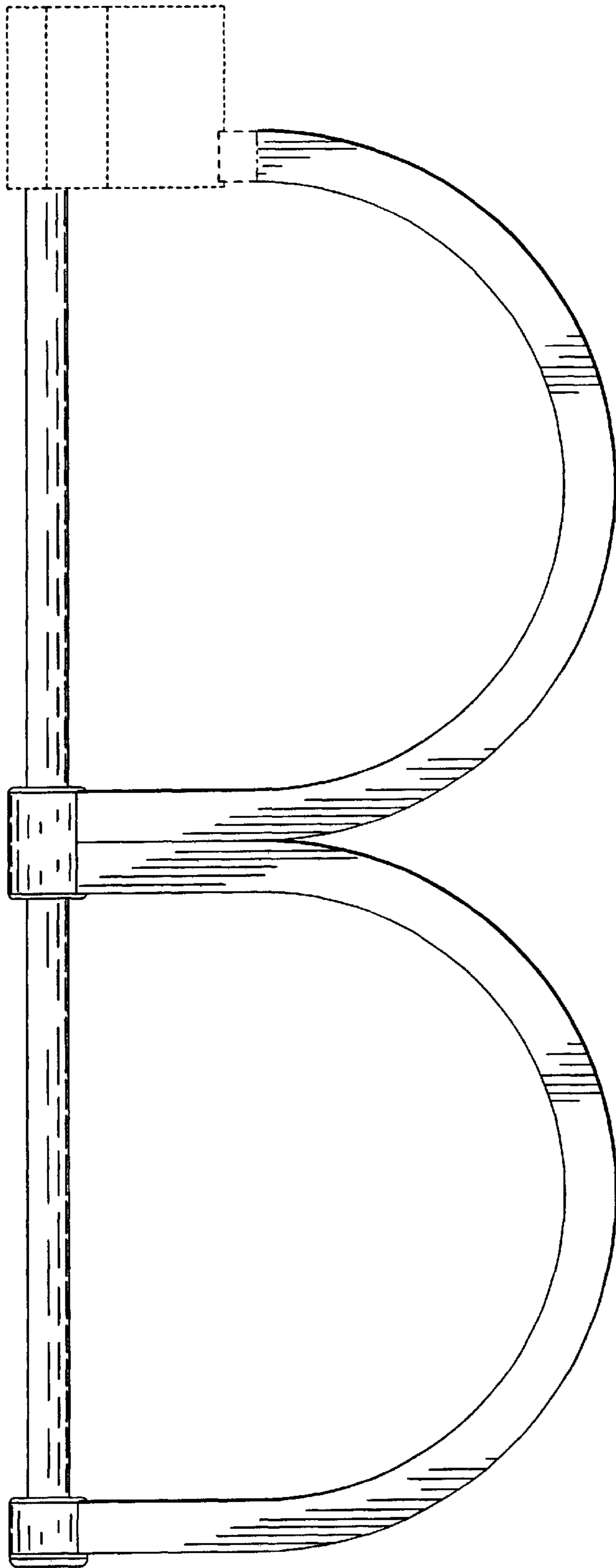
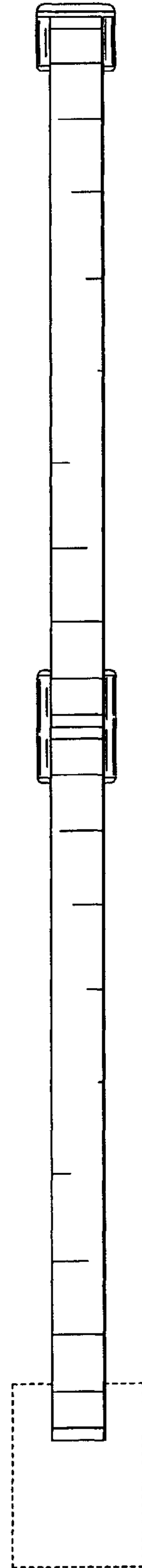


FIG. 7



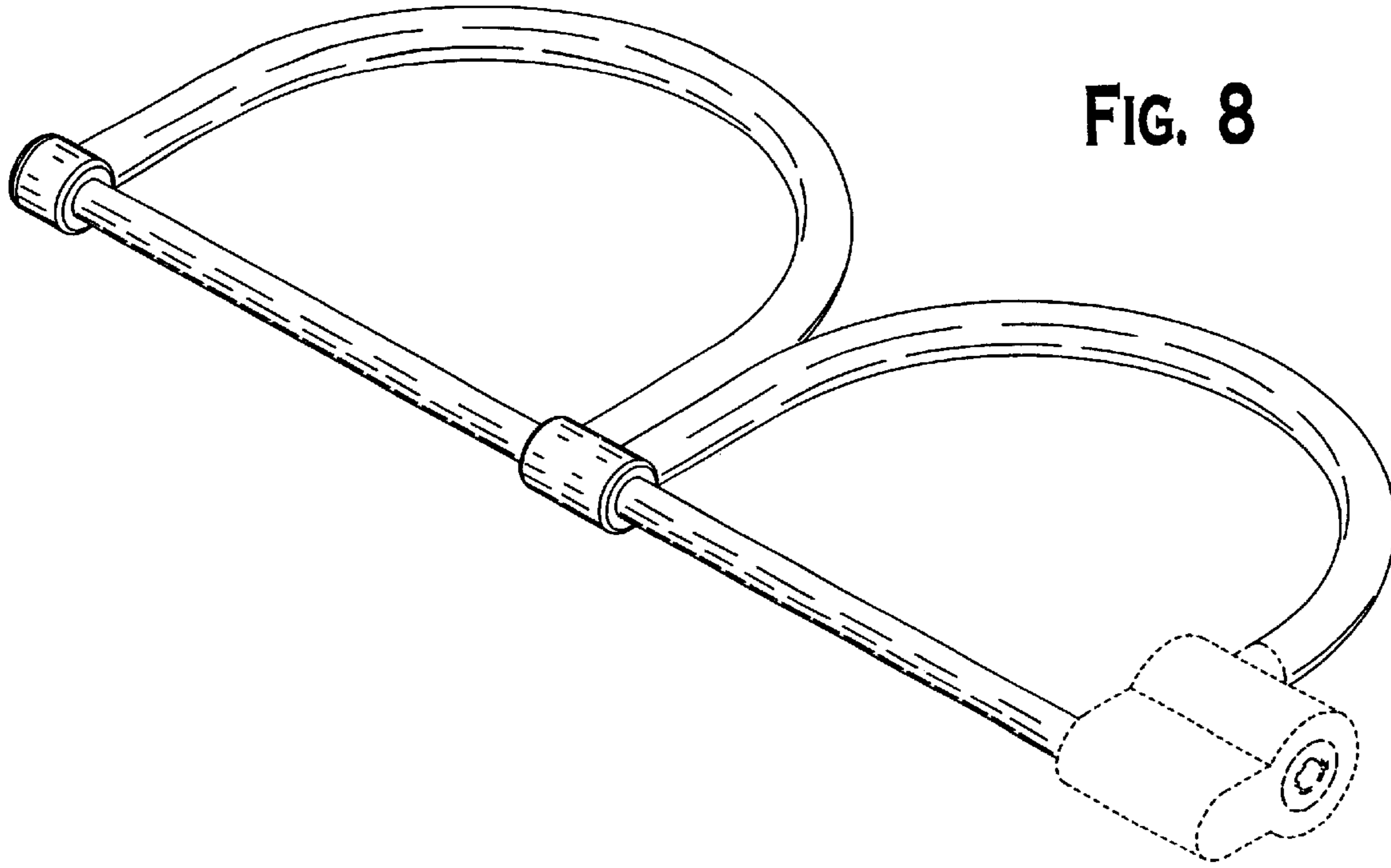


FIG. 8

FIG. 9

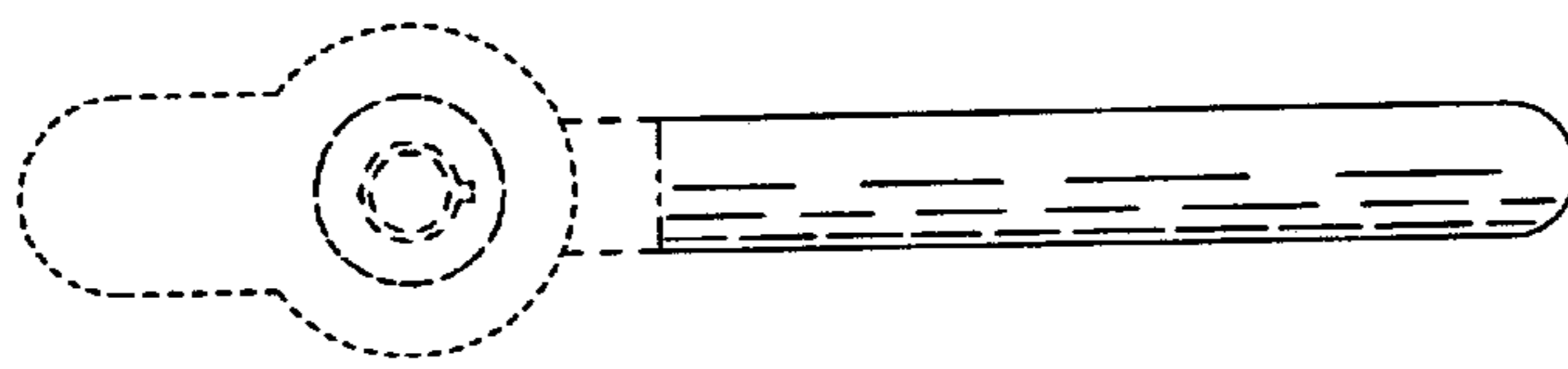



FIG. 10



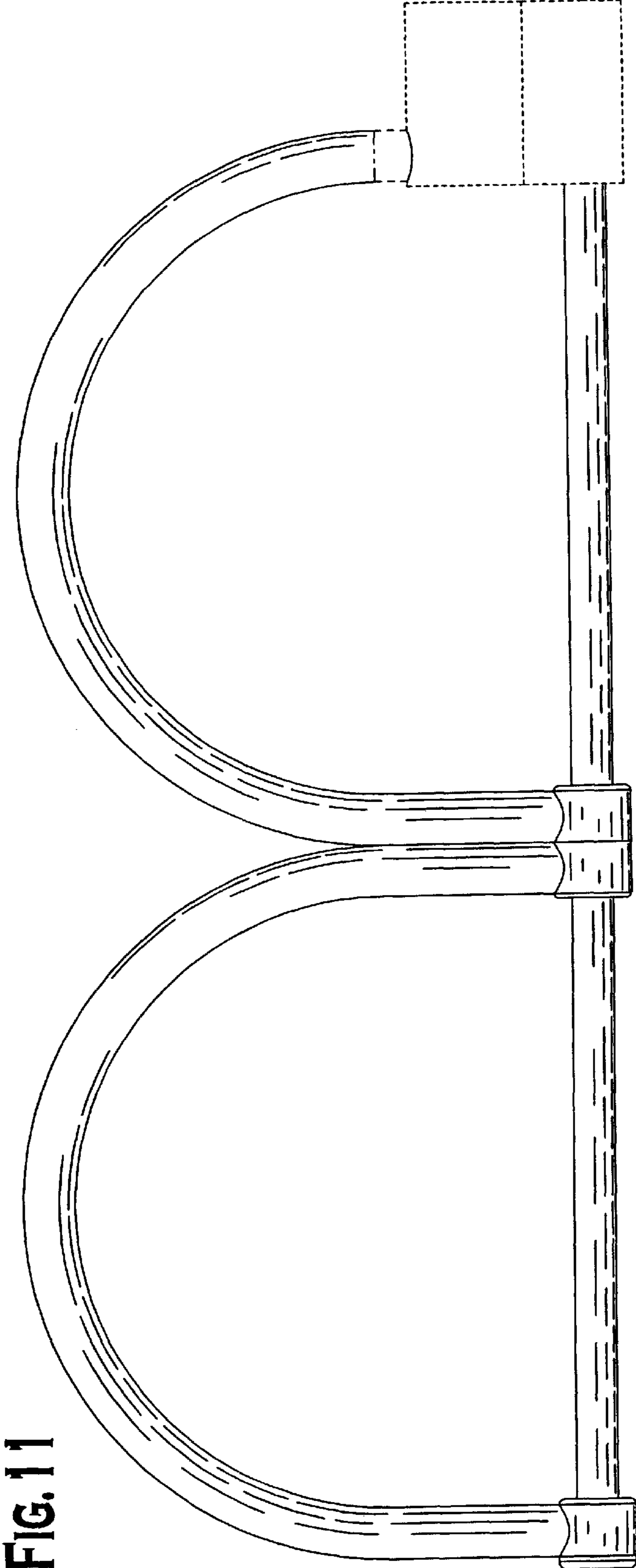


FIG. 11




FIG. 12

FIG. 13

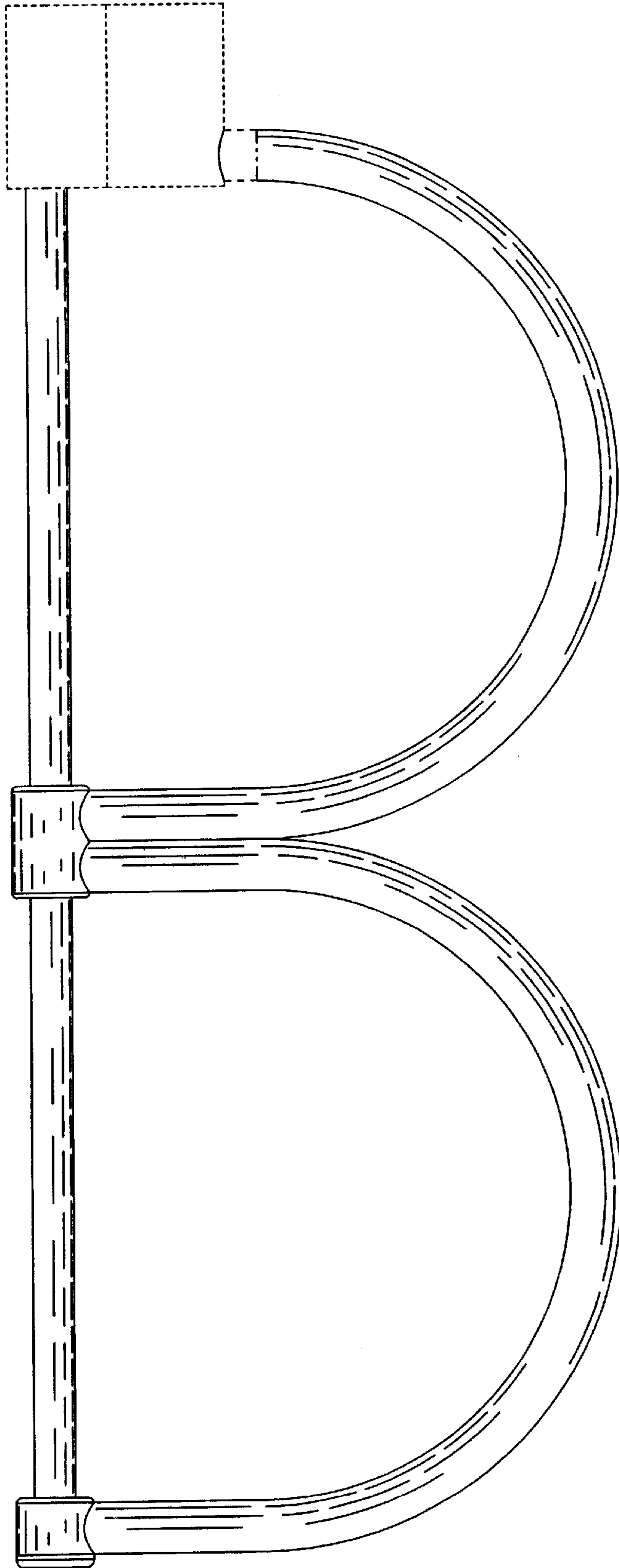


FIG. 14

