

US00D493338S1

(12) **United States Design Patent**
Scott

(10) **Patent No.:** **US D493,338 S**

(45) **Date of Patent:** **** Jul. 27, 2004**

(54) **ESPRESSO TAMPER**

D317,405 S 6/1991 Yasika D9/347
D348,590 S 7/1994 Scott D7/682

(76) **Inventor:** **Arthur Charles Scott**, 427 Elm St.,
Deerfield, IL (US) 60015

Primary Examiner—Terry A. Wallace
(74) *Attorney, Agent, or Firm*—Welsh & Katz, Ltd.;
Thomas W. Tolpin

(**) **Term:** **14 Years**

(21) **Appl. No.:** **29/183,090**

(57) **CLAIM**

(22) **Filed:** **Jun. 5, 2003**

The ornamental design for an espresso tamper, as shown and described.

(51) **LOC (7) Cl.** **07-04**

(52) **U.S. Cl.** **D7/682**

(58) **Field of Search** D7/387, 682; 241/168,
241/169, 169.2; 294/1.1; 425/424, 425,
469, 428; D21/385, 386, 715–717; D9/307

DESCRIPTION

The Espresso Tamper provides a tool for tamping coffee grounds for use in making espresso coffee.

FIG. 1 is a perspective view of an espresso tamper showing my new design;

FIG. 2 is a top plan view thereof; the bottom view being a mirror image and symmetrical to the top plan view; and,

FIG. 3 is a right side view thereof; the left side view thereof being a mirror image and symmetrical to the right side view thereof.

(56) **References Cited**

U.S. PATENT DOCUMENTS

D22,768 S	8/1893	Dungan	
566,067 A	8/1896	Duck	
D87,918 S	10/1932	Haney	
D212,379 S	10/1968	Dudas et al.	
D261,346 S	10/1981	Thornley D7/101

1 Claim, 1 Drawing Sheet

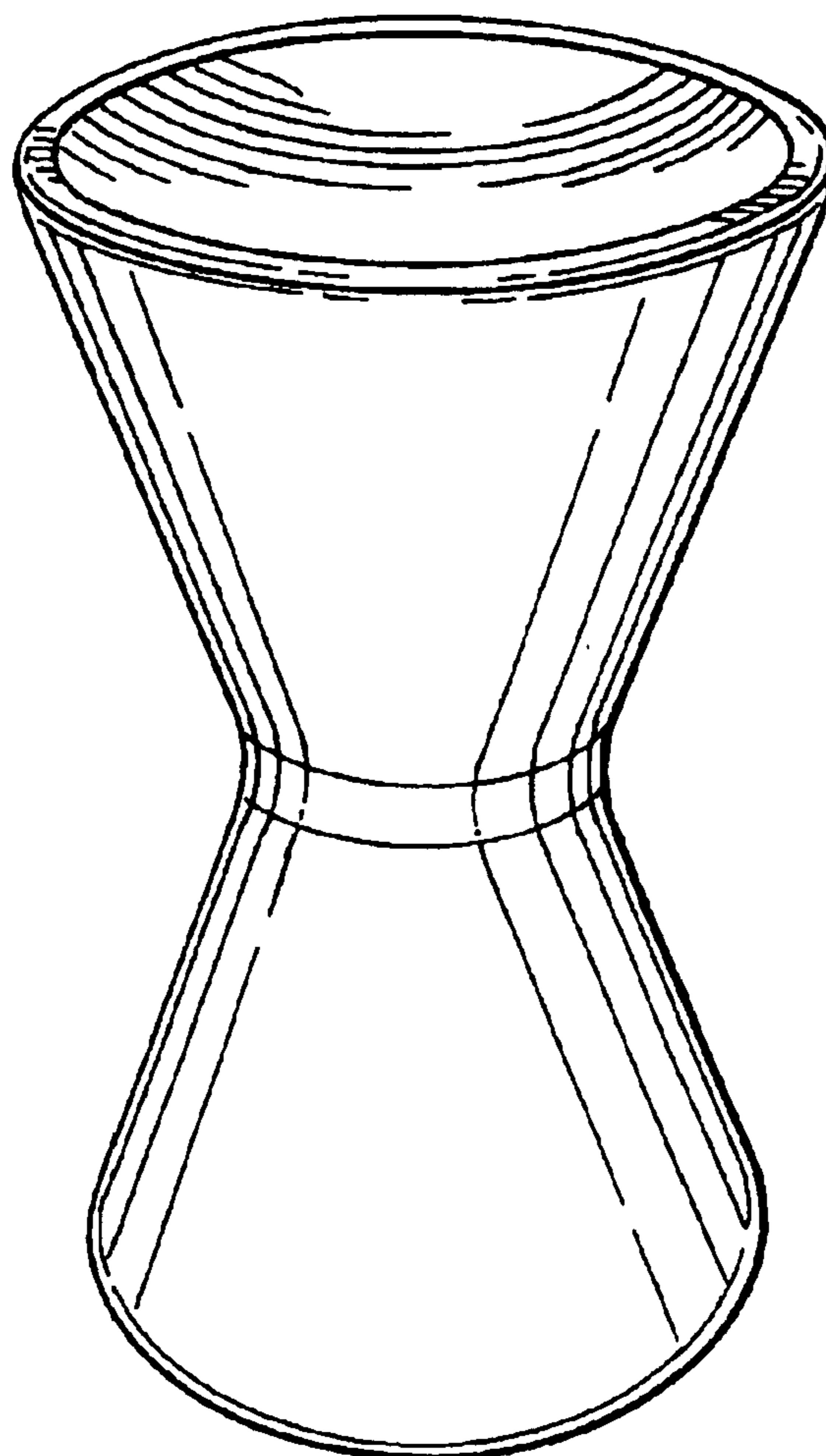


FIG.1

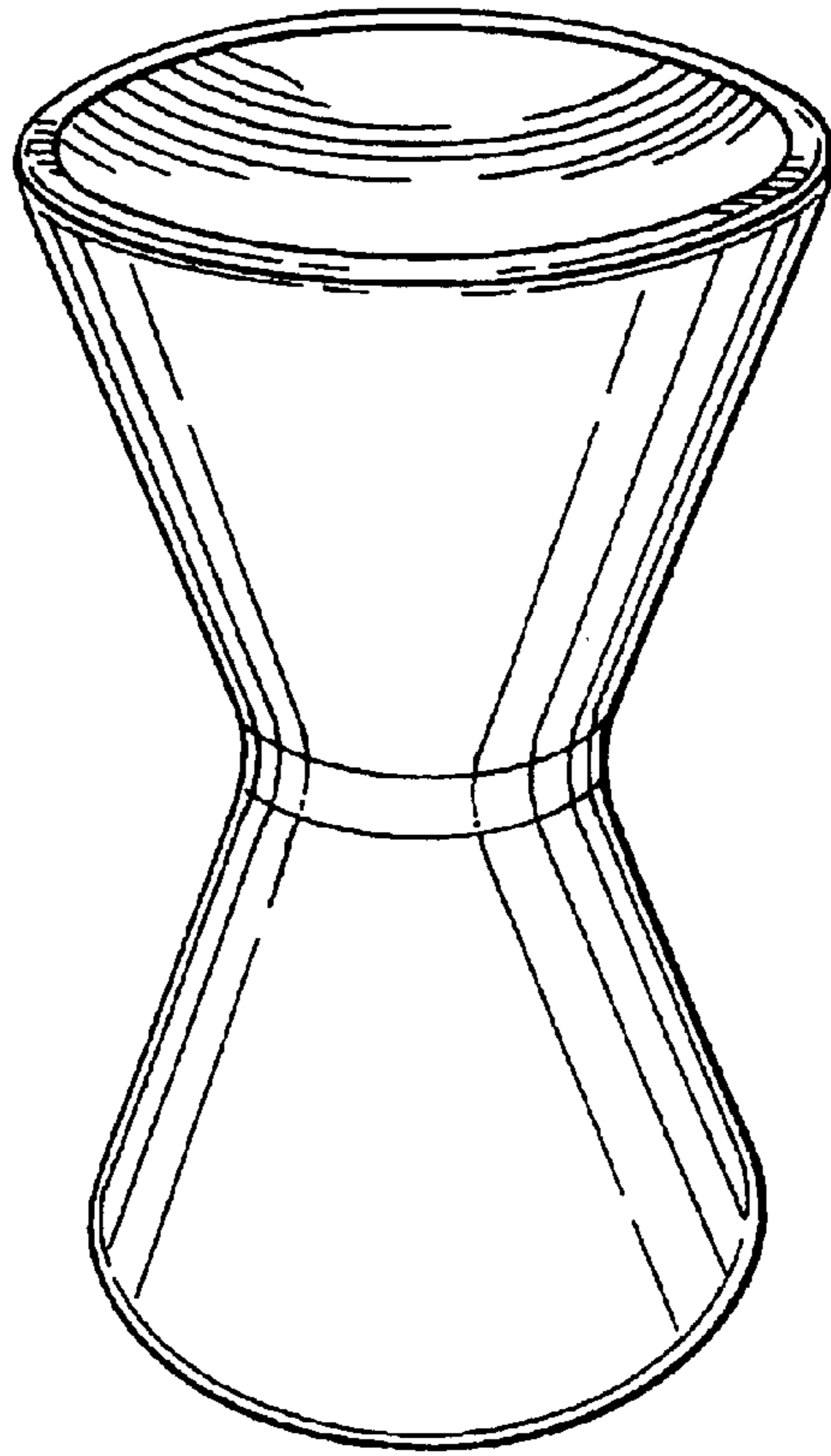


FIG.2

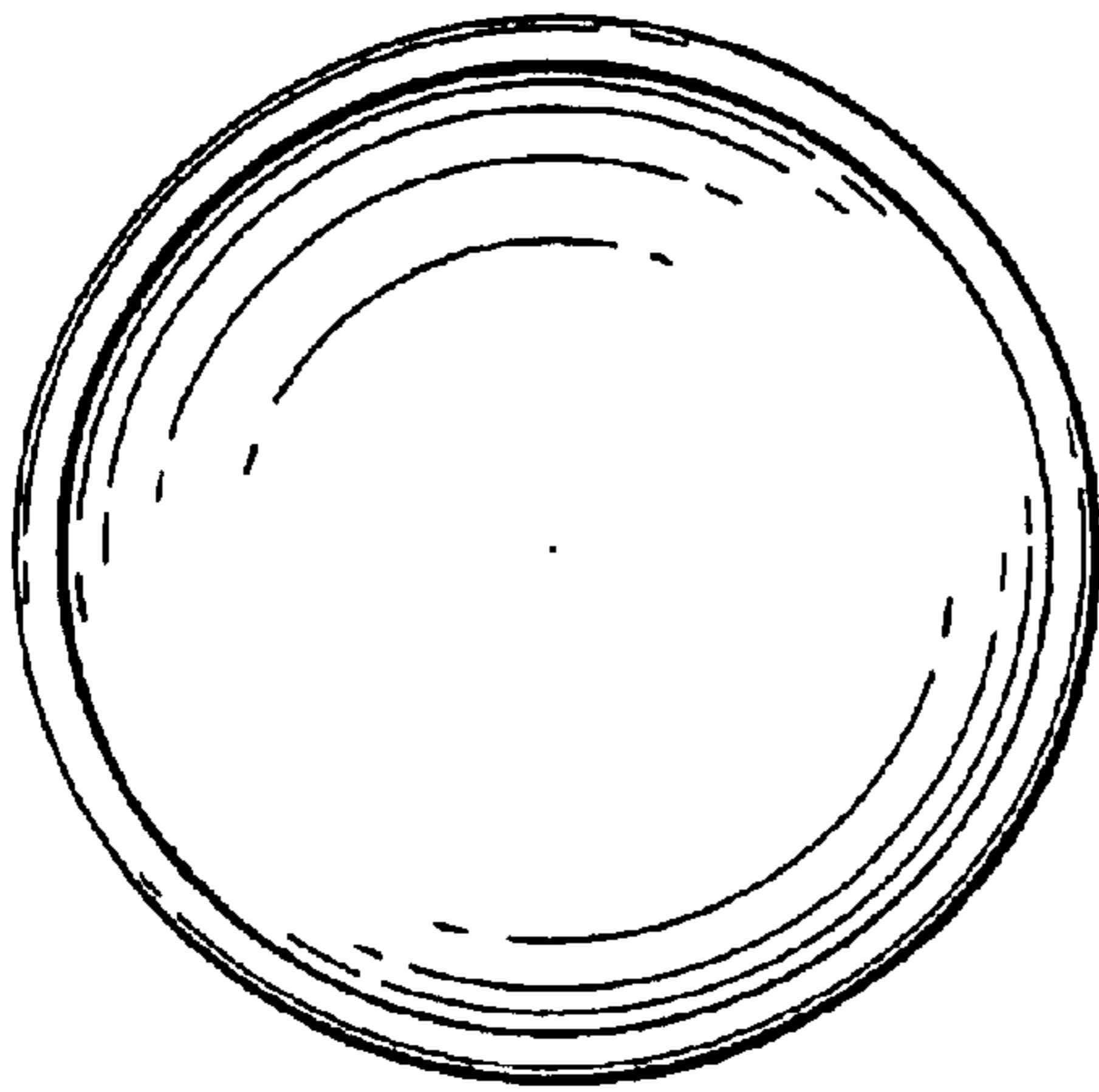


FIG.3

