

US00D493330S1

(12) **United States Design Patent**
Lane

(10) **Patent No.:** **US D493,330 S**
(45) **Date of Patent:** **** Jul. 27, 2004**

(54) **WHISK**
(75) **Inventor:** **Gary Arron Lane**, London (GB)
(73) **Assignee:** **Aerolatte Limited**, Hertfordshire (GB)
(**) **Term:** **14 Years**

4,575,255 A * 3/1986 Kafka 366/129
D313,533 S 1/1991 Rixen
D327,603 S 7/1992 van Asten
D371,044 S 6/1996 Bourassa
D421,872 S 3/2000 Wong
D452,111 S 12/2001 Lane
6,558,035 B2 5/2003 Lane

(21) **Appl. No.:** **29/191,007**
(22) **Filed:** **Sep. 30, 2003**
(30) **Foreign Application Priority Data**

Apr. 1, 2003 (EP) 000019971-0001

(51) **LOC (7) Cl.** **31-00**
(52) **U.S. Cl.** **D7/395; D7/376; D7/380;**
D7/690
(58) **Field of Search** **D7/393, 395, 373,**
D7/376-386, 690; D8/349; 366/129, 130,
197, 199, 204, 205, 314; 416/69, 70 R,
71, 72, 227 R

(56) **References Cited**

U.S. PATENT DOCUMENTS

D121,299 S 7/1940 Kreba
2,798,702 A * 7/1957 Reguel 416/72
3,117,769 A 1/1964 Spingler

* cited by examiner

Primary Examiner—Terry A. Wallace
(74) *Attorney, Agent, or Firm*—Craig A. Fieschko, Esq.;
DeWitt Ross & Stevens S.C.

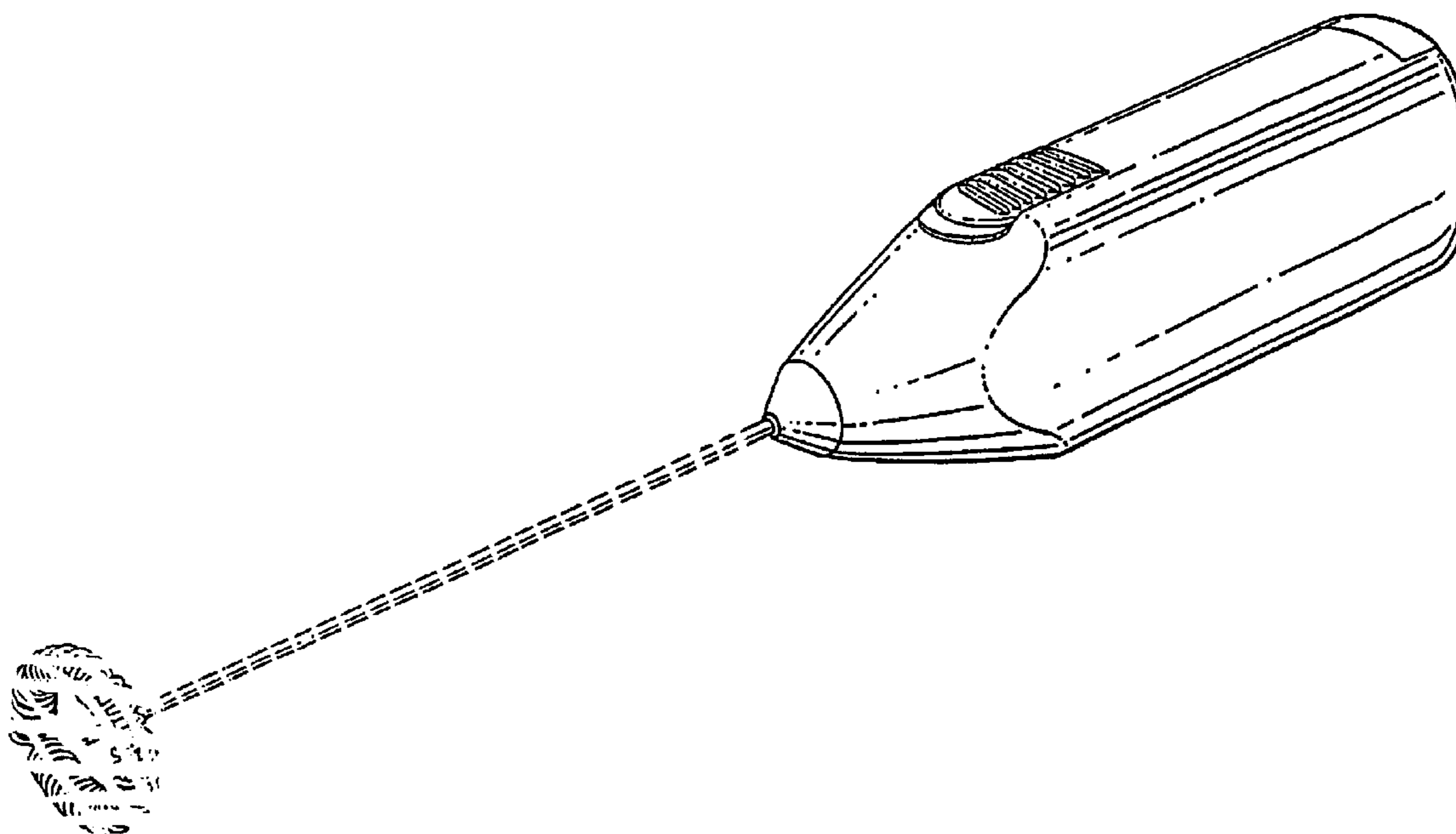
(57) **CLAIM**

I claim the ornamental design for a whisk, as shown and described.

DESCRIPTION

FIG. 1 is a top frontal left side perspective view of a whisk showing my design;
FIG. 2 is a bottom rear right side perspective view thereof;
FIG. 3 is a right side elevational view thereof; and,
FIG. 4 is a top plan view thereof.
The broken lines are for illustrative purposes only and form no part of the claimed design.

1 Claim, 3 Drawing Sheets



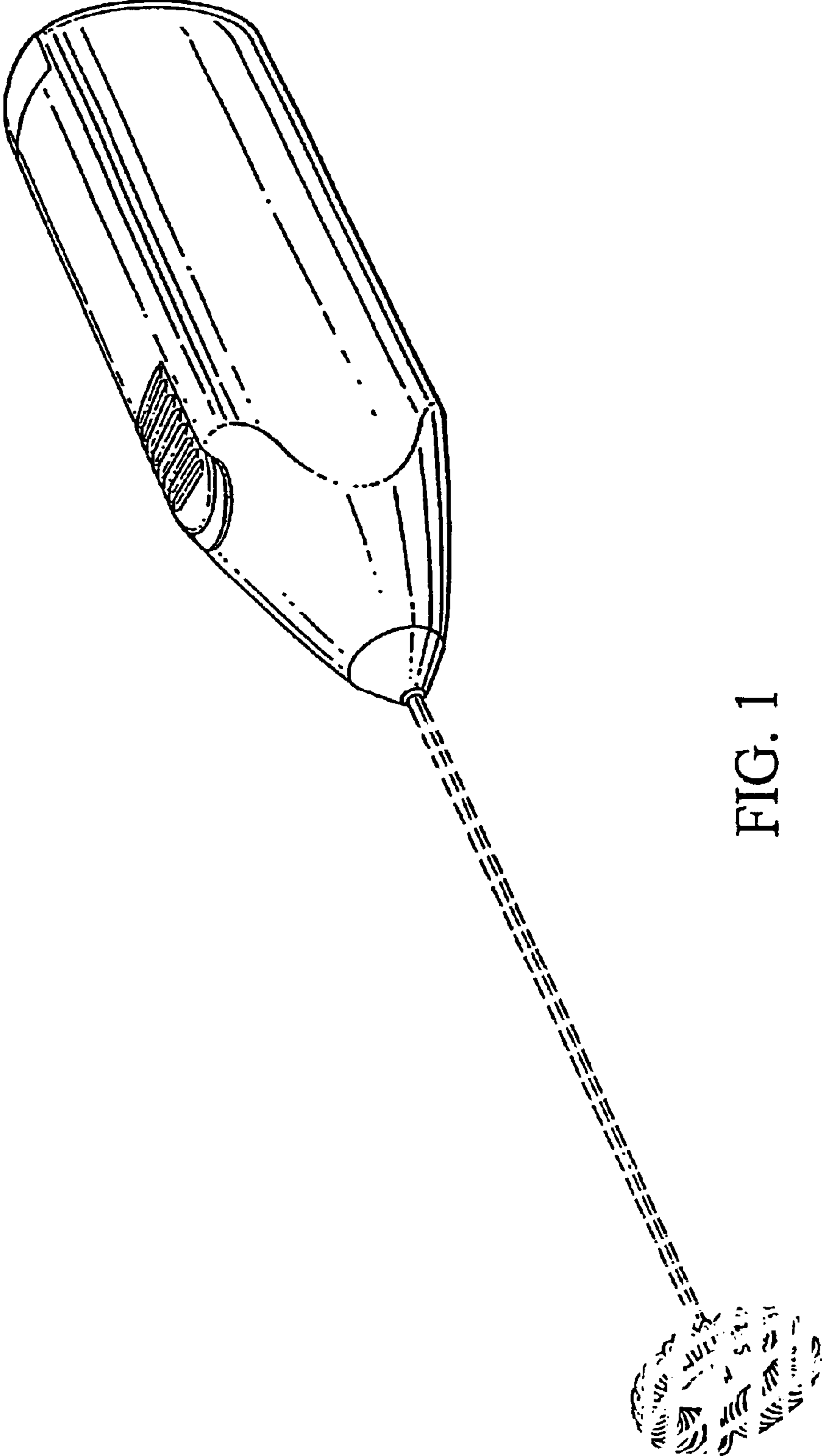


FIG. 1

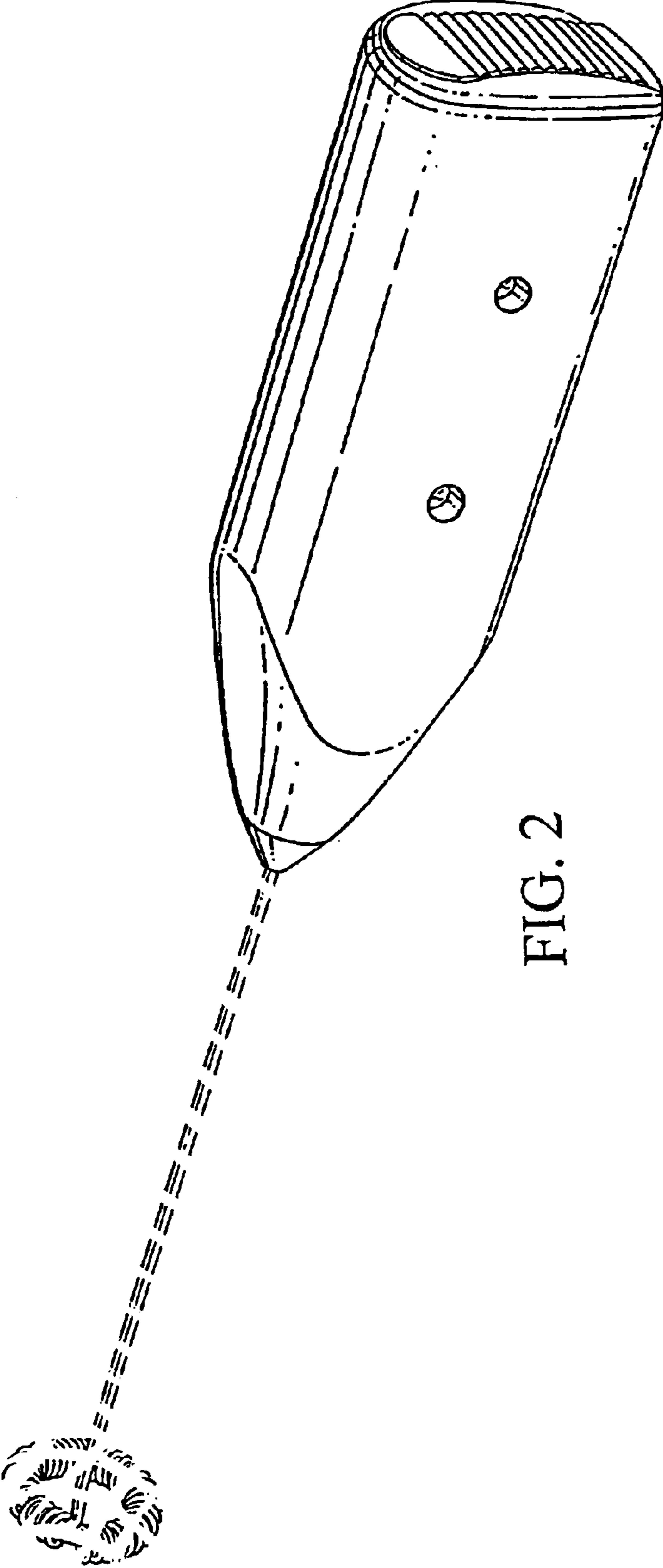


FIG. 2

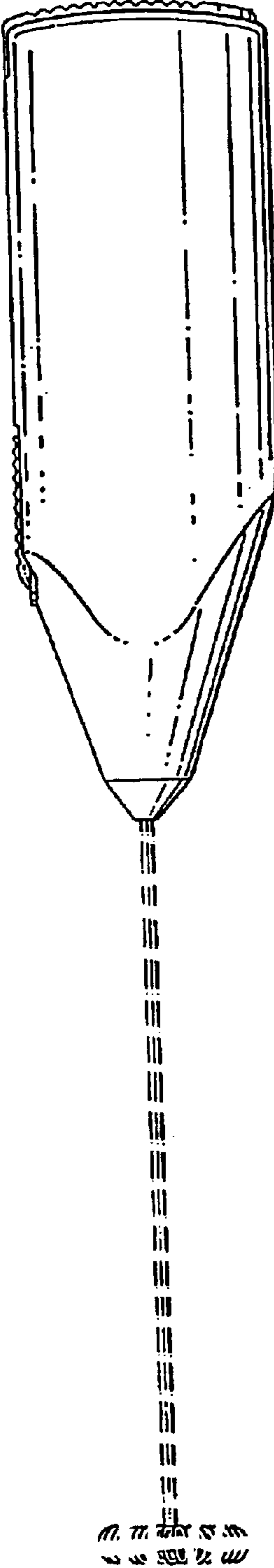


FIG. 3

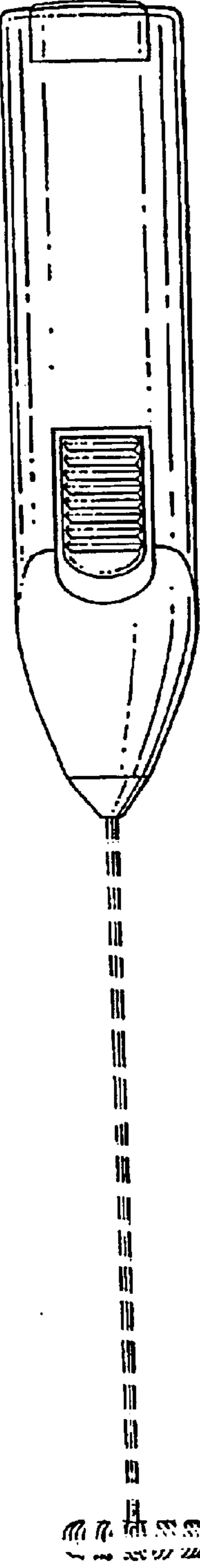


FIG. 4