



US00D493322S1

(12) **United States Design Patent**  
**Juliano**

(10) **Patent No.:** **US D493,322 S**  
(45) **Date of Patent:** **\*\* Jul. 27, 2004**

(54) **FLOOR MAT**

(75) **Inventor:** **Steven Juliano**, Butler, NJ (US)

(73) **Assignee:** **Elegant USA, LLC**, Totowa, NJ (US)

(\*\*) **Term:** **14 Years**

(21) **Appl. No.:** **29/183,399**

(22) **Filed:** **Jun. 11, 2003**

(51) **LOC (7) Cl.** ..... **06-11**

(52) **U.S. Cl.** ..... **D6/582**; D12/203

(58) **Field of Search** ..... D6/582, 583; D12/203;  
296/97.23; 15/215, 216, 217

(56) **References Cited**

**U.S. PATENT DOCUMENTS**

- 6,261,667 B1 \* 7/2001 Yang ..... 428/172
- D468,249 S \* 1/2003 Lu ..... D12/203
- D471,850 S \* 3/2003 Kraines ..... D12/203
- D475,959 S \* 6/2003 Horowitz ..... D12/203

- D478,304 S \* 8/2003 Lu ..... D12/203
- D482,646 S \* 11/2003 Lu ..... D12/203
- D485,110 S \* 1/2004 Theorin ..... D6/582

\* cited by examiner

*Primary Examiner*—Robin V. Taylor

(74) *Attorney, Agent, or Firm*—Weingram & Associates P.C.

(57) **CLAIM**

I claim the ornamental design for floor mat, as shown.

**DESCRIPTION**

FIG. 1 is an upper left perspective view showing the floor mat of the present invention.

FIG. 2 is a top view of the floor mat shown in FIG. 1.

FIG. 3 is a bottom view of the floor mat shown in FIG. 1.

FIG. 4 is a front view of the floor mat shown in FIG. 1.

FIG. 5 is a back view of the floor mat shown in FIG. 1; and,

FIG. 6 is a side view of the floor mat shown in FIG. 1.

**1 Claim, 4 Drawing Sheets**

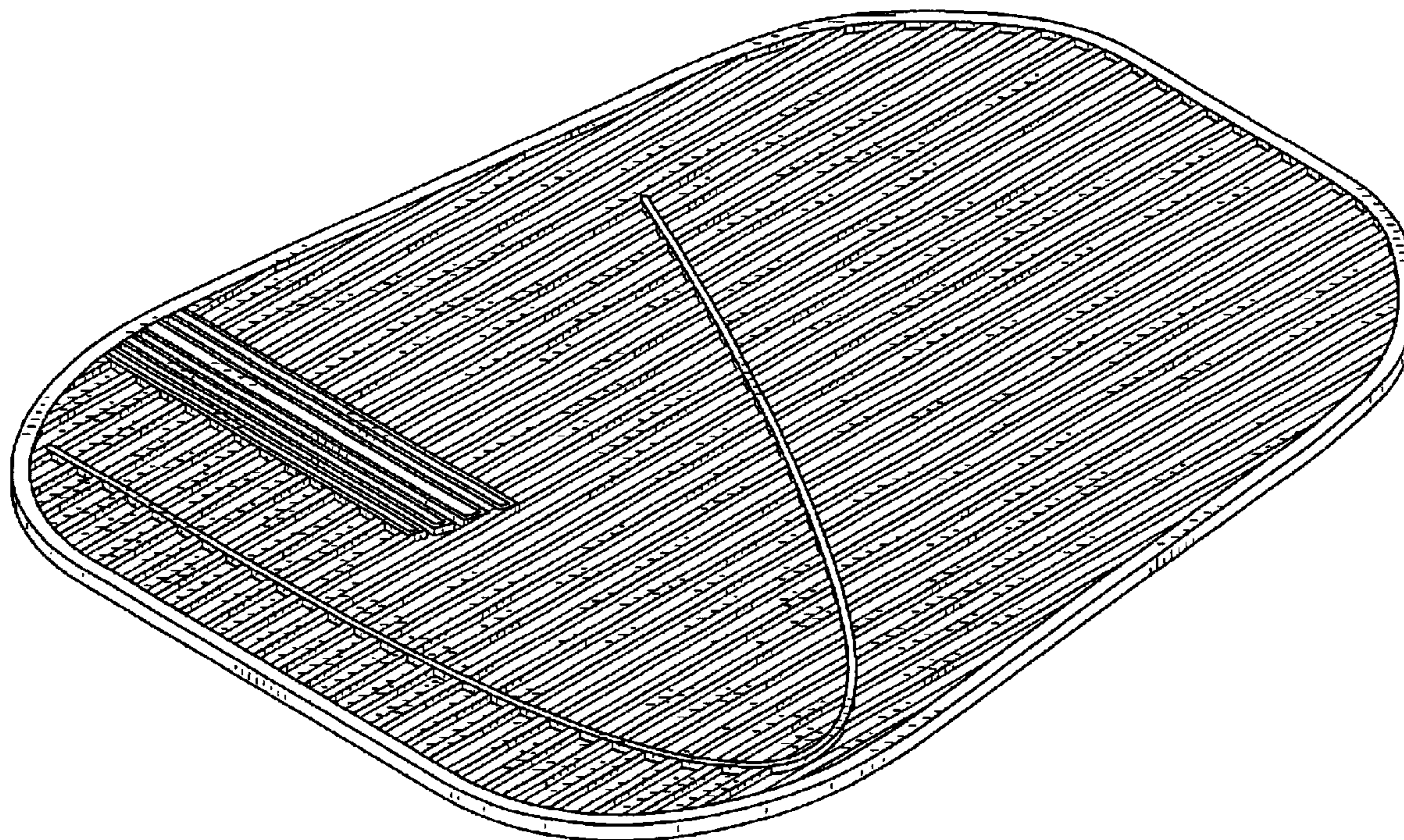


FIG. 1

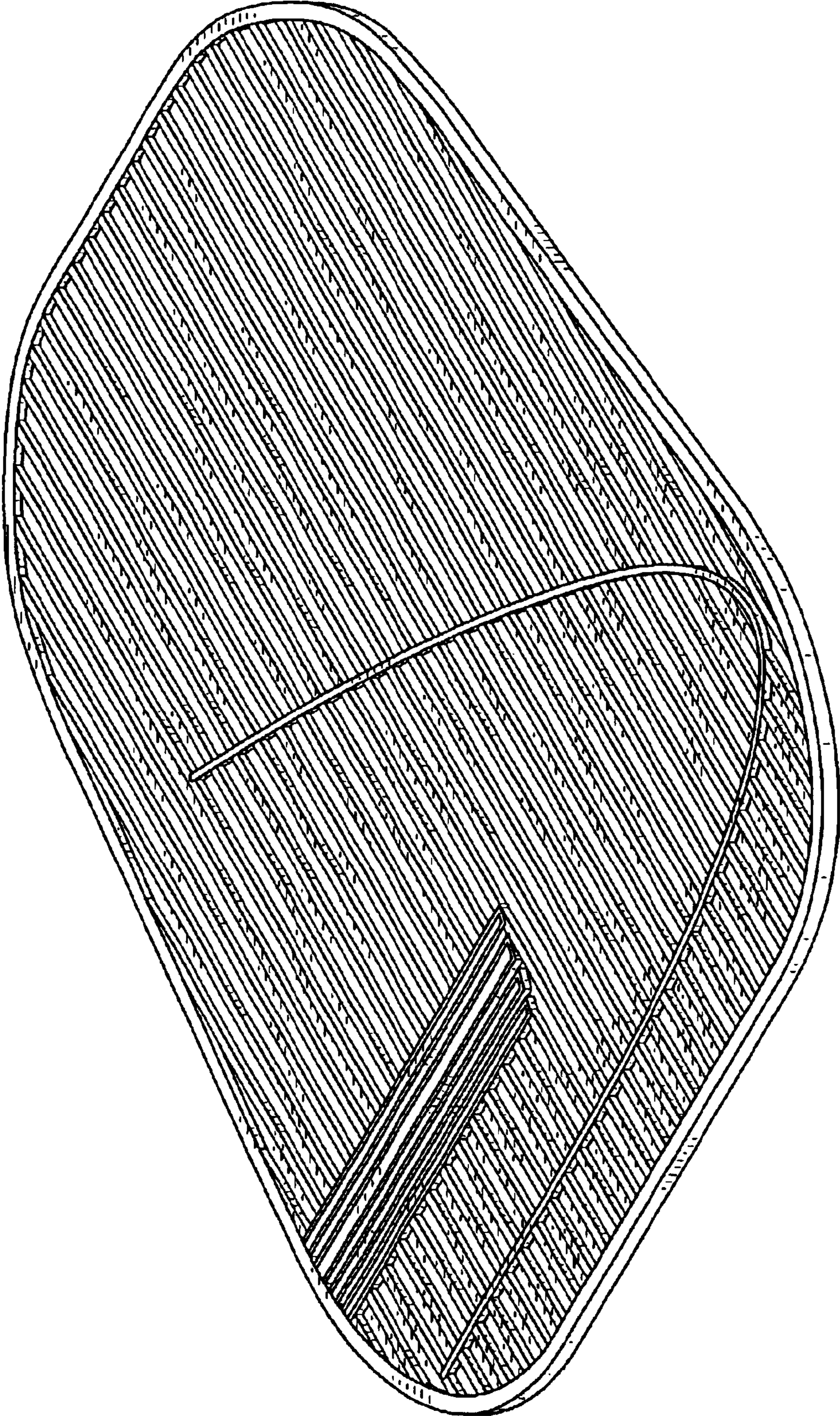
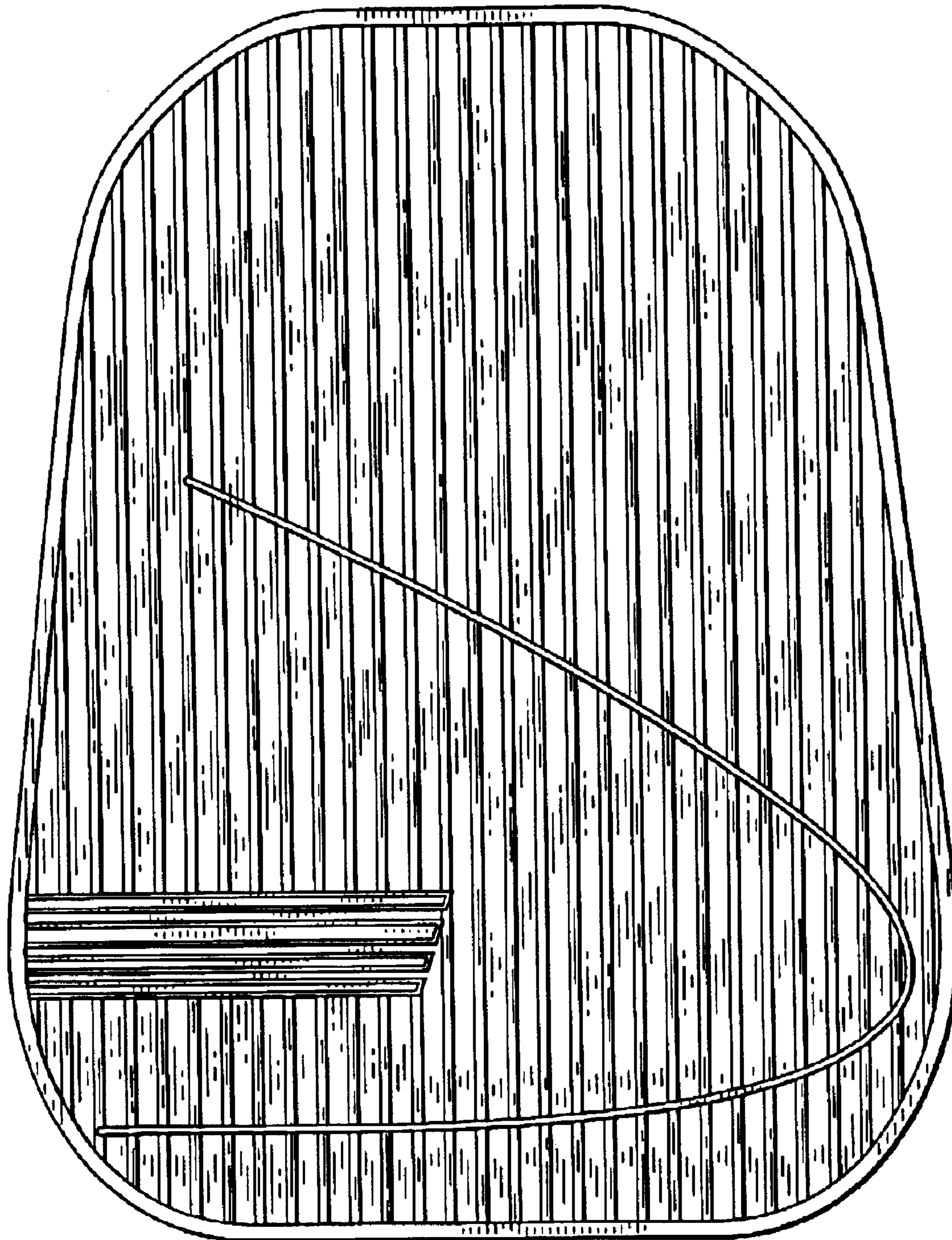


FIG. 2



*FIG. 3*

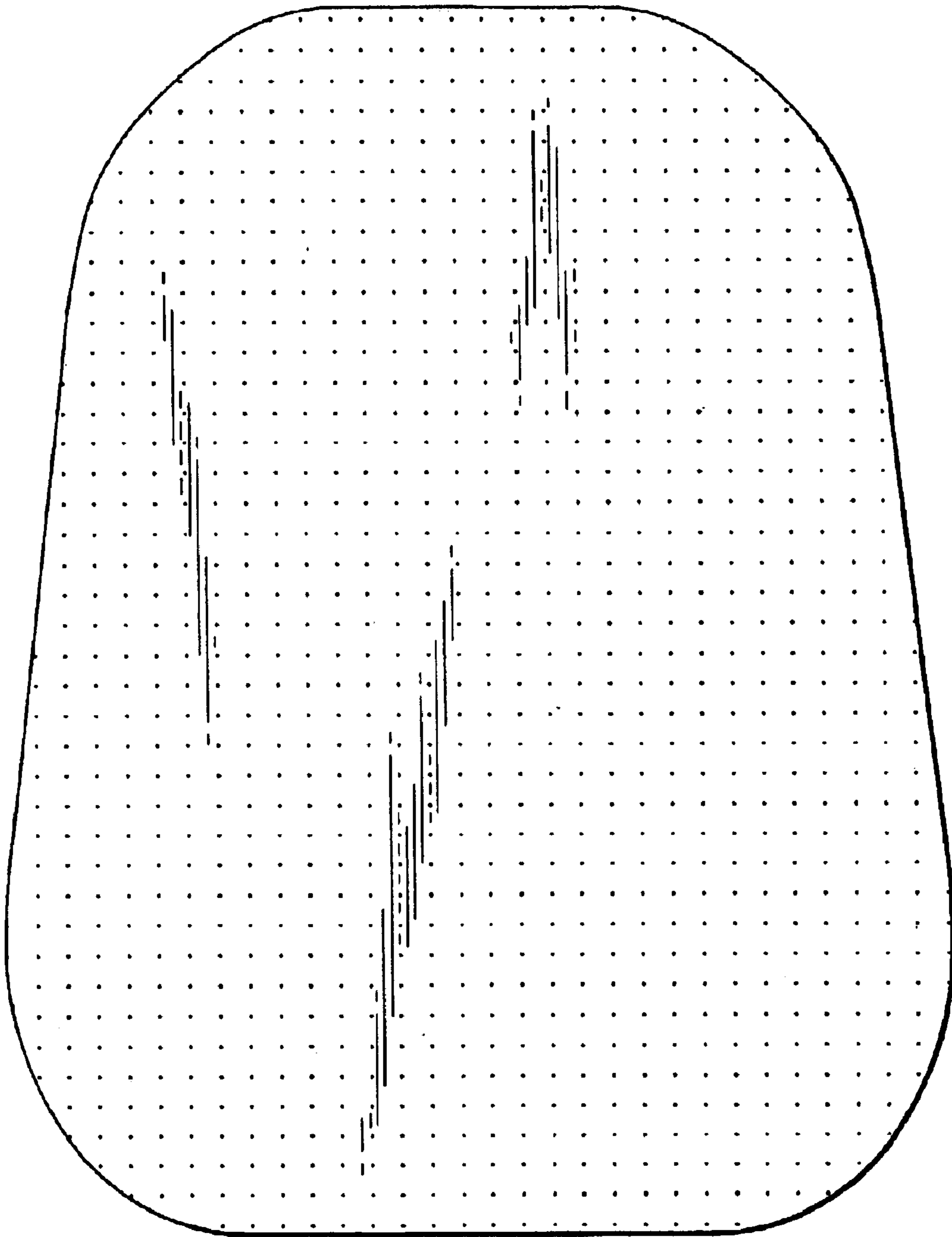


FIG. 4




FIG. 5



FIG. 6

