

US00D493317S1

(12) **United States Design Patent**
Hoernig

(10) **Patent No.:** **US D493,317 S**
(45) **Date of Patent:** **** Jul. 27, 2004**

- (54) **DOUBLE TOWEL BAR**
- (75) Inventor: **Victor Hoernig**, Lowell, IN (US)
- (73) Assignee: **Bath Unlimited, Inc.**, Fort Mill, SC (US)
- (**) Term: **14 Years**
- (21) Appl. No.: **29/191,044**
- (22) Filed: **Sep. 30, 2003**
- (51) **LOC (7) Cl.** **06-04**
- (52) **U.S. Cl.** **D6/548**
- (58) **Field of Search** D6/546-550, 518-519, D6/522-524; D8/300, 303, 315-321, 354, 363, 373, 380; 108/28-29; 211/13.1, 16, 60.1, 86.01, 87.01, 88.01, 88.04, 100, 105.1-105.2, 123, 126.1, 133.6, 134, 181.1, 182; 248/175, 176.1, 200, 251, 302, 309.1; 16/110.1, 412, 415; 242/570, 590, 595-598; 206/389, 557

- D453,649 S * 2/2002 Hoernig D6/548
- D454,020 S * 3/2002 Meck et al. D6/548
- D455,035 S * 4/2002 Meck et al. D6/548
- D477,485 S * 7/2003 Hoernig D6/548
- D477,737 S * 7/2003 Hoernig D6/548

* cited by examiner

Primary Examiner—Brian N. Vinson
(74) *Attorney, Agent, or Firm*—Edgar A. Zarins; Lloyd D. Doigan

(57) **CLAIM**

The ornamental design for a double towel bar, as shown and described.

DESCRIPTION

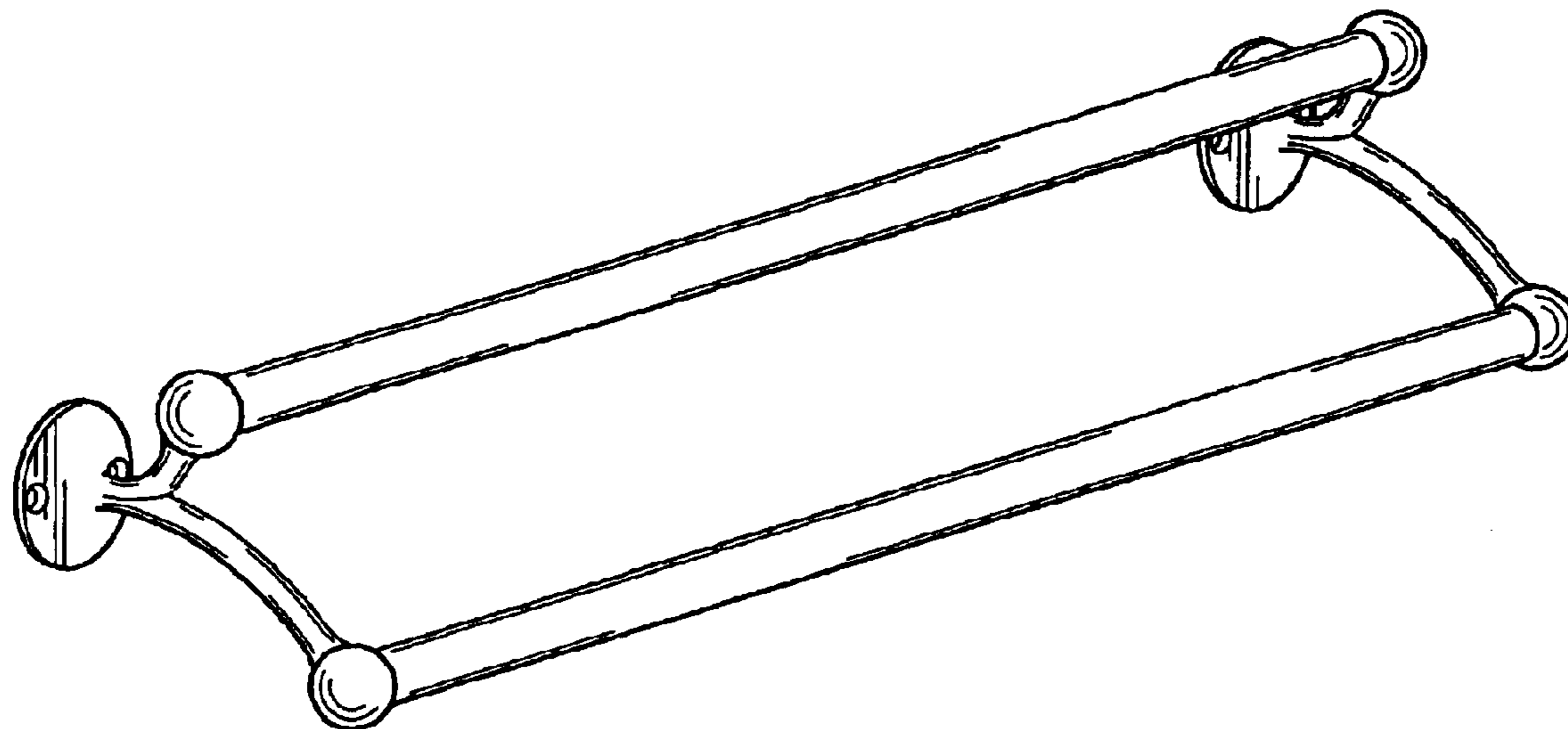
FIG. 1 is a perspective view of a double towel bar showing my new design;
FIG. 2 is an end view thereof, the opposite end being a mirror image of the end shown;
FIG. 3 is a top plan view thereof;
FIG. 4 is a bottom view thereof;
FIG. 5 is a front elevational view thereof; and,
FIG. 6 is a rear view thereof.

(56) **References Cited**

U.S. PATENT DOCUMENTS

- D453,436 S * 2/2002 Hoernig D6/548

1 Claim, 2 Drawing Sheets



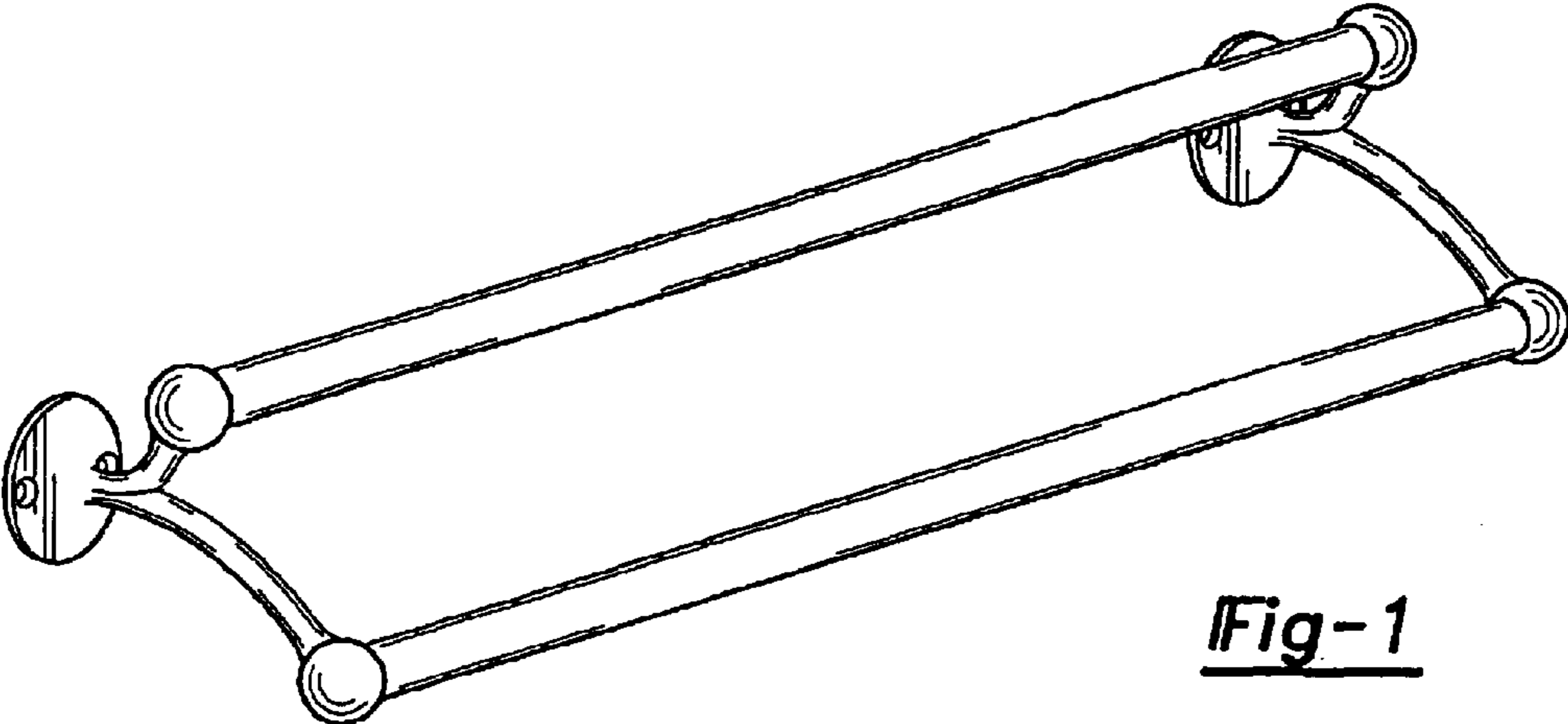


Fig-1

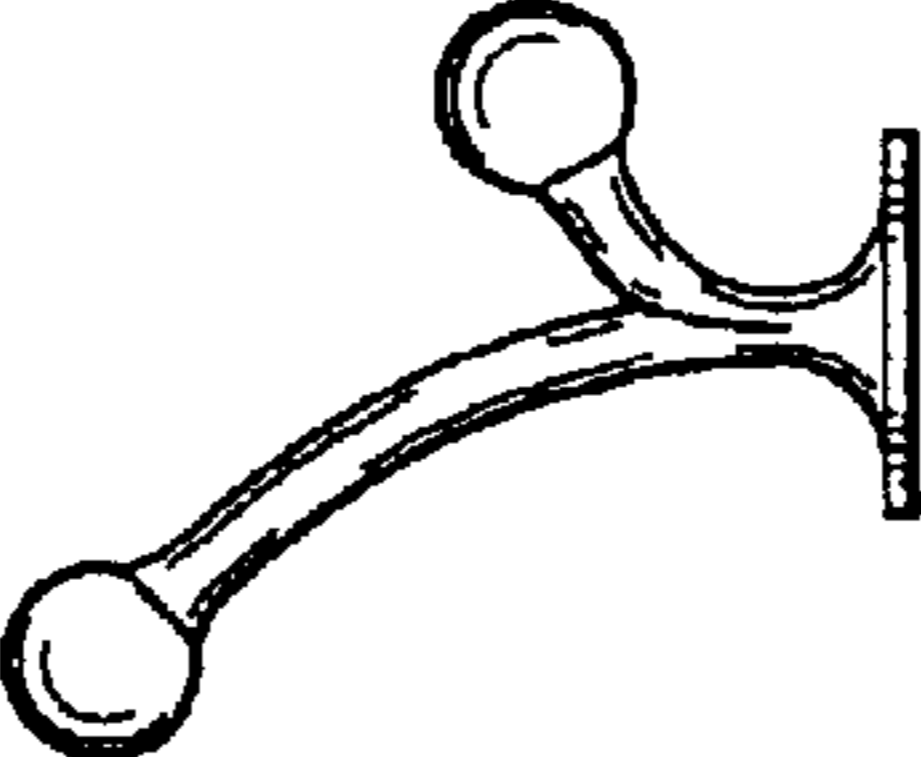


Fig-2

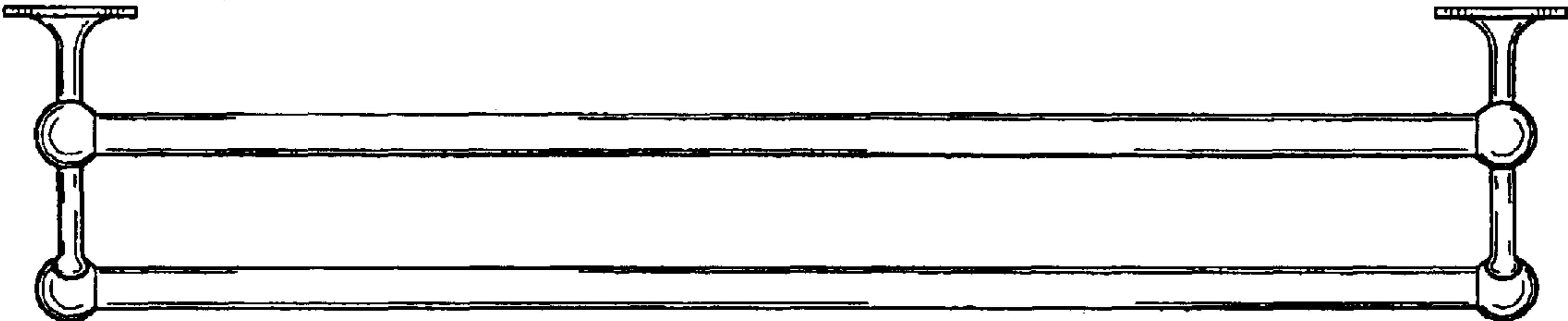


Fig-3




Fig-4




Fig-5

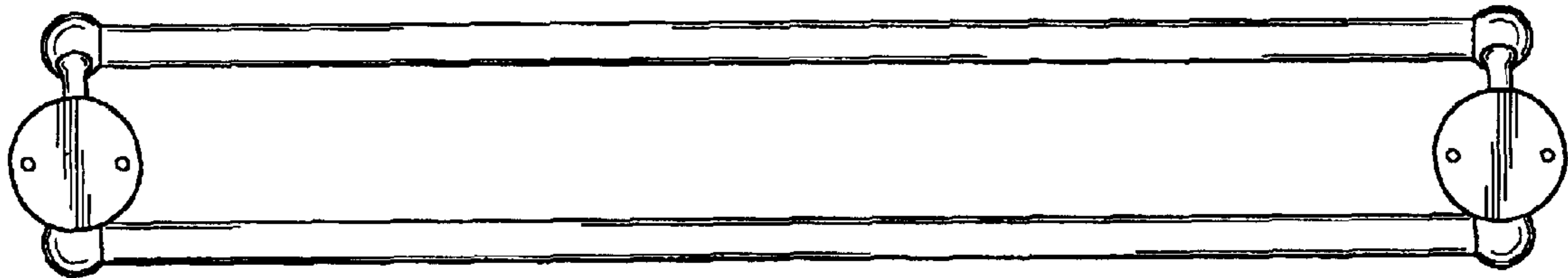


Fig-6