

US00D493311S1

(12) **United States Design Patent** (10) Patent No.: **US D493,311 S**  
Searer (45) Date of Patent: **\*\* Jul. 27, 2004**

(54) **ROTATABLE SHELF**  
(75) Inventor: **Floyd A. Searer, Elkhart, IN (US)**  
(73) Assignee: **FAS Industries, Inc., Elkhart, IN (US)**  
(\*\*) Term: **14 Years**  
(21) Appl. No.: **29/189,222**  
(22) Filed: **Aug. 29, 2003**

5,312,003 A \* 5/1994 Domenig ..... 211/144  
D354,862 S 1/1995 Goldberg ..... D6/461  
D364,057 S \* 11/1995 Bowman ..... D6/511  
5,562,216 A 10/1996 Falconio ..... 211/33  
D388,988 S \* 1/1998 Twellmann ..... D6/511  
D407,241 S \* 3/1999 Lewis ..... D6/461  
D407,920 S 4/1999 Duffield ..... D6/461  
D422,166 S \* 4/2000 Black ..... D6/479  
6,296,335 B1 10/2001 Compagnucci ..... 211/133.4 X  
D454,722 S 3/2002 Novel ..... D6/415

\* cited by examiner

**Related U.S. Application Data**

(62) Division of application No. 29/165,605, filed on Aug. 14, 2002, now Pat. No. Des. 480,581.  
(51) **LOC (7) Cl.** ..... **06-06**  
(52) **U.S. Cl.** ..... **D6/511**  
(58) **Field of Search** ..... D6/511, 477-479;  
211/90, 95, 144, 163; 312/125, 135, 238,  
249.2, 305

*Primary Examiner*—Cathron Brooks  
(74) *Attorney, Agent, or Firm*—Van Dyke, Gardner, Linn & Burkhardt, LLP

(57) **CLAIM**

The ornamental design for the rotatable shelf, as shown and described.

**DESCRIPTION**

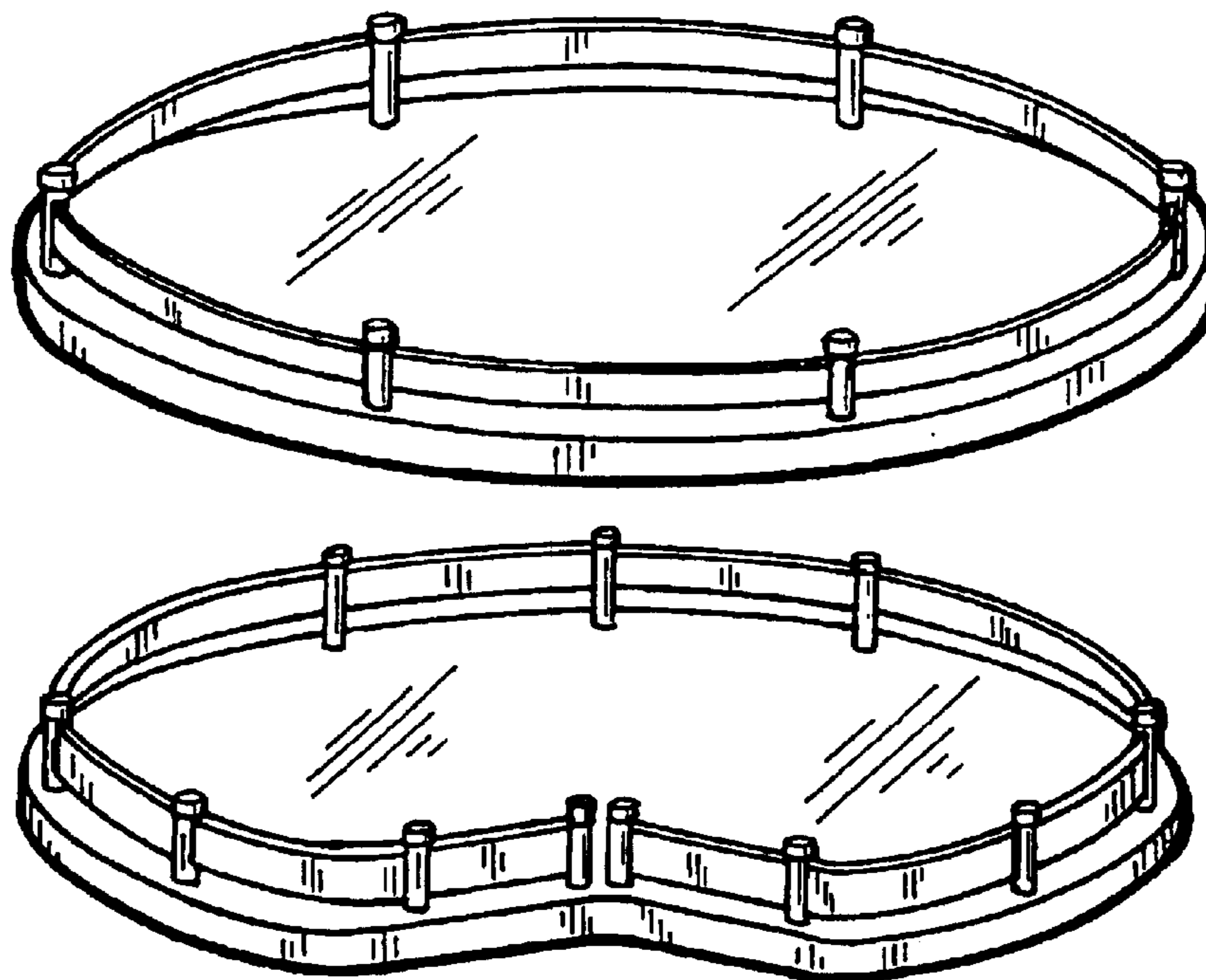
FIG. 1 is a perspective view of a rotatable shelf of the present invention;  
FIG. 2 is a top plan view of the shelf of FIG. 1;  
FIG. 3 is a bottom plan view of the shelf of FIG. 1;  
FIG. 4 is a right or left side elevation view of the shelf of FIG. 1;  
FIG. 5 is a perspective view of another embodiment of the shelf of the present invention;  
FIG. 6 is a top plan view of the shelf of FIG. 5;  
FIG. 7 is a bottom plan view of the shelf of FIG. 5;  
FIG. 8 is a right side elevation view of the shelf of FIG. 5; and,  
FIG. 9 is a front elevation view of the shelf of FIG. 5.

(56) **References Cited**

**U.S. PATENT DOCUMENTS**

D125,267 S 2/1941 Gardner ..... D6/511  
D149,046 S 3/1948 Blumethal et al. .... D7/501  
D155,949 S 11/1949 Wiley et al. .... D7/501  
D186,060 S 9/1959 Udesky et al. .... D6/461  
3,858,529 A \* 1/1975 Salladay ..... 211/163  
D236,054 S \* 7/1975 Ginat ..... D6/479  
3,951,079 A 4/1976 Tolleson ..... D7/501 X  
D241,192 S 8/1976 Salcer ..... D6/415  
3,997,059 A \* 12/1976 Hanneman ..... 312/305  
4,181,037 A \* 1/1980 Boon et al. .... 312/305  
4,678,089 A 7/1987 Lang ..... 211/133.4  
D297,191 S 8/1988 Frieden, Jr. .... D6/461  
5,279,429 A \* 1/1994 Sagel ..... 211/144

**1 Claim, 3 Drawing Sheets**



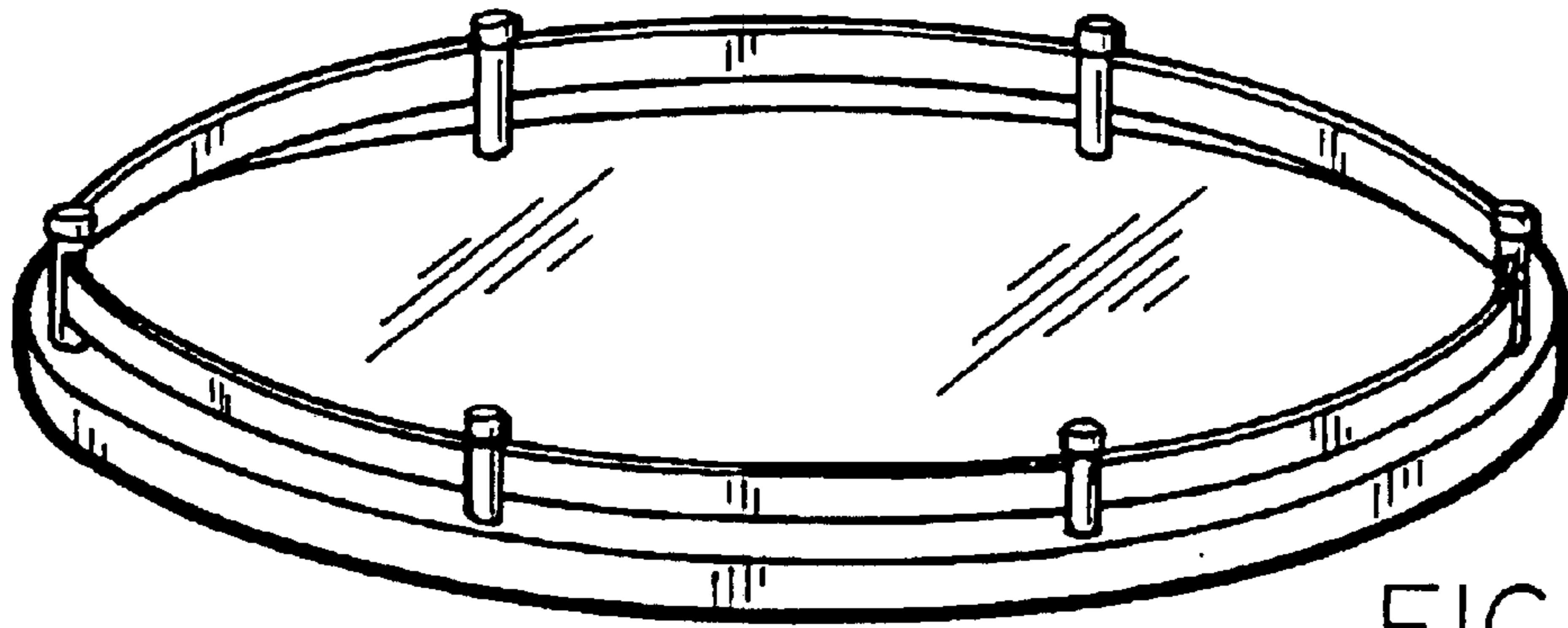


FIG. 1

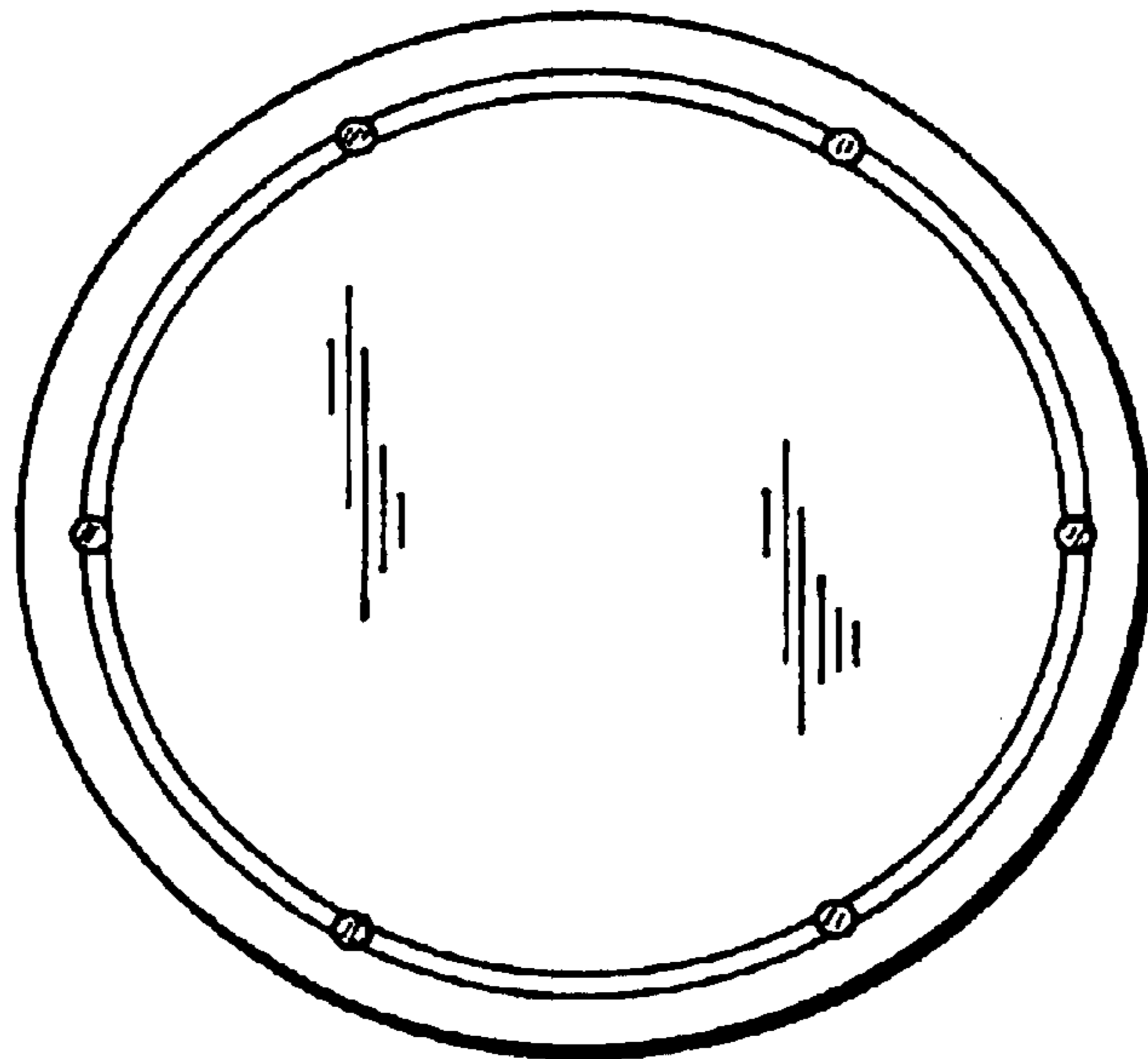


FIG. 2

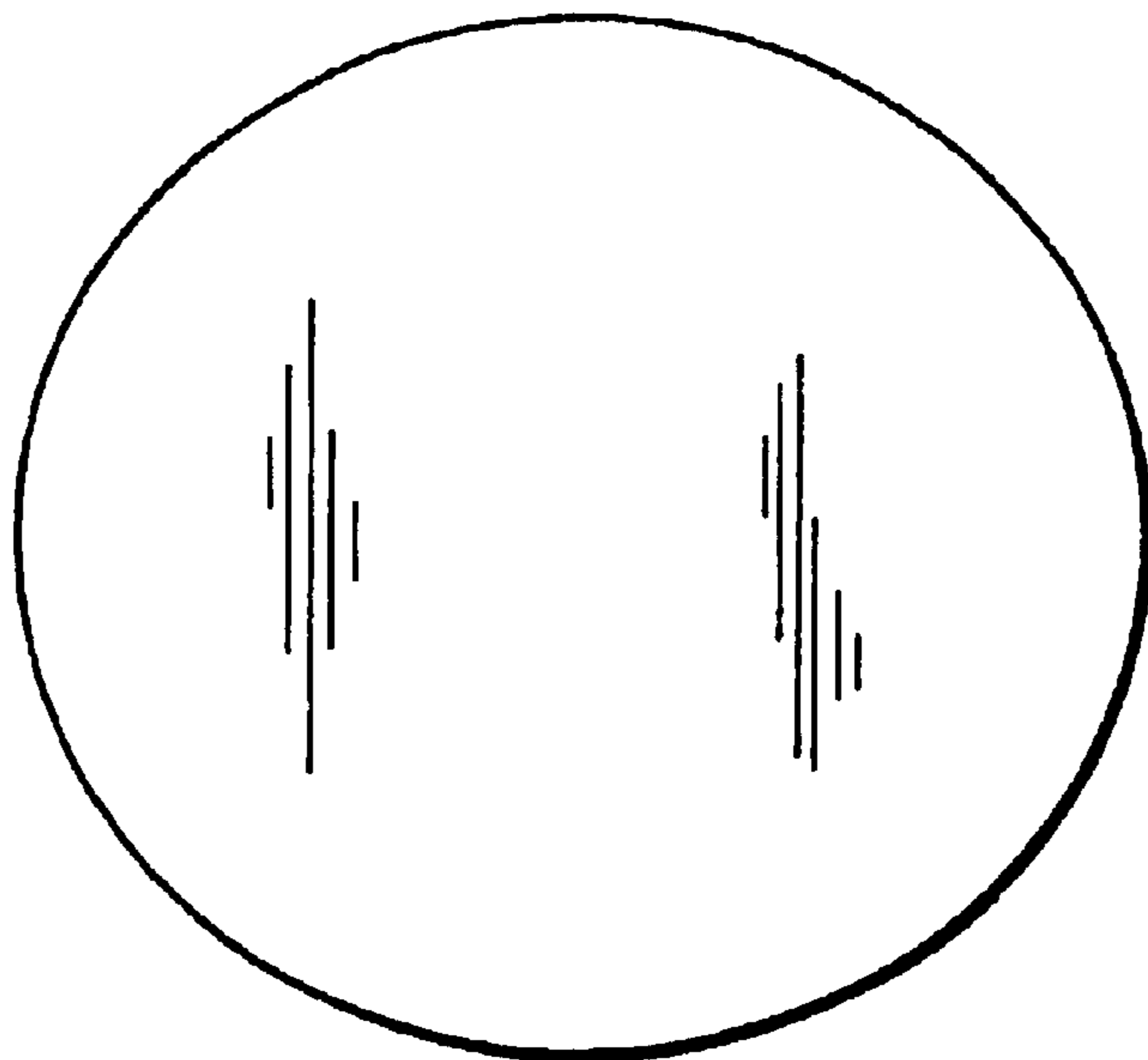


FIG. 3

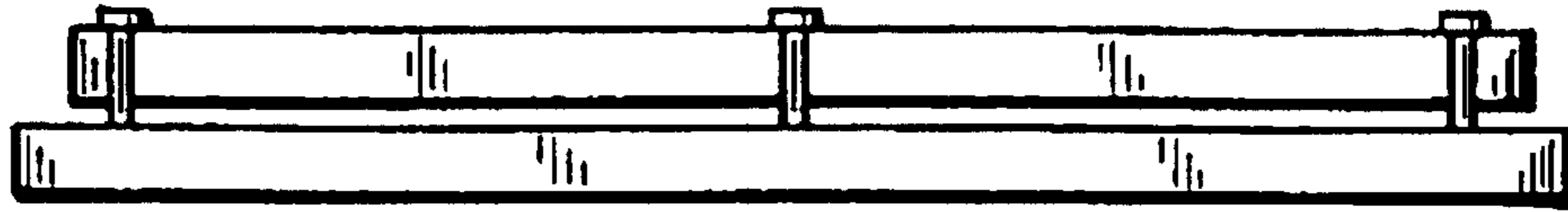


FIG. 4

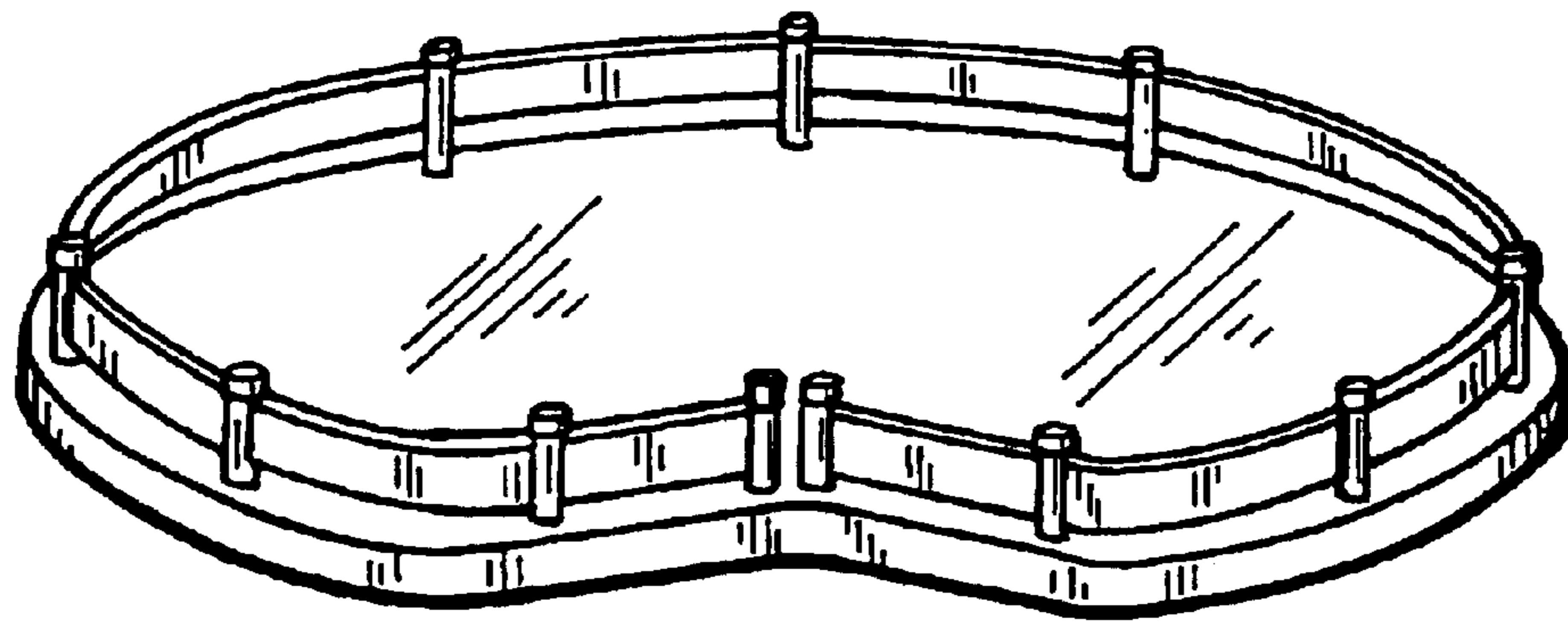


FIG. 5

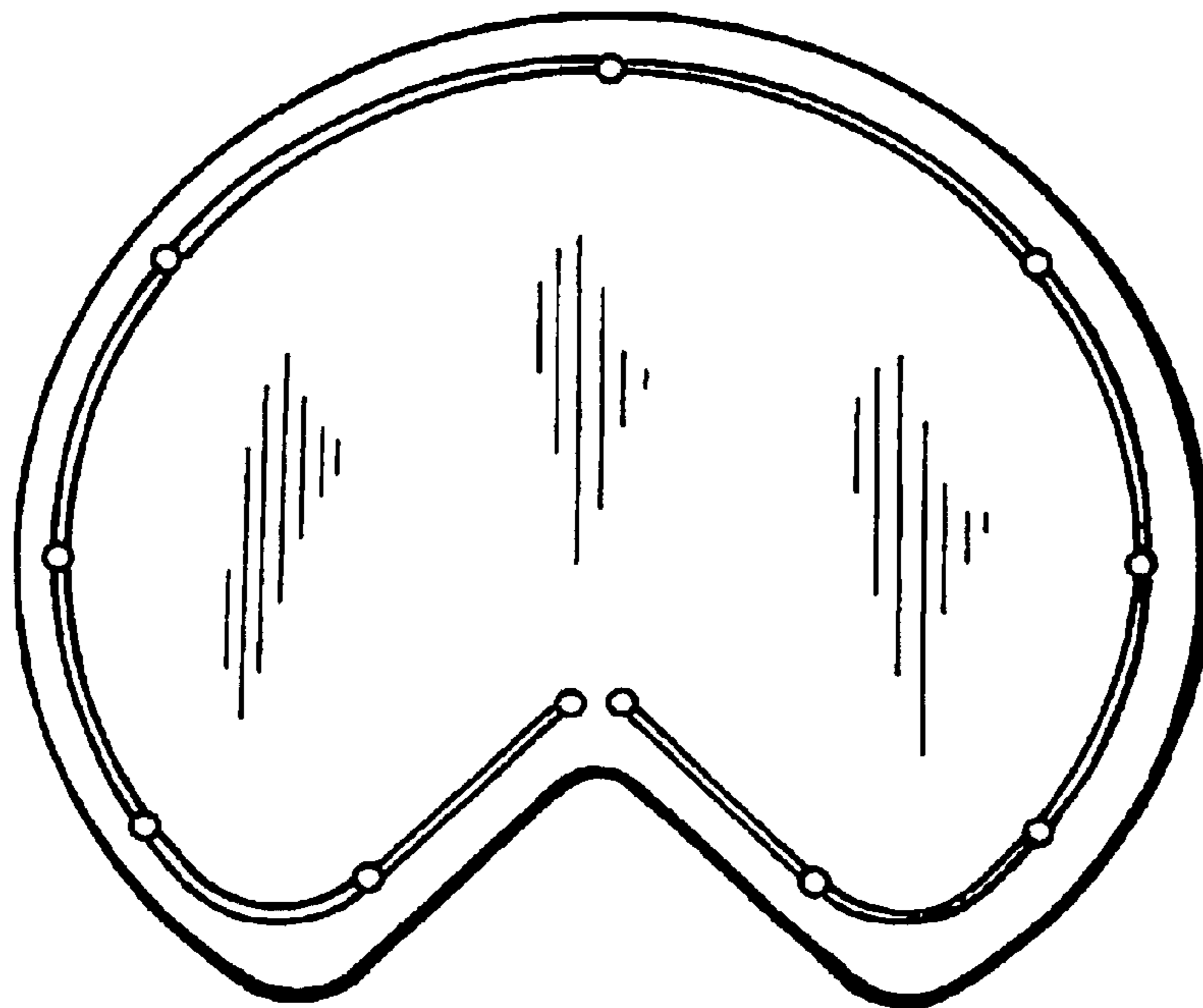


FIG. 6

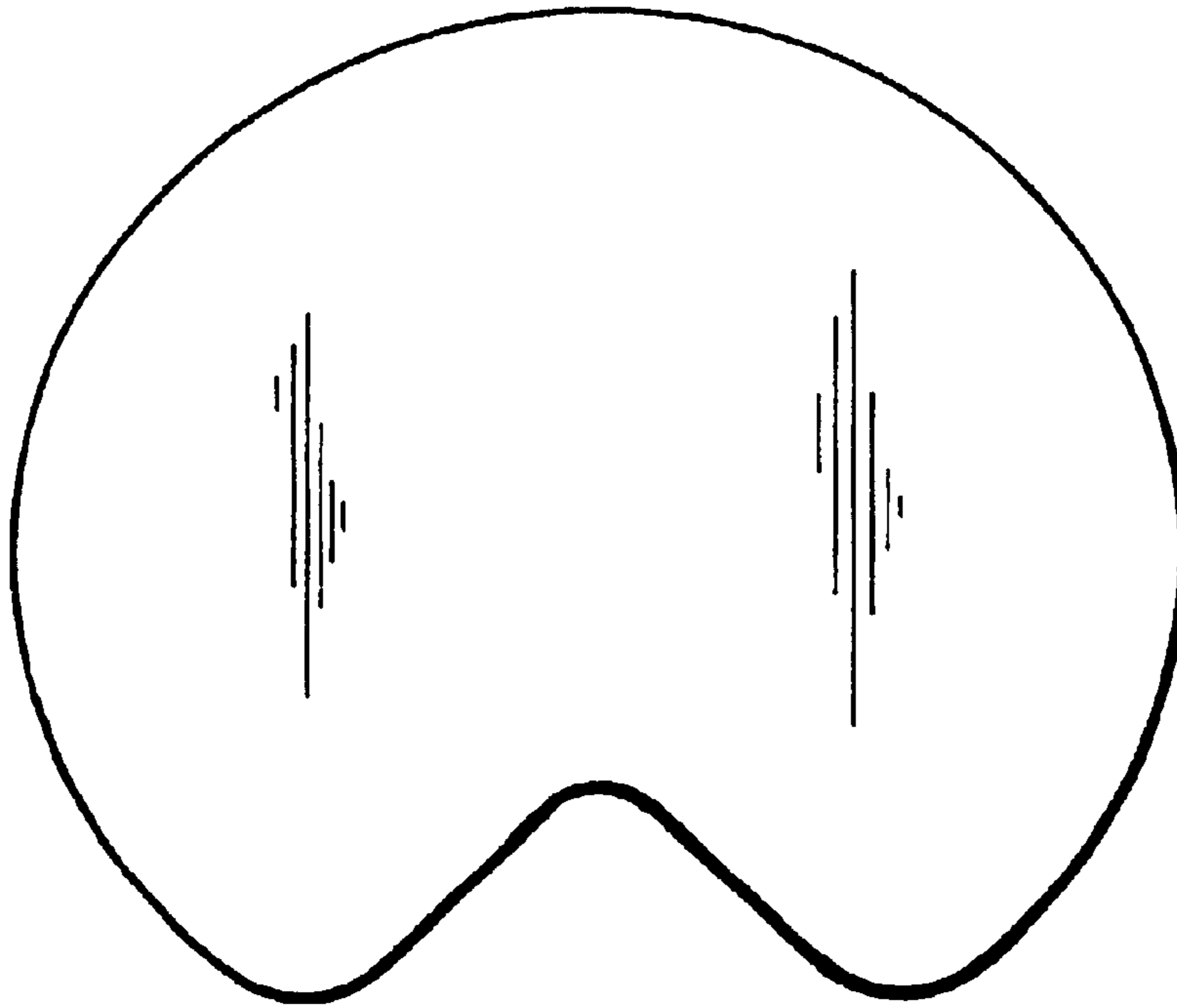


FIG. 7

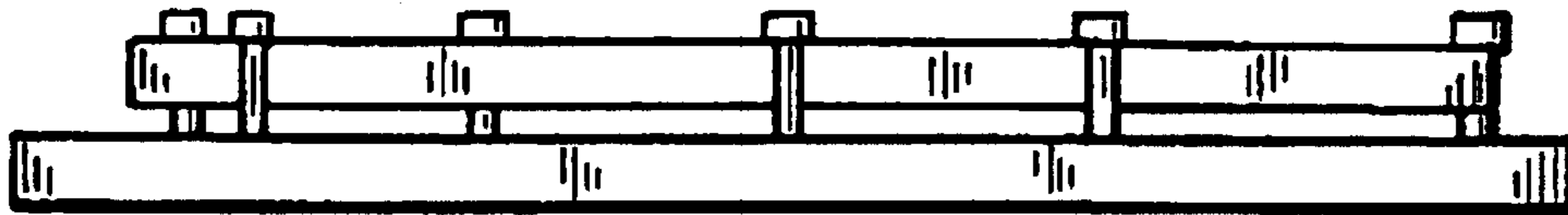


FIG. 8



FIG. 9