

US00D493300S1

(12) **United States Design Patent** (10) **Patent No.:** **US D493,300 S**
Pijanowski et al. (45) **Date of Patent:** **** Jul. 27, 2004**

(54) **COMPACT DISC HOLDER** 5,377,825 A * 1/1995 Sykes et al. 206/232
5,515,968 A * 5/1996 Taniyama 206/310
(75) Inventors: **Stefan Alexander Pijanowski,** 5,558,220 A * 9/1996 Gartz 206/308.1
Northants (GB); **Anthony Henry** D385,145 S * 10/1997 VerWeyst et al. D6/632
Joseph Fraser, London (GB); **Peter** D386,013 S * 11/1997 Tell D6/407
Antony Farrar, Leeds (GB)

* cited by examiner

(73) Assignee: **DuBois Limited** (GB)

(**) Term: **14 Years**

Primary Examiner—Catherine R. Oliver
(74) *Attorney, Agent, or Firm*—Dickstein Shapiro Morin & Oshinsky LLP

(21) Appl. No.: **29/133,406**

(22) Filed: **Nov. 30, 2000**

(57) **CLAIM**

Related U.S. Application Data

The ornamental design for a compact disc holder, as shown and described.

(63) Continuation of application No. 29/115,596, filed on Dec. 20, 1999, which is a division of application No. 29/074,145, filed on Jul. 28, 1997, now Pat. No. Des. 422,428, which is a continuation-in-part of application No. 29/065,719, filed on Apr. 17, 1996, now abandoned.

DESCRIPTION

(51) **LOC (7) Cl.** **06-04**

FIG. 1 is a perspective view of a compact disc holder according to an embodiment of the invention; and,

(52) **U.S. Cl.** **D6/407**

FIG. 2 is a top plan view of the compact disc holder of FIG. 1.

(58) **Field of Search** D6/407, 629, 630, D6/631, 632, 633, 634; 206/308.1, 309, 310, 311, 312, 493, 307.1

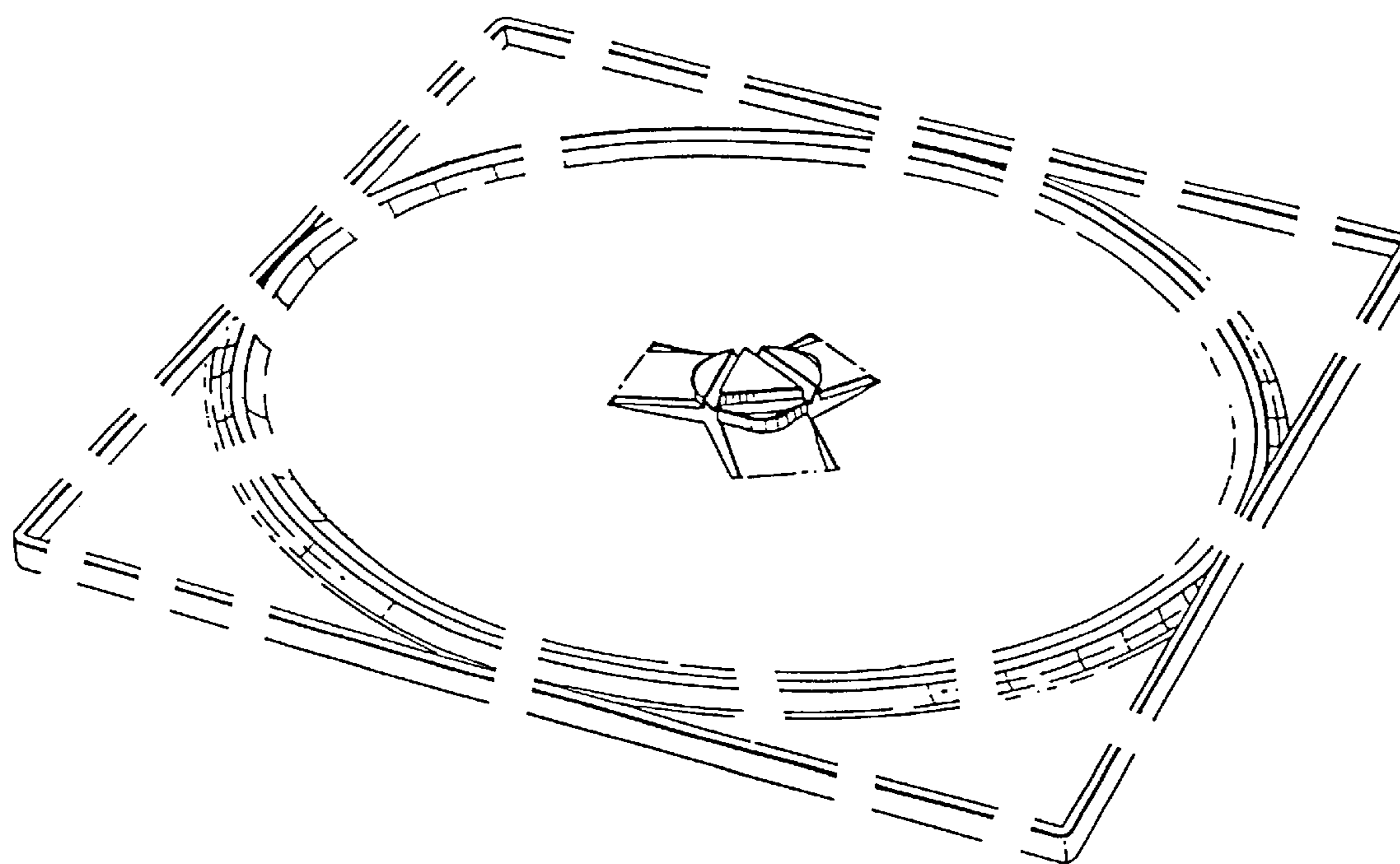
The broken lines are for illustrative purposes and form no part of the claimed design.

(56) **References Cited**

U.S. PATENT DOCUMENTS

D351,963 S * 11/1994 Lim D6/631

1 Claim, 2 Drawing Sheets



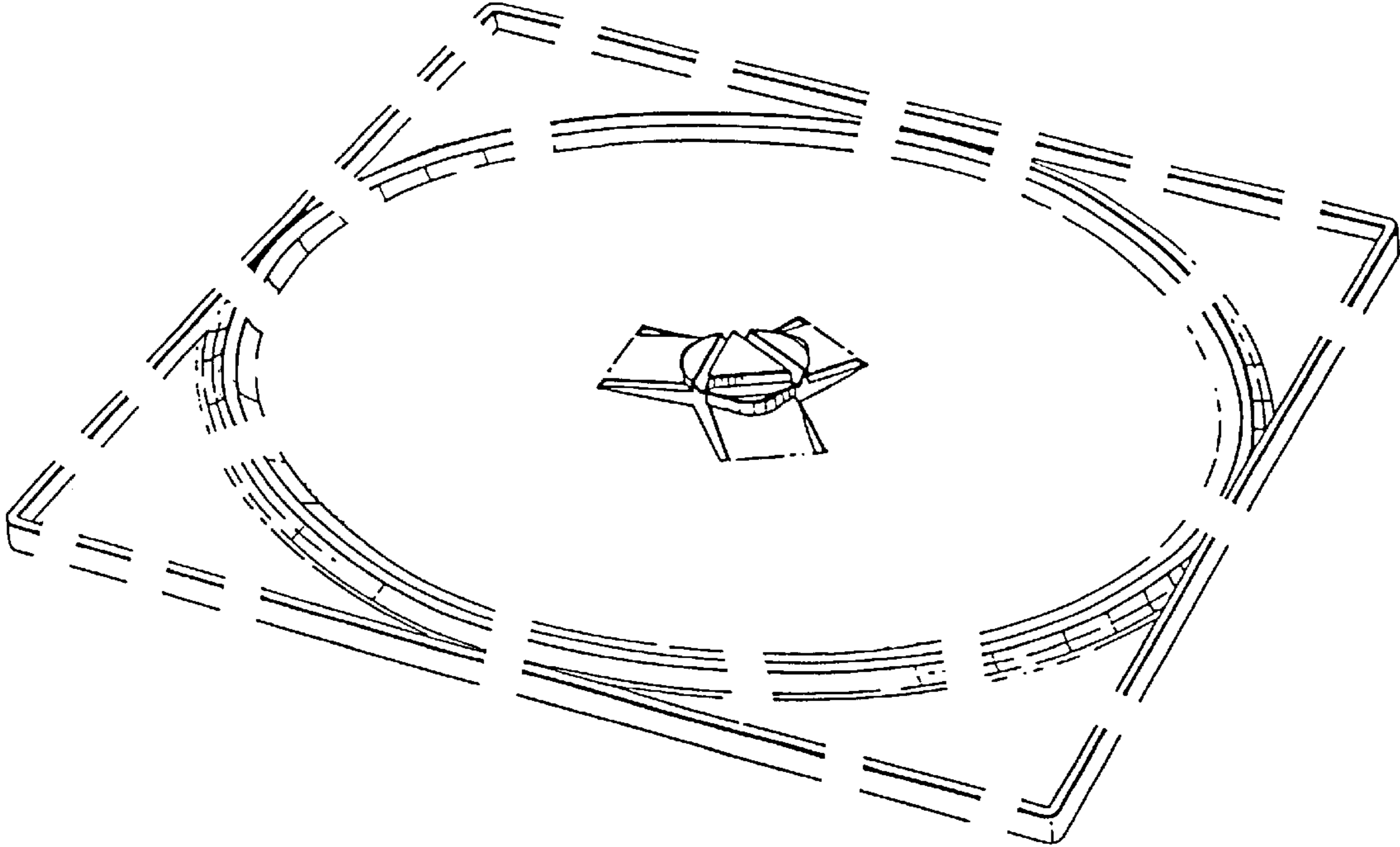


Fig. 1

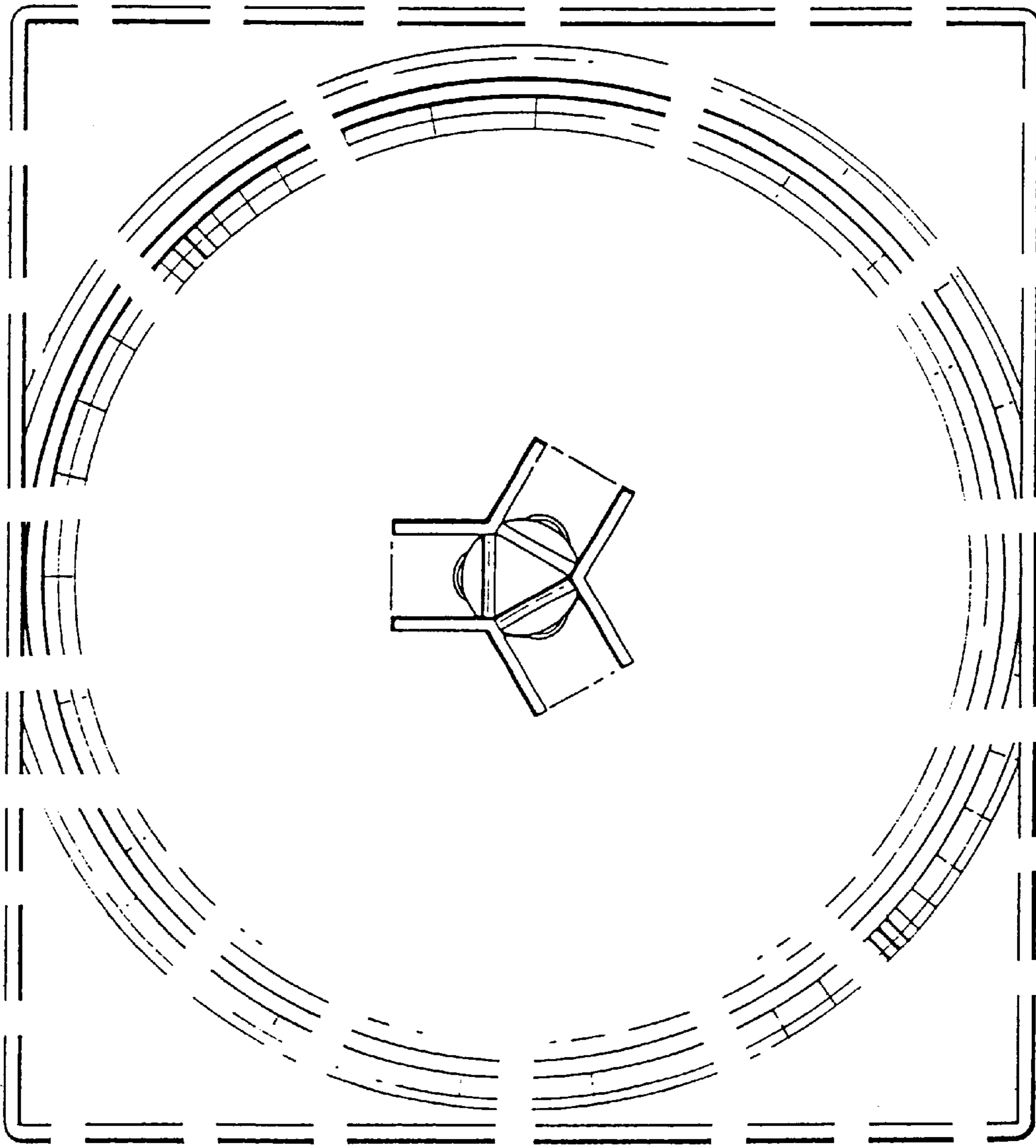


Fig. 2