



US00D493288S1

(12) **United States Design Patent**
Van Diepen et al.

(10) **Patent No.:** **US D493,288 S**
(45) **Date of Patent:** **** Jul. 27, 2004**

(54) **WARDROBE HANGER**
(75) Inventors: **Jacobus Simon Petrus Van Diepen,**
Slough (GB); **Ruan Jones,** Hull (GB)

D320,502 S * 10/1991 Haines D6/315
D321,789 S * 11/1991 Martorella D6/315
D339,984 S * 10/1993 Cohen D9/415
D369,501 S * 5/1996 Gnant D9/415
D416,734 S * 11/1999 Lannon et al. D6/514

(73) Assignee: **Reckitt Benckiser (UK) Limited,**
Slough (GB)

* cited by examiner

(**) Term: **14 Years**

Primary Examiner—B. J. Bullock

(21) Appl. No.: **29/166,471**

(74) *Attorney, Agent, or Firm*—Akin Gump Strauss Hauer
& Feld, L.L.P.

(22) Filed: **Aug. 27, 2002**

(57) **CLAIM**

(30) **Foreign Application Priority Data**

The ornamental design for the wardrobe hanger, as shown
and described.

Feb. 28, 2002 (GB) 3001842

DESCRIPTION

(51) **LOC (7) Cl.** **06-08**

(52) **U.S. Cl.** **D6/315; D9/415**

(58) **Field of Search** D9/415; D6/513,
D6/315, 317-9, 326, 327, 328; 211/113,
115, 119, 85.3; 223/85, 87-96, 98

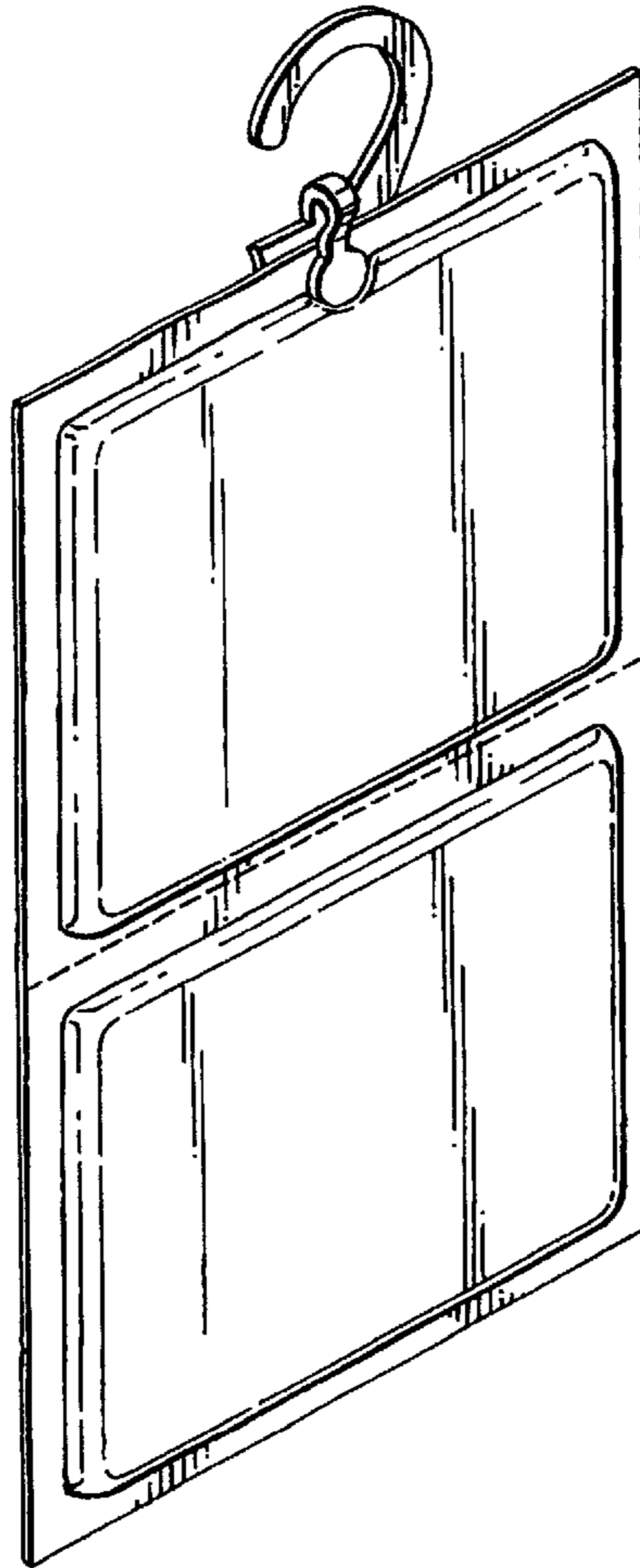
FIG. 1 is a front perspective view of the wardrobe hanger in
accordance with our new design;
FIG. 2 is a right side elevational view thereof, the left side
elevational view being a mirror image;
FIG. 3 is a top plan view thereof;
FIG. 4 is a bottom plan view thereof; and,
FIG. 5 is a rear view thereof.

(56) **References Cited**

U.S. PATENT DOCUMENTS

D310,920 S * 10/1990 Eichler D6/326

1 Claim, 2 Drawing Sheets



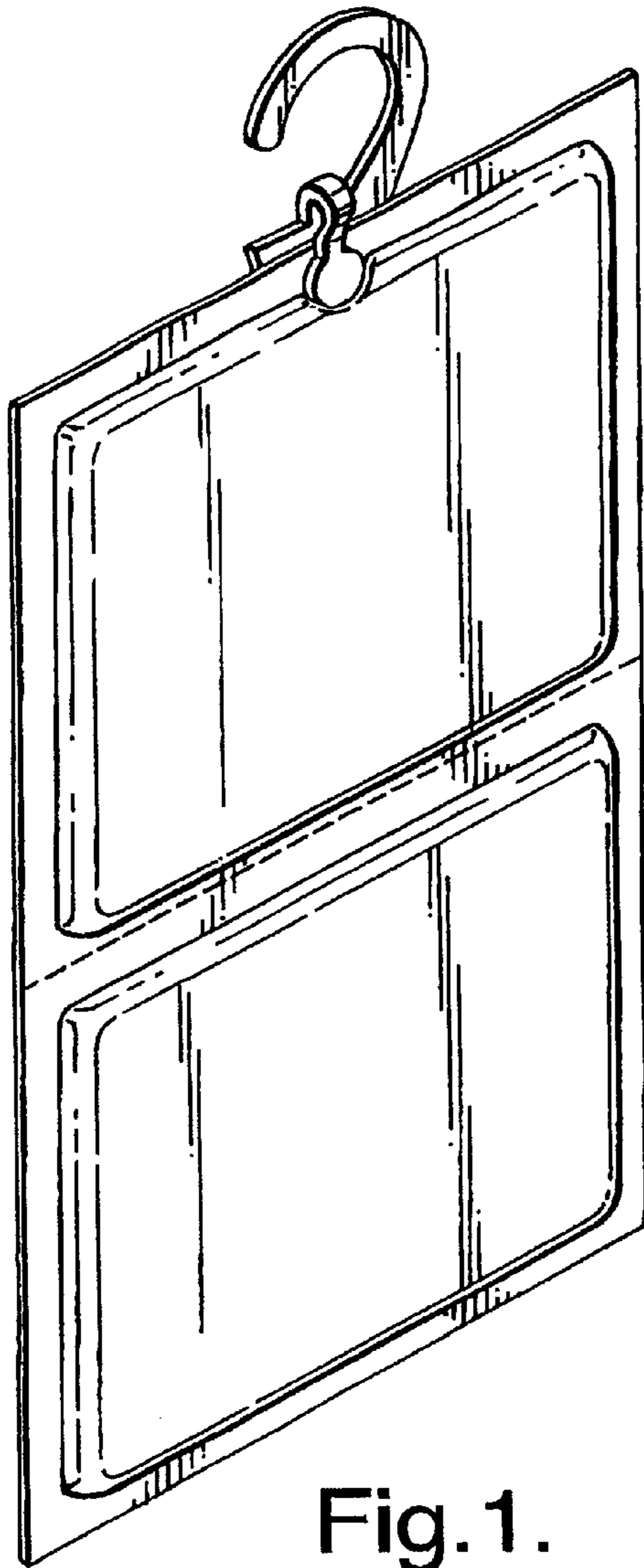


Fig. 1.



Fig. 2.



Fig. 3.




Fig. 4.

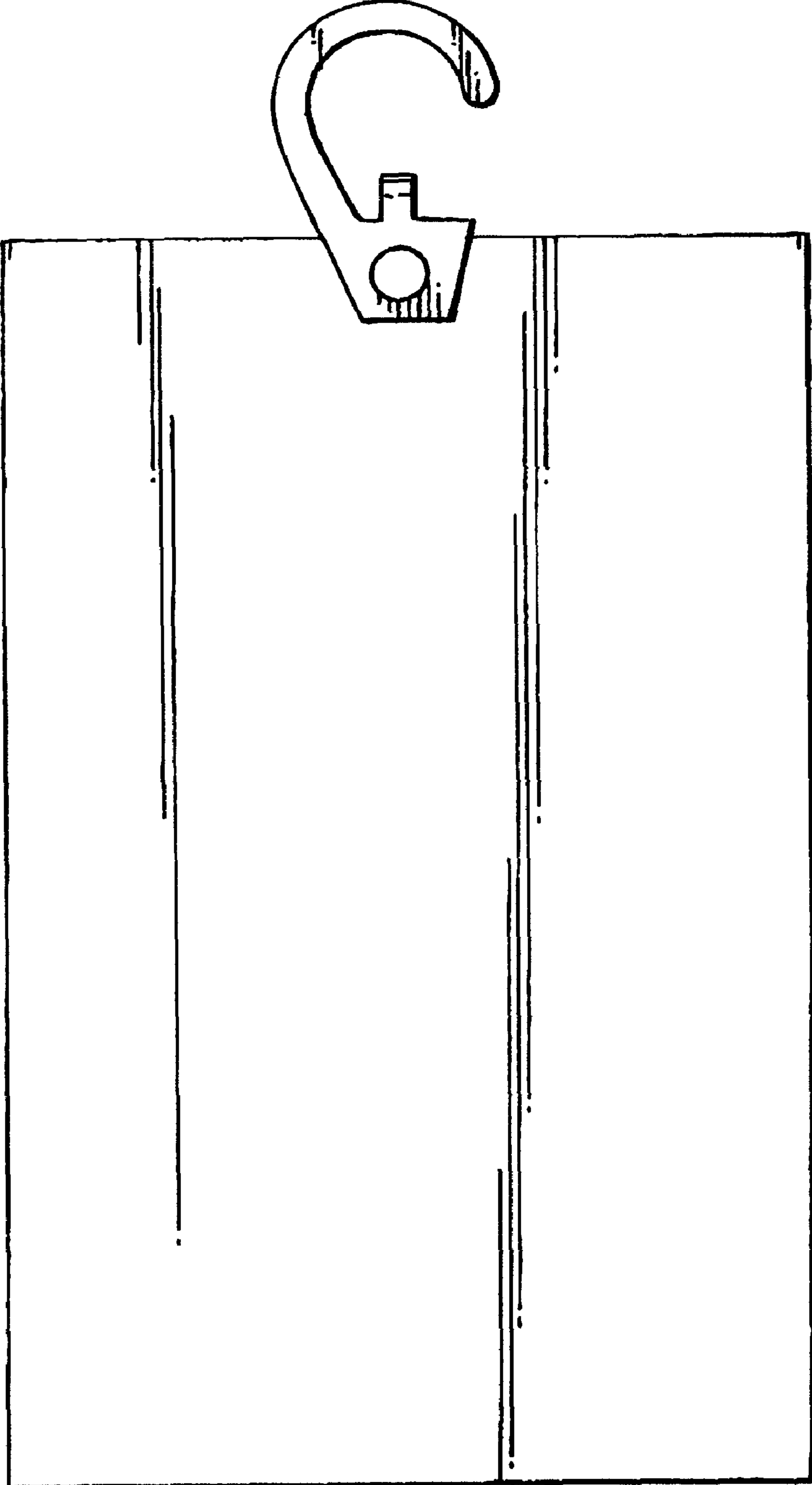


Fig.5.