



US00D493283S1

(12) **United States Design Patent**  
**Rada et al.**

(10) **Patent No.:** **US D493,283 S**  
(45) **Date of Patent:** **\*\* Jul. 27, 2004**

(54) **UPRIGHT LUGGAGE HAVING SIDE ACCESS COMPARTMENT**

(75) Inventors: **Georgene Rada**, East Northport, NY (US); **Jason Drew**, Port Jefferson, NY (US); **Richard J. Krulik**, Dix Hills, NY (US)

(73) Assignee: **Briggs & Riley Travelware LLC**, Hauppauge, NY (US)

(\*\*) Term: **14 Years**

(21) Appl. No.: **29/173,260**

(22) Filed: **Dec. 24, 2002**

(51) **LOC (7) Cl.** ..... **03-01**

(52) **U.S. Cl.** ..... **D3/279; D3/289**

(58) **Field of Search** ..... D3/273, 276, 279, D3/281, 282, 283, 284, 285, 287, 289; 190/18 A, 100, 109, 111, 112, 113, 114, 115

(56) **References Cited**

**U.S. PATENT DOCUMENTS**

D352,395 S	*	11/1994	King	.....	D3/279
D374,773 S	*	10/1996	Domotor	.....	D3/279
D374,987 S	*	10/1996	Hughes	.....	D3/279
D383,604 S	*	9/1997	King et al.	.....	D3/279
D394,551 S	*	5/1998	Decoster	.....	D3/283
D395,361 S	*	6/1998	Zionts et al.	.....	D3/279

6,076,641 A	*	6/2000	Kinzer et al.	.....	190/18 A
D440,764 S	*	4/2001	Cheng	.....	D3/279
D444,946 S	*	7/2001	Klamm	.....	D3/279
D463,663 S	*	10/2002	Magana	.....	D3/279
D465,085 S	*	11/2002	Chen	.....	D3/279

\* cited by examiner

*Primary Examiner*—Philip S. Hyder

(74) *Attorney, Agent, or Firm*—Abelman, Frayne & Schwab

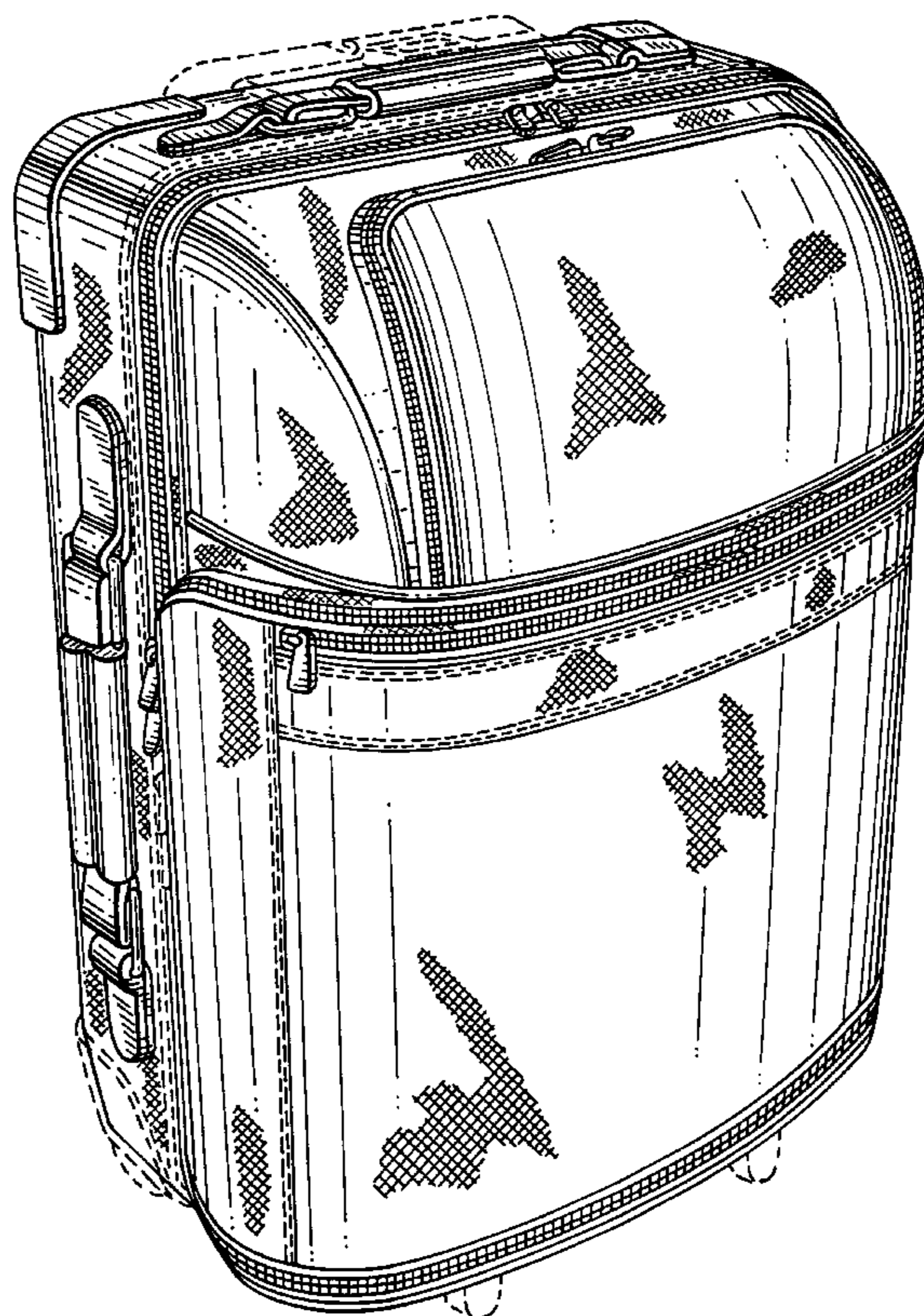
(57) **CLAIM**

The ornamental design for an upright luggage having side access compartment, as shown and described.

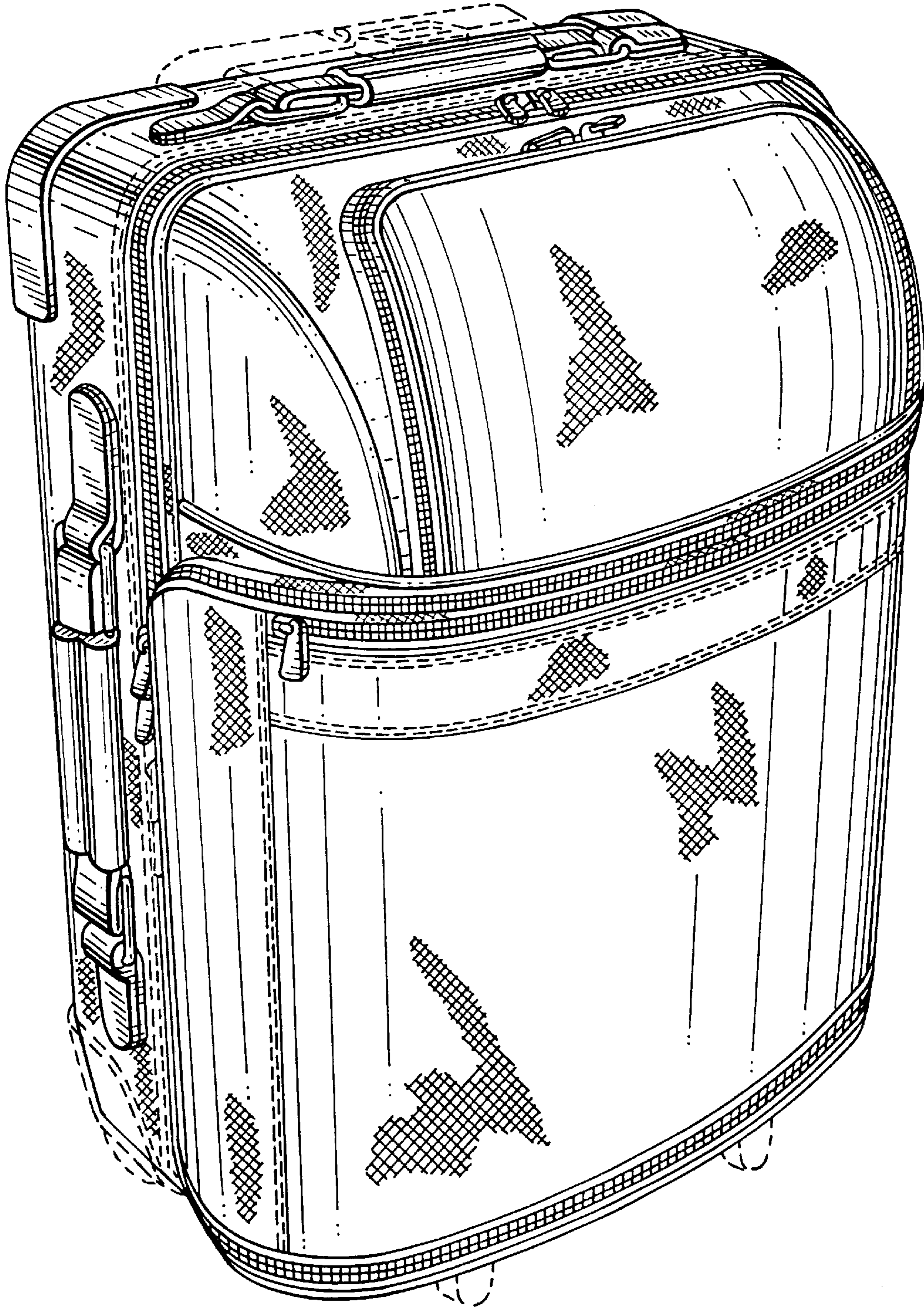
**DESCRIPTION**

FIG. 1 is a top, front and left side perspective view with parts shown in dash lines for environmental purposes, of our new design for upright luggage having side access compartment; FIG. 2 is a right side elevational view thereof; FIG. 3 is a left side elevational view thereof; FIG. 4 is a top plan view thereof; FIG. 5 is a top perspective view of the upright luggage having side access compartment of FIG. 1, shown with the access compartment in the fully opened condition with an exemplary laptop computer shown in dash lines and intended for storage in said compartment; and, FIG. 6 is a top rear and right side perspective view thereof. The bottom plan view of the upright luggage shown in FIGS. 1-6 is not shown and is hereby disclaimed.

**1 Claim, 6 Drawing Sheets**



*FIG. 1*



*FIG. 2*


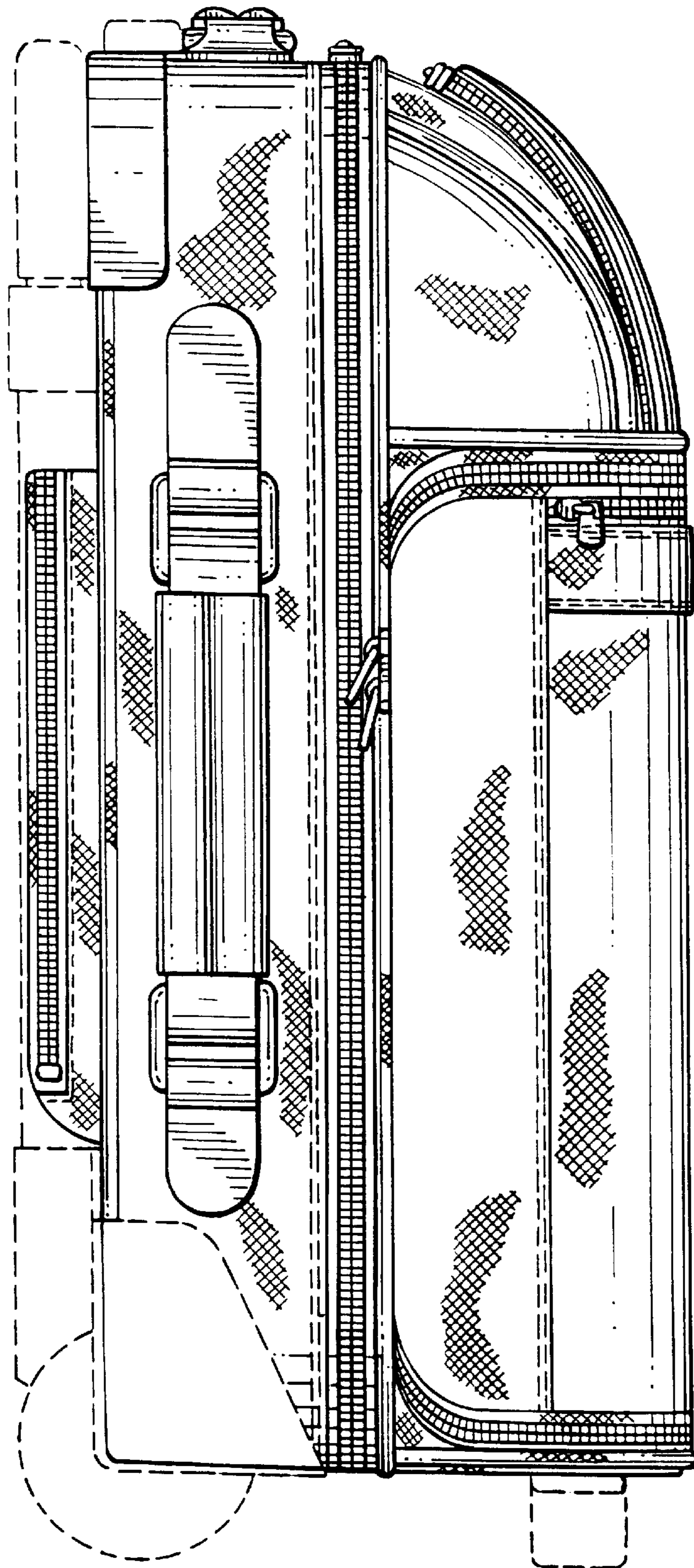


FIG. 3



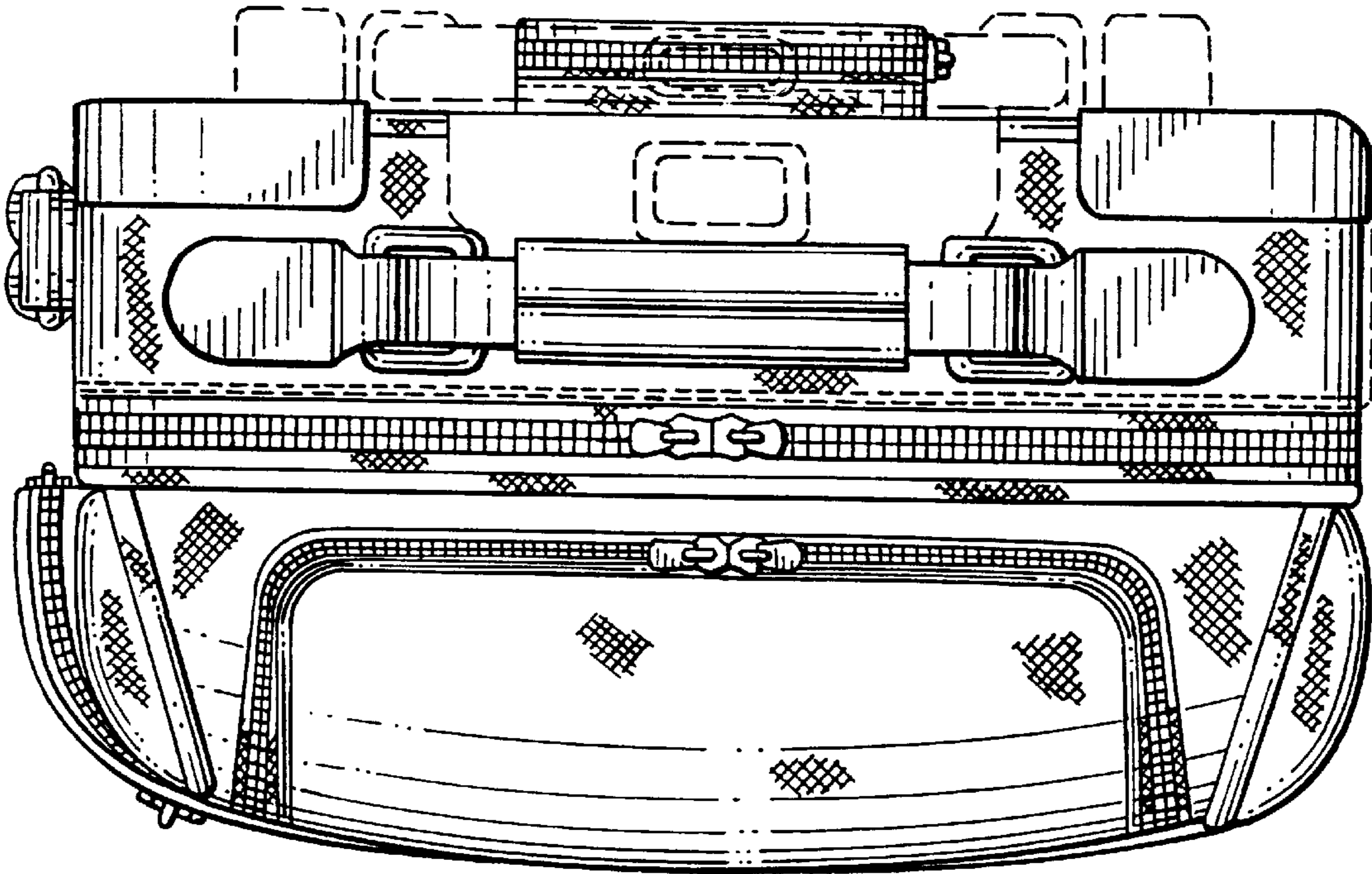
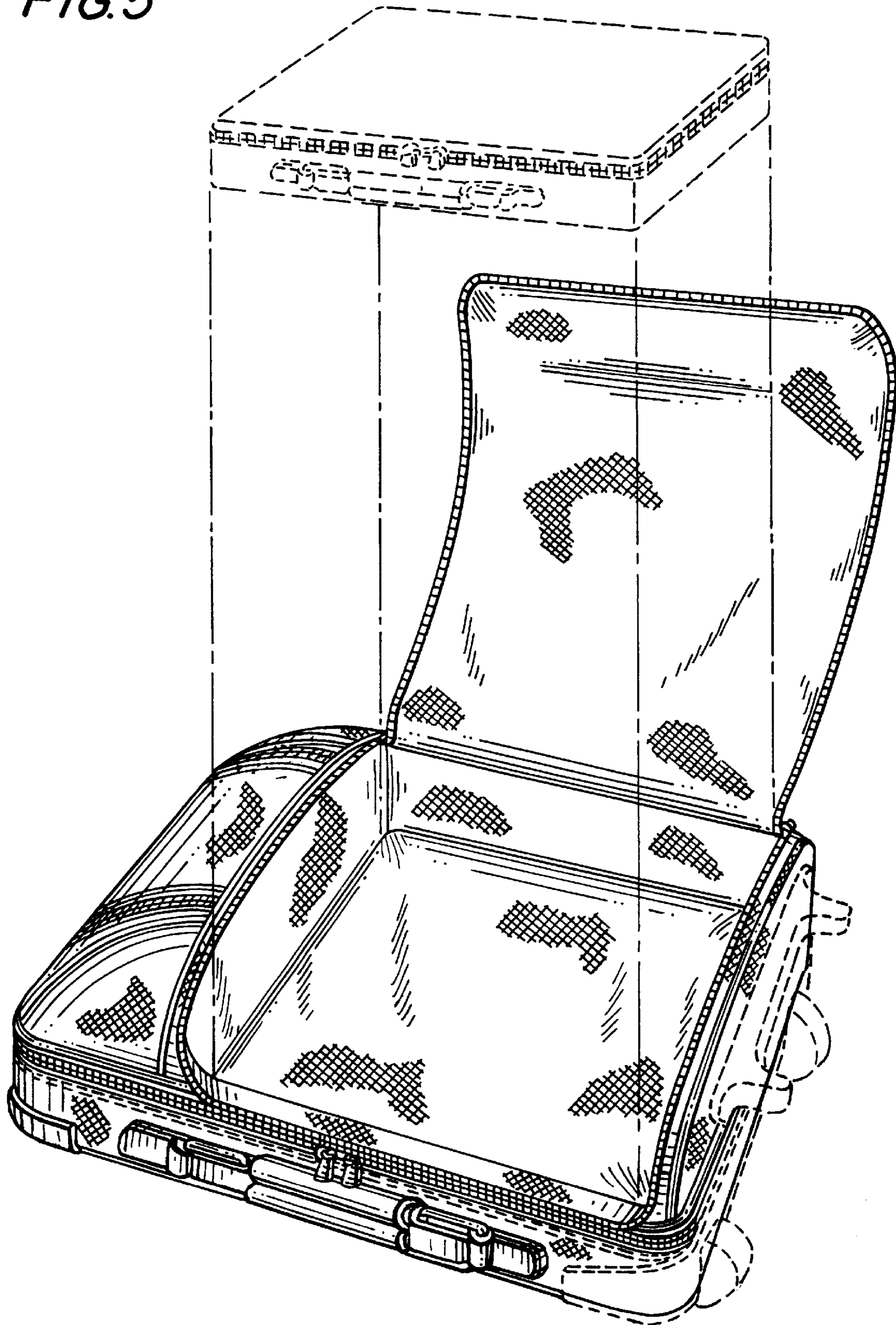


FIG. 4

*FIG. 5*



*FIG. 6*

