



US00D493281S1

(12) **United States Design Patent**
Hong

(10) **Patent No.:** **US D493,281 S**

(45) **Date of Patent:** **** Jul. 27, 2004**

(54) **HANDBAG**

(75) **Inventor:** **Eunice Uny Hong**, Atlanta, GA (US)

(73) **Assignee:** **Eunice, LLC**, Duluth, GA (US)

(**) **Term:** **14 Years**

(21) **Appl. No.:** **29/181,324**

(22) **Filed:** **May 8, 2003**

(51) **LOC (7) Cl.** **03-01**

(52) **U.S. Cl.** **D3/246**

(58) **Field of Search** D3/232, 238, 239,
D3/242, 243, 244, 245, 246, 303; 150/100,
102, 106, 108, 110, 112, 114, 116, 117,
120; 190/101, 116; 383/13, 26, 41, 66,
76, 97, 105, 117

(56) **References Cited**

U.S. PATENT DOCUMENTS

D43,670 S * 3/1913 Cunnipp et al. D3/238
D62,415 S * 5/1923 Rowan D3/243

D62,621 S * 7/1923 Rowan D3/243
D62,647 S * 7/1923 Rowan D3/246
2,788,040 A * 4/1957 Hullweck 150/110
D288,744 S * 3/1987 Taylor D3/303 X

* cited by examiner

Primary Examiner—Louis S. Zarfaz
Assistant Examiner—Monica A. Weingart

(57) **CLAIM**

I claim the ornamental design for handbag, as shown.

DESCRIPTION

FIG. 1 is a perspective view of the handbag, of the top and right side;
FIG. 2 is an elevational view of the front side;
FIG. 3 is an elevational view of the back side;
FIG. 4 is a top plan view;
FIG. 5 is a bottom plan view;
FIG. 6 is an elevational view of the right side; and,
FIG. 7 is an elevational view of the left side.

1 Claim, 5 Drawing Sheets





Fig. 1

Fig. 2



Fig. 3






Fig. 4




Fig. 5




Fig. 6




Fig. 7