

US00D493271S1

(12) **United States Design Patent** (10) **Patent No.:** **US D493,271 S**  
**Bhaskar et al.** (45) **Date of Patent:** **\*\* Jul. 27, 2004**

(54) **SNACK FOOD CHIP**

FOREIGN PATENT DOCUMENTS

(75) Inventors: **Ajay Rajeshwar Bhaskar**, Allen, TX (US); **Kathryn Melissa Dove**, Battle Creek, MI (US); **William Douglas Henson**, Duncanville, TX (US)

WO WO 01/84955 A2 11/2001

\* cited by examiner

*Primary Examiner*—Pamela Burgess  
(74) *Attorney, Agent, or Firm*—Colin P. Cahoon; Carstens, Yee & Cahoon, L.L.P.

(73) Assignee: **Frito-Lay North America, Inc.**, Plano, TX (US)

(57) **CLAIM**

(\*\*) Term: **14 Years**

The ornamental design for a snack food chip, as shown.

(21) Appl. No.: **29/174,116**

**DESCRIPTION**

(22) Filed: **Jan. 10, 2003**

FIG. 1 is a right, top perspective view of the snack food chip of the present invention;

(51) **LOC (7) Cl.** ..... **01-01**

FIG. 2 is a top plan view of the snack food chip of the present invention;

(52) **U.S. Cl.** ..... **D1/123; D1/128**

FIG. 3 is a bottom plan view of the snack food chip of the present invention;

(58) **Field of Search** ..... D1/123, 122, 125-129; 426/94, 104, 496, 549, 550, 560, 805

FIG. 4 is a rear elevation view of the snack food chip of the present invention;

(56) **References Cited**

U.S. PATENT DOCUMENTS

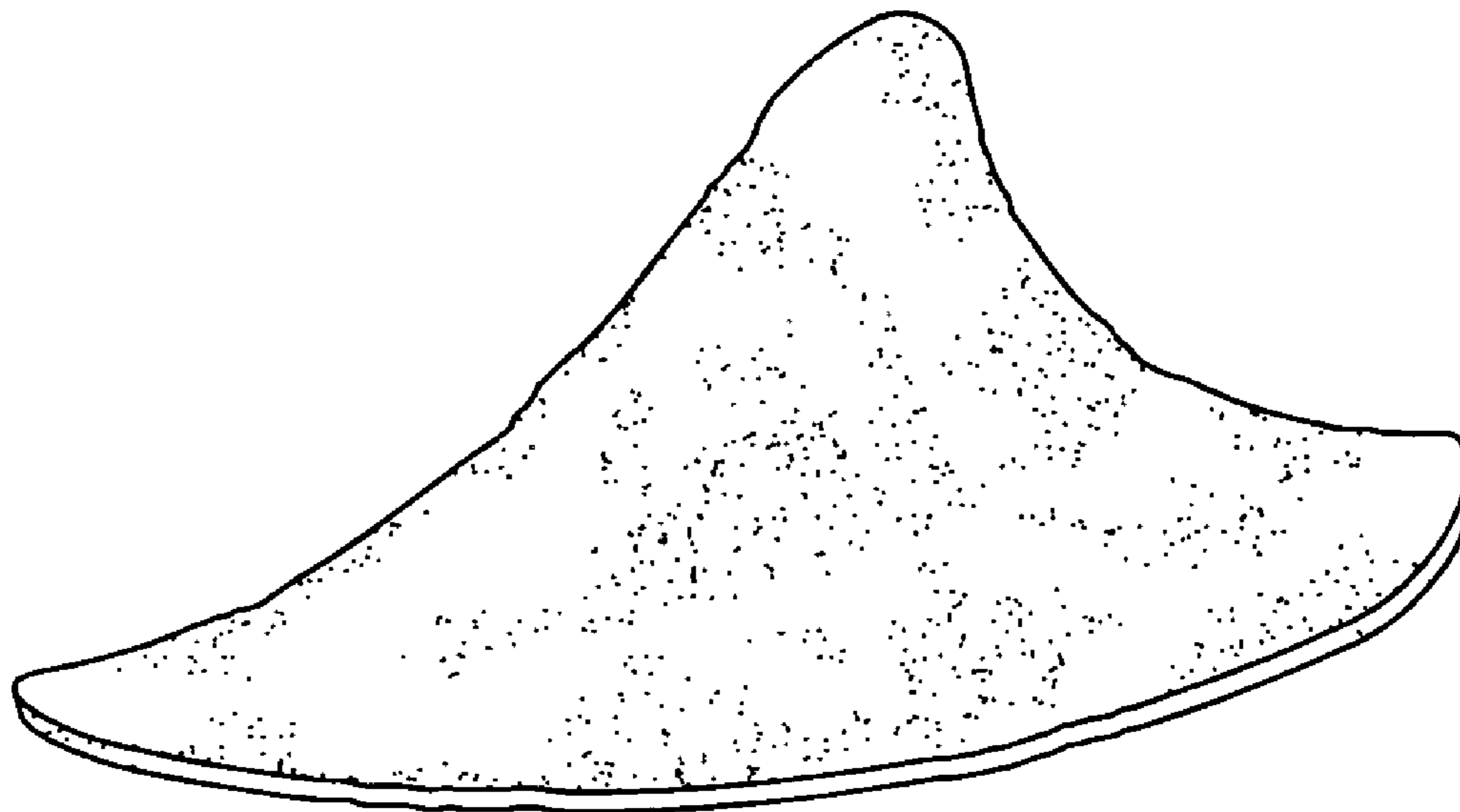
4,650,687 A 3/1987 Willard et al.  
4,844,919 A \* 7/1989 Szwerc ..... 426/94  
D334,645 S \* 4/1993 Kennedy ..... D1/127  
D452,360 S 12/2001 Terus  
6,491,959 B1 \* 12/2002 Chiang et al. .... 426/560

FIG. 5 is a front elevation view of the snack food chip of the present invention;

FIG. 6 is a left side elevation view of the snack food chip of the present invention; and,

FIG. 7 is a right side elevation view of the snack food chip of the present invention.

**1 Claim, 1 Drawing Sheet**



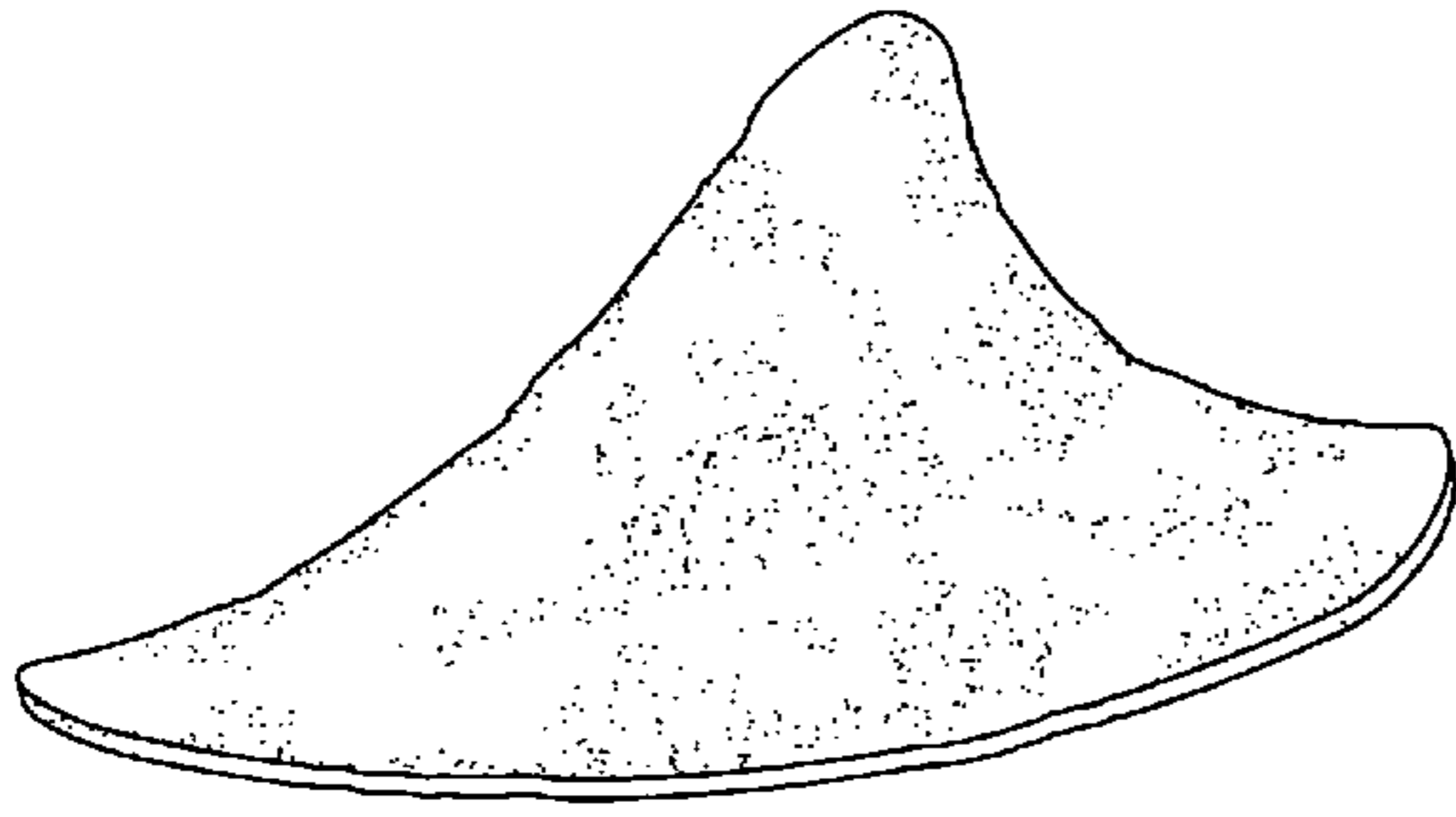


FIG. 1



FIG. 6



FIG. 7

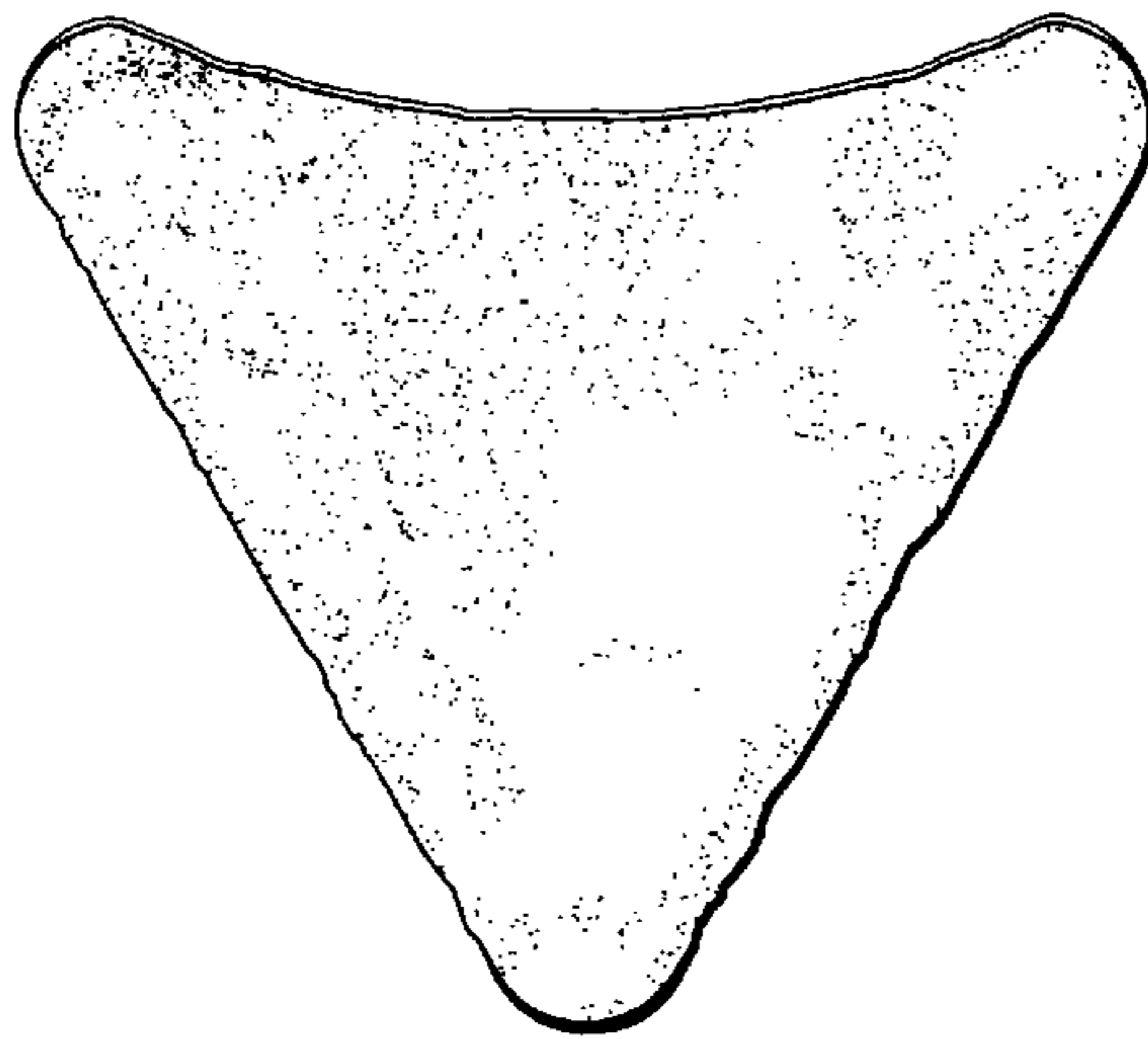


FIG. 2

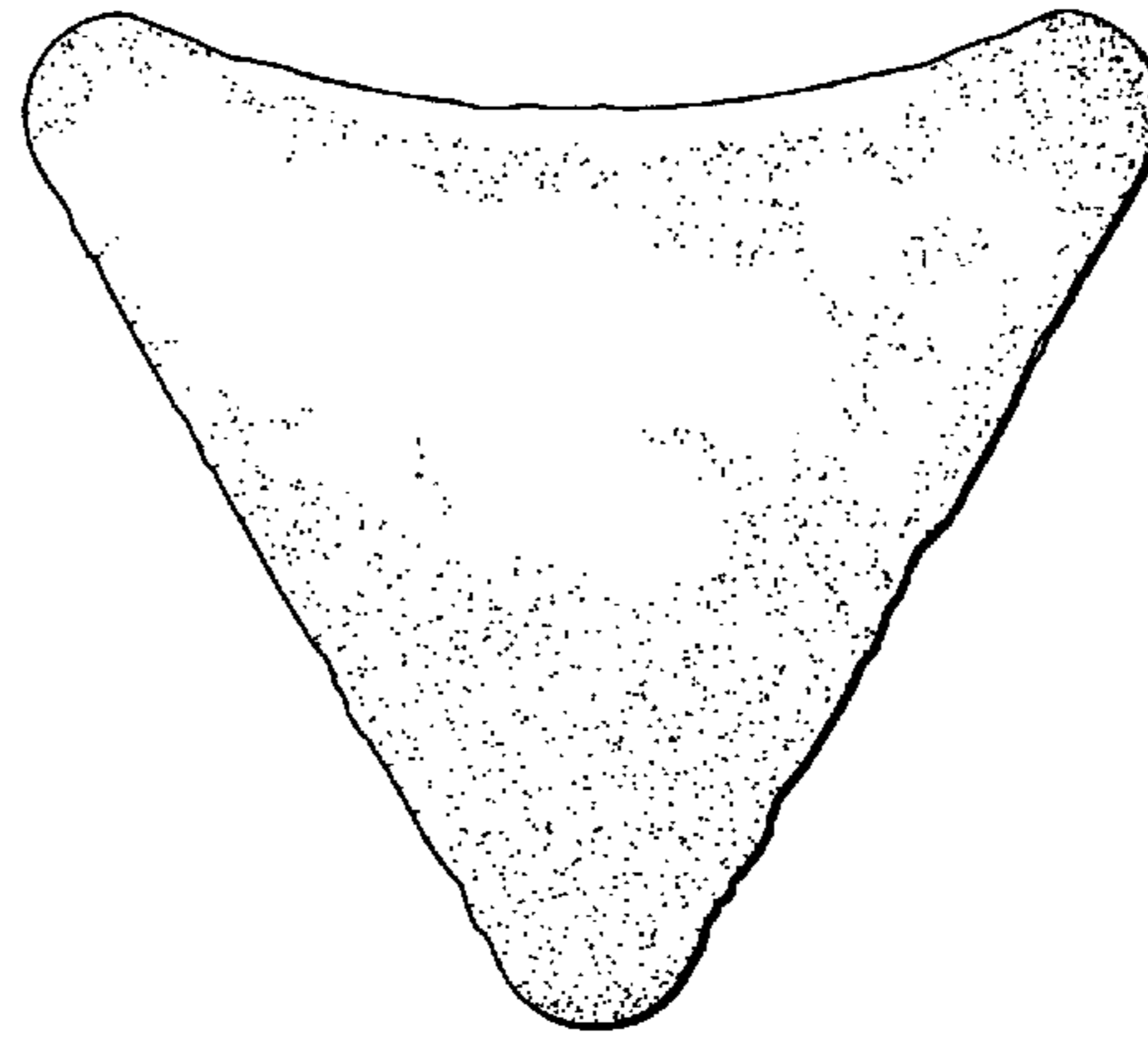


FIG. 3



FIG. 4



FIG. 5