

US00D493270S1

(12) **United States Design Patent** (10) **Patent No.:** **US D493,270 S**  
**Lynch et al.** (45) **Date of Patent:** **\*\* Jul. 20, 2004**

(54) **GUN SAFE DOOR WITH THREE ARM HANDLE**

(75) Inventors: **Peter F. Lynch**, Skaneateles, NY (US); **Scott W. Osiecki**, Skaneateles, NY (US); **Ronald J. Kingston**, Syracuse, NY (US); **Chad P. Paris**, Camillus, NY (US); **Daniel A. Matijas**, Weedsport, NY (US)

(73) Assignee: **John D. Brush & Company, Inc.**, Rochester, NY (US)

(\*\*) Term: **14 Years**

(21) Appl. No.: **29/171,225**

(22) Filed: **Nov. 19, 2002**

(51) **LOC (7) Cl.** ..... **99-00**

(52) **U.S. Cl.** ..... **D99/43; D99/28**

(58) **Field of Search** ..... **D99/28, 43; D8/302, D8/306, 331, 312; 109/59 T; 70/278.1; D6/448; D21/519; 232/43.2, 43.3**

(56) **References Cited**

**U.S. PATENT DOCUMENTS**

D103,629 S	*	3/1937	Davis	.....	D99/28
D203,409 S	*	1/1966	Unter	.....	D8/312
4,669,394 A	*	6/1987	Fogleman et al.	.....	109/59 T
D291,019 S	*	7/1987	Druihet	.....	D99/28
D314,406 S	*	2/1991	Lerch	.....	D21/519
D327,793 S	*	7/1992	McGrory	.....	D6/448
D354,836 S	*	1/1995	Crosby	.....	D99/43

\* cited by examiner

*Primary Examiner*—Paula A. Mortimer  
(74) *Attorney, Agent, or Firm*—Jaeckle Fleischmann & Mugel, LLP

(57) **CLAIM**

An ornamental design for a gun safe door with three arm handle, as shown and described.

**DESCRIPTION**

FIG. 1 is a perspective view of a door for a gun safe according to the design and illustrating the position of the door in relation to the cabinet of a gun safe, the logo on which does not comprise a necessary element of the design;

FIG. 2 is a front view of the design of FIG. 1;

FIG. 3 is a right side view of the design, the left side view being similar to FIG. 3;

FIG. 4 is an enlarged front view of the handle for the gun safe door shown separately for ease of illustration;

FIG. 5 is an enlarged side view of a handle for a gun safe door shown separately for ease of illustration;

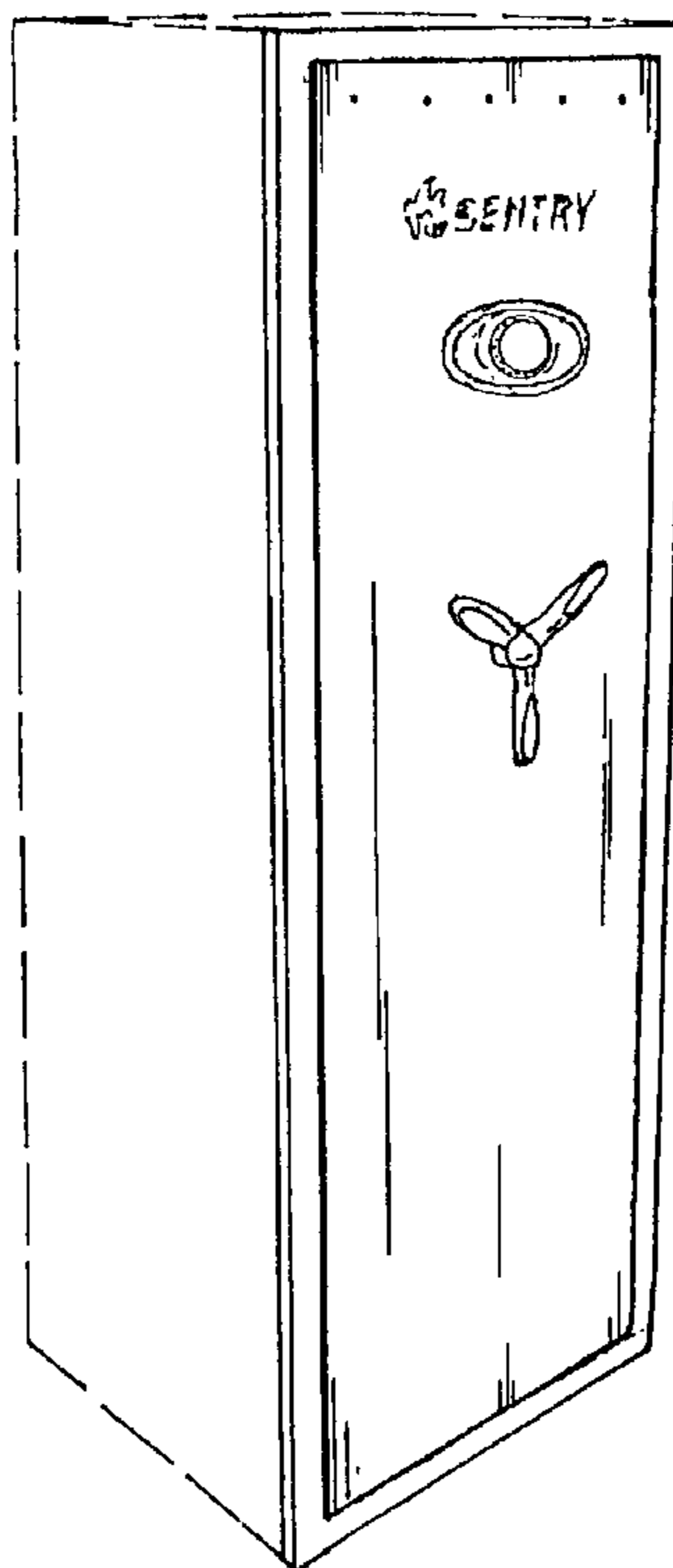
FIG. 6 is an enlarged top view of a gun safe door shown separately for ease of illustration;

FIG. 7 is an enlarged front view of a tumbler lock for the gun safe door shown separately for ease of illustration, and,

FIG. 8 is an enlarged bottom view of the tumbler lock for a gun safe shown separately for ease of illustration.

The broken lines are for illustrative purposes only and forms no part of the claimed design.

**1 Claim, 4 Drawing Sheets**



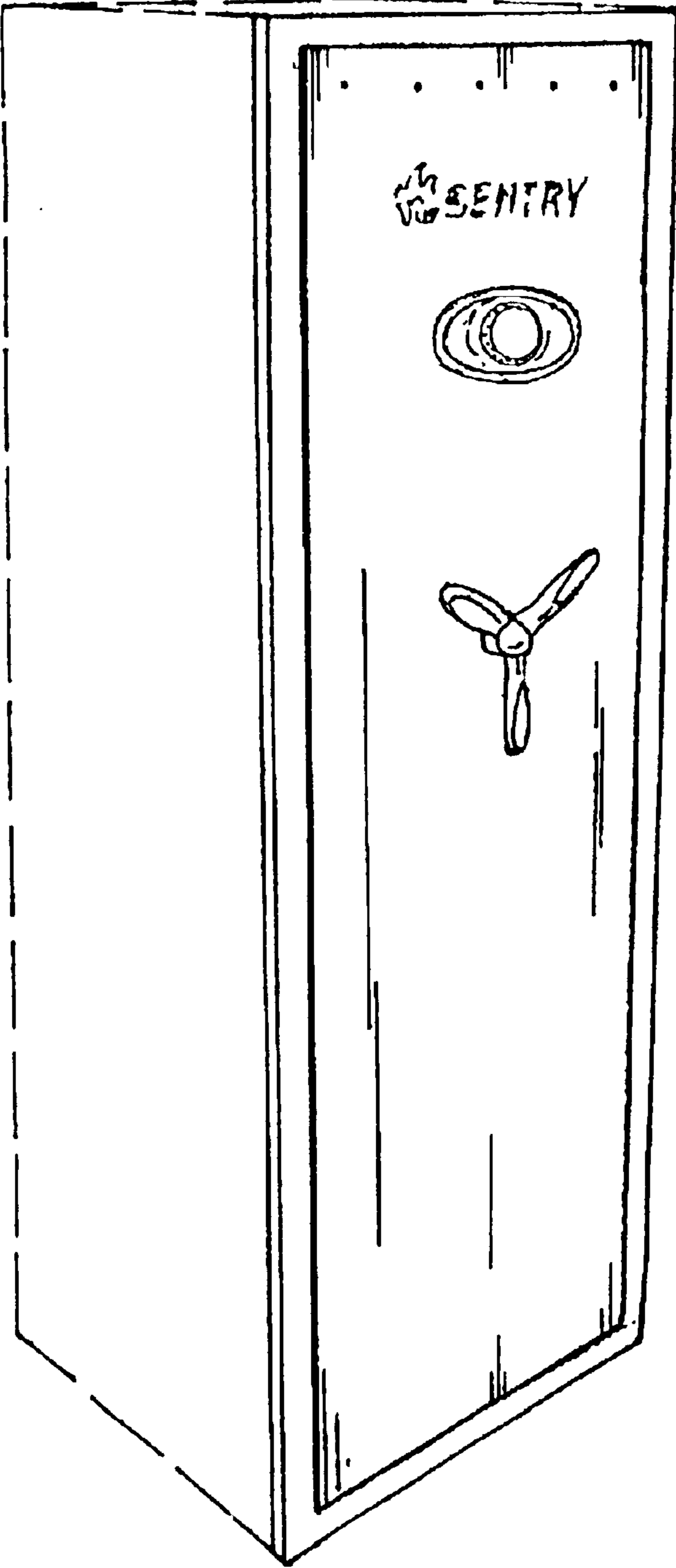


FIG. 1




FIG. 2




FIG. 3




FIG. 5

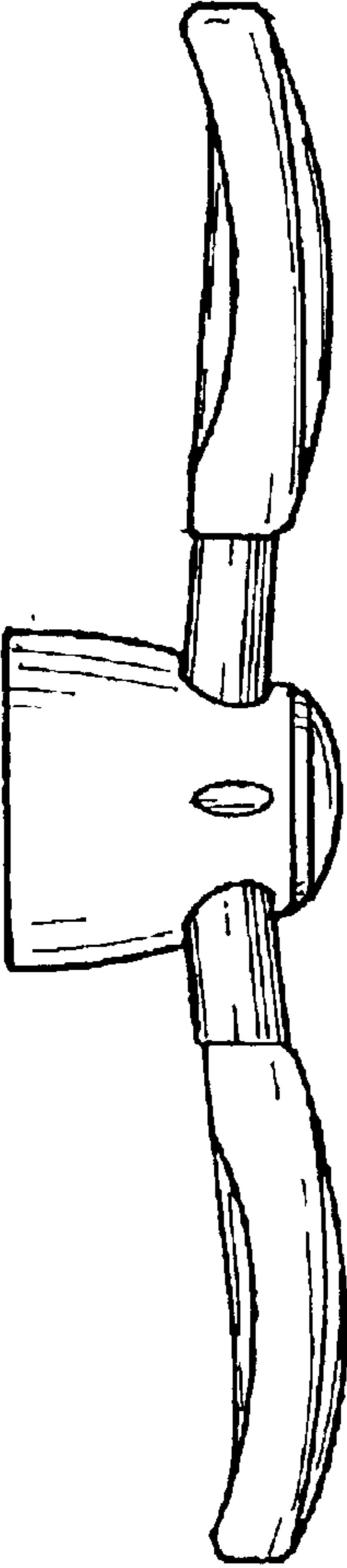


FIG. 6

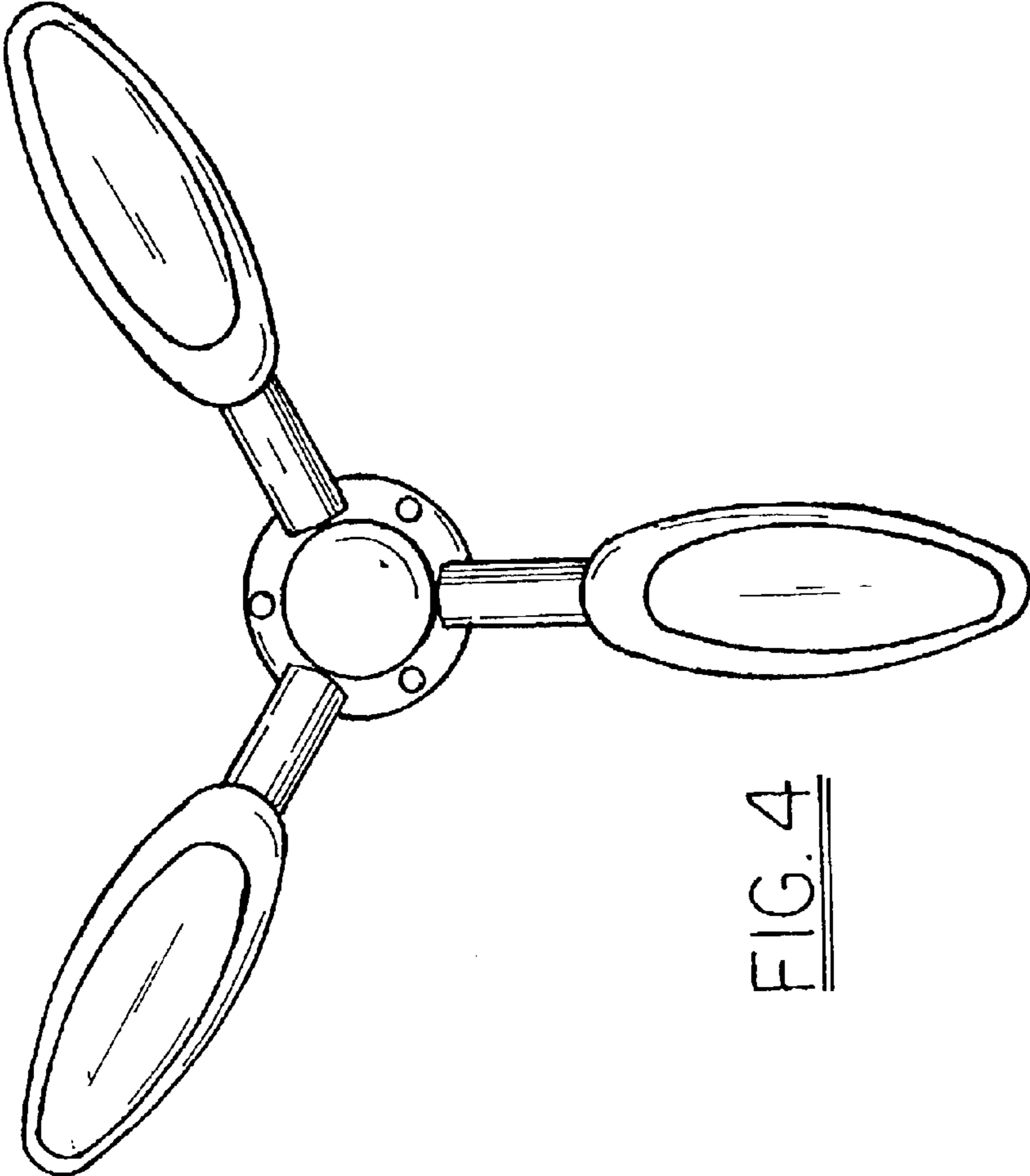


FIG. 4

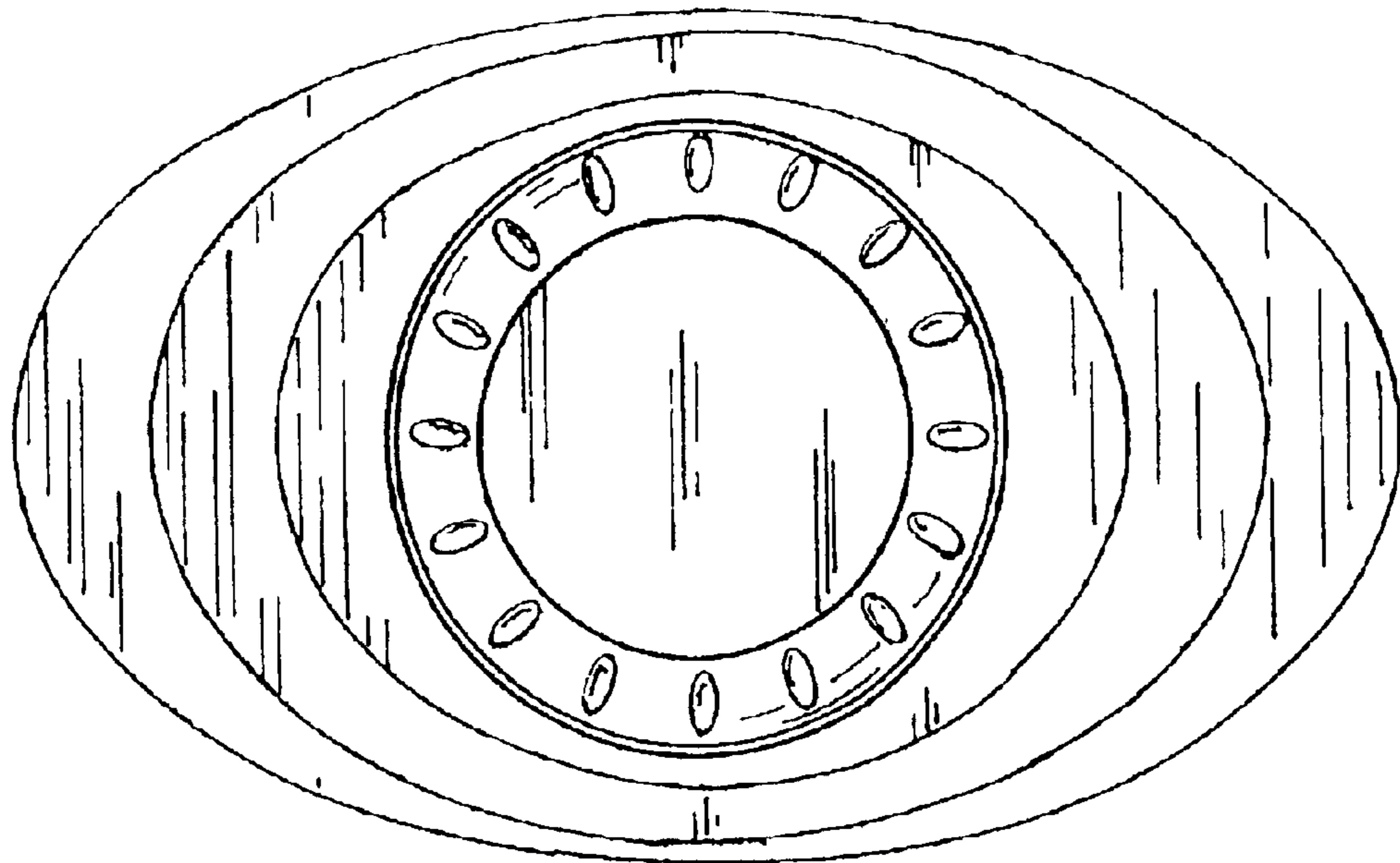


FIG. 7

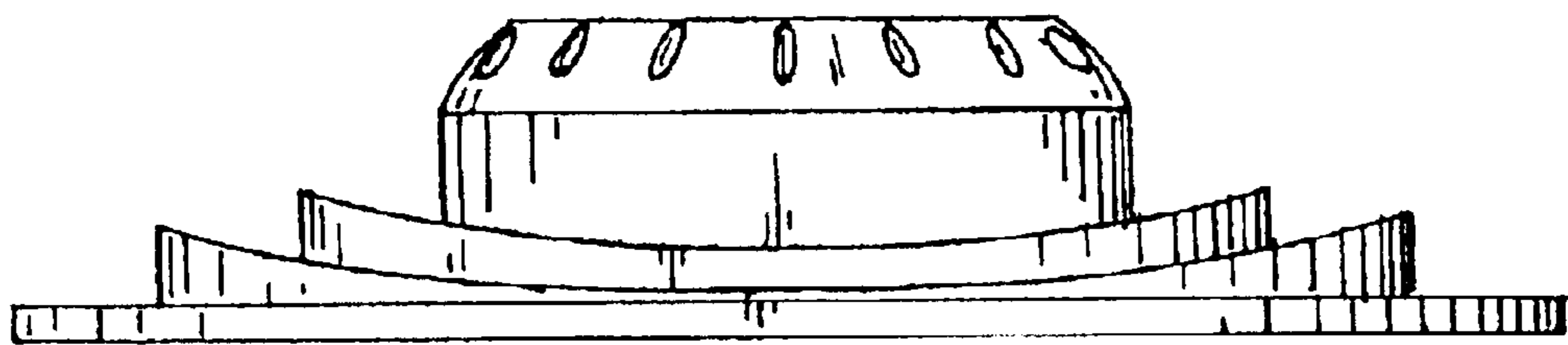


FIG. 8