

US00D493260S1

(12) **United States Design Patent**
Oblack

(10) **Patent No.: US D493,260 S**

(45) **Date of Patent: ** Jul. 20, 2004**

(54) **TENNIS BALL PET TOY**

(76) **Inventor: Mark Oblack, 900 SW. Cedarglade,
Issaquah, WA (US) 98027**

(**) **Term: 14 Years**

(21) **Appl. No.: 29/176,720**

(22) **Filed: Feb. 25, 2003**

(51) **LOC (7) Cl. 30-99**

(52) **U.S. Cl. D30/160; D21/624**

(58) **Field of Search D30/160; 119/702,
119/706-711; D1/101; D21/621, 624, 627,
630; 473/52, 411, 488, 576; 273/317.5,
317.2, 317.4, 108.1, 108.2; 446/97, 104,
106, 119, 125**

(56) **References Cited**

U.S. PATENT DOCUMENTS

D62,489 S	6/1923	Lange	
D79,894 S	* 11/1929	Moore	D1/101
D171,733 S	* 3/1954	Roberts	D21/624
D218,333 S	* 8/1970	Cummings	D21/627
3,590,516 A	7/1971	Dunn et al.	446/97
4,321,888 A	* 3/1982	Topliffe	473/576
D278,731 S	5/1985	Cohorst et al.	D21/630
D286,942 S	* 12/1986	Saladino et al.	D1/101
5,092,272 A	3/1992	O'Rourke	119/709
D325,761 S	4/1992	Hoglund	D21/627
D342,557 S	12/1993	Frick	D21/630
5,338,027 A	* 8/1994	Rehkemper et al.	473/588
5,351,650 A	* 10/1994	Graves	119/707
D357,500 S	* 4/1995	Mutterperl	D21/713
D390,285 S	2/1998	Conley et al.	D21/630
5,961,406 A	* 10/1999	Hass	119/707

D436,147 S	1/2001	Barnes	D21/624
6,216,640 B1	* 4/2001	Zelinger	119/707
D452,593 S	12/2001	Kaplan	D30/160
D453,806 S	2/2002	Cash	D21/627
D459,414 S	6/2002	Cash	D21/627
6,672,931 B1	* 1/2004	Bagely	446/125

OTHER PUBLICATIONS

R.C.Steele catalog; Mar. 5, 2002; p. 63; Tug 'n Talk dog toys; #RC20-6649.*

R.C. Steele catalog; Mar. 5, 2002; p. 65; #RC20-6751 plush Soccer, Baseball, Football or Basketball w/sturdy cotton rope attached for tug o' war w/your dog.*

Doctors Foster & Smith catalog; Mar. 12, 2002; p. 126; #CS-10704 Jumbo Moppets dog toys with rope.*

Doctors Foster & Smith catalog; Mar. 12, 2002; p. 128; #CS10586 & #cs-10579 Dog Toys with rope.*

* cited by examiner

Primary Examiner—Cathy Anne MacCormac

(74) *Attorney, Agent, or Firm*—Kathleen T. Petrich

(57) **CLAIM**

I claim the ornamental design for a tennis ball pet toy, as shown and described.

DESCRIPTION

FIG. 1 is a front perspective view of a tennis ball pet toy of the present invention;

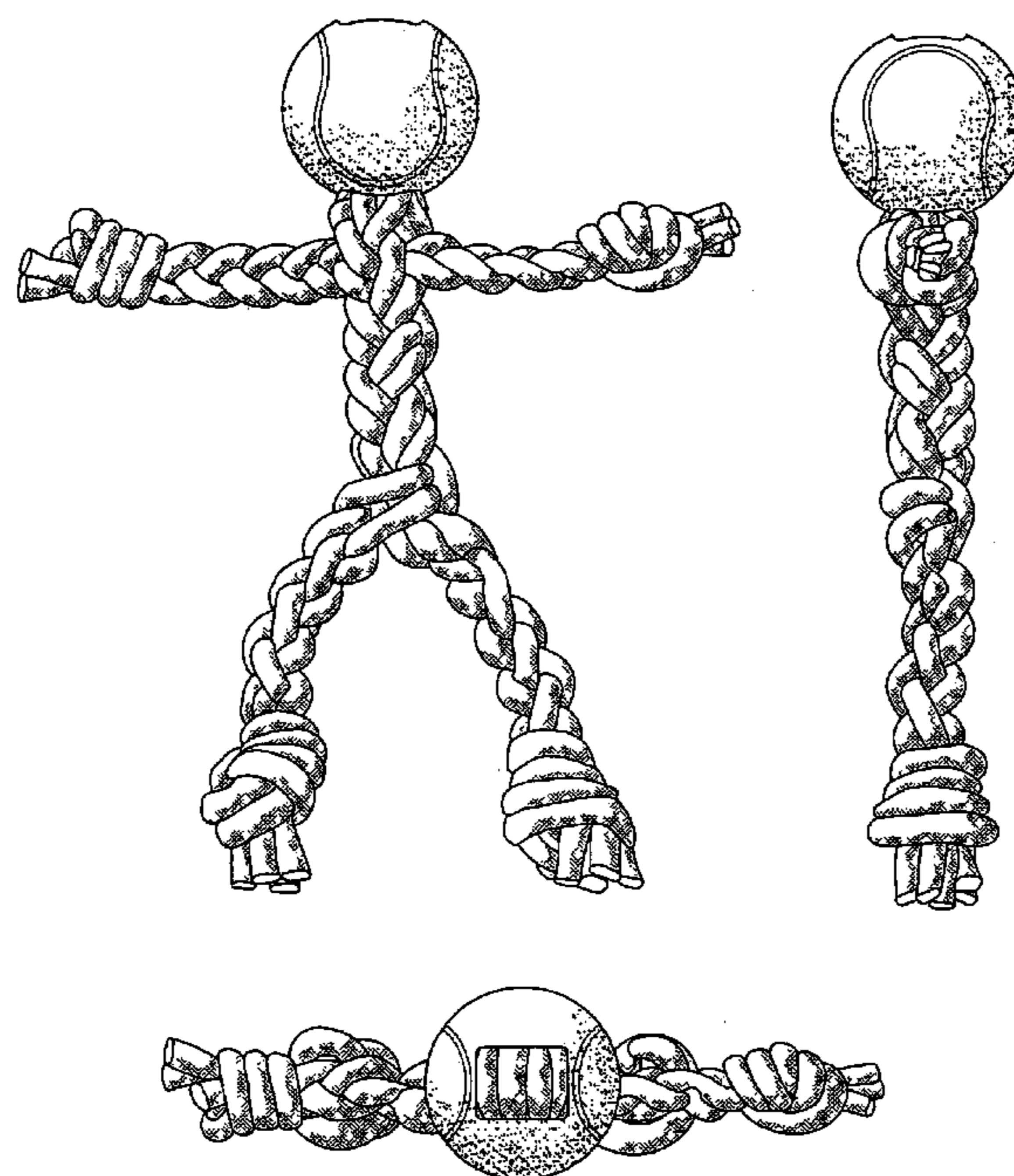
FIG. 2 is a rear view thereof;

FIG. 3 is a right side view thereof, with the left side view being a mirror image;

FIG. 4 is a top plan view thereof; and,

FIG. 5 is a bottom plan view thereof.

1 Claim, 3 Drawing Sheets






Fig. 1

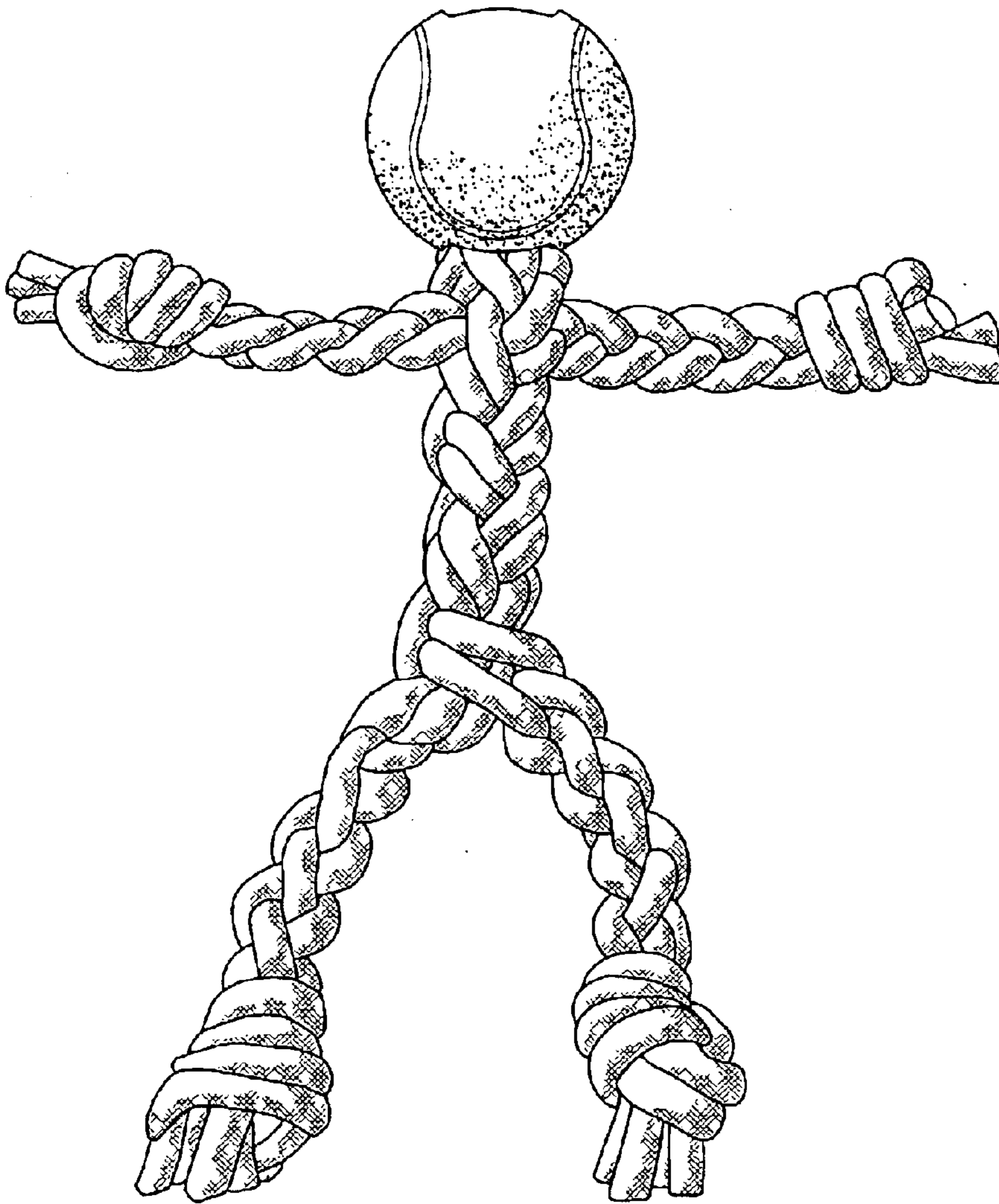


Fig. 2

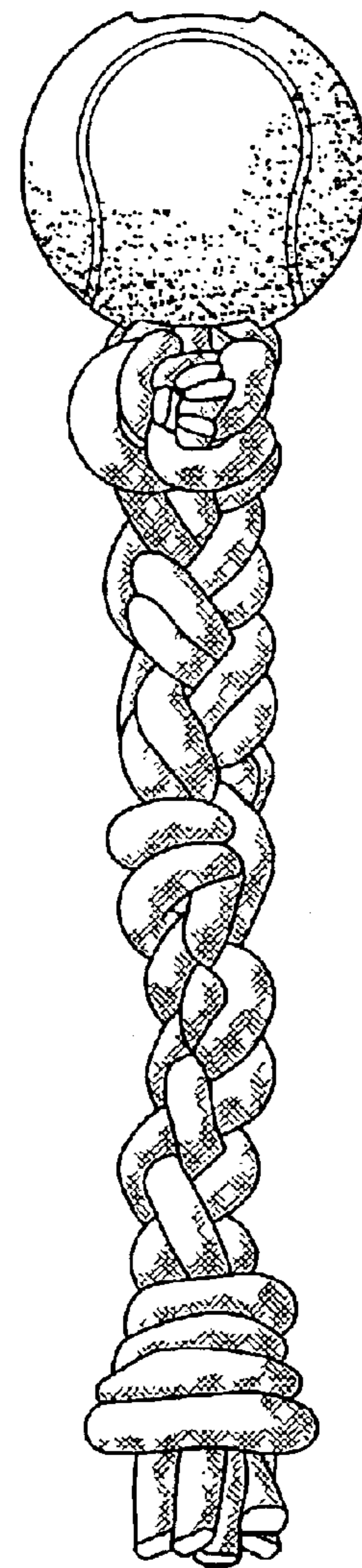


Fig. 3

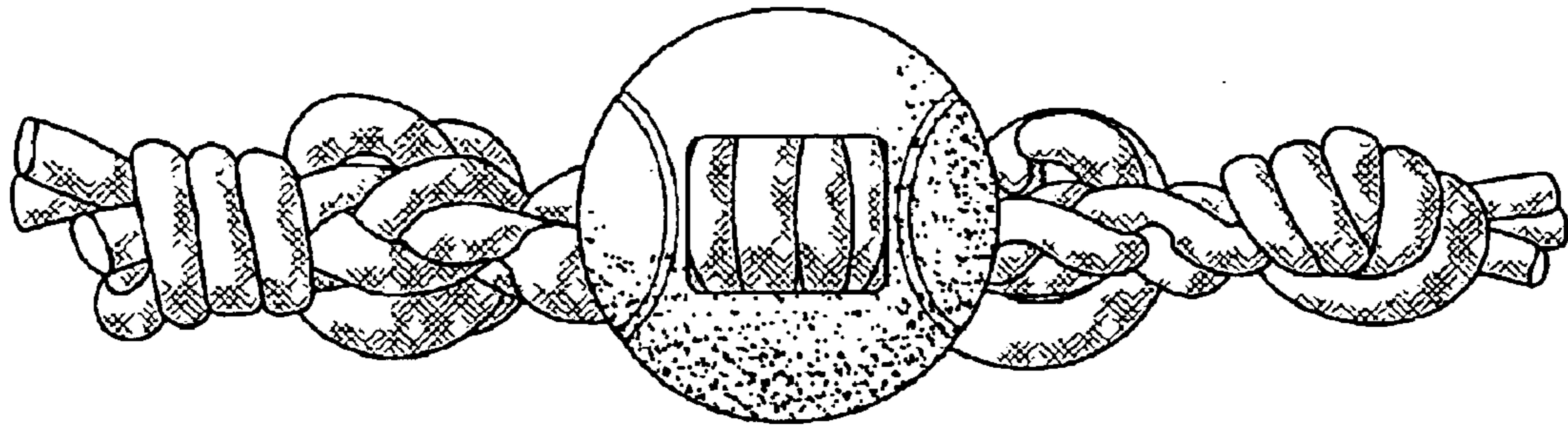


Fig. 4

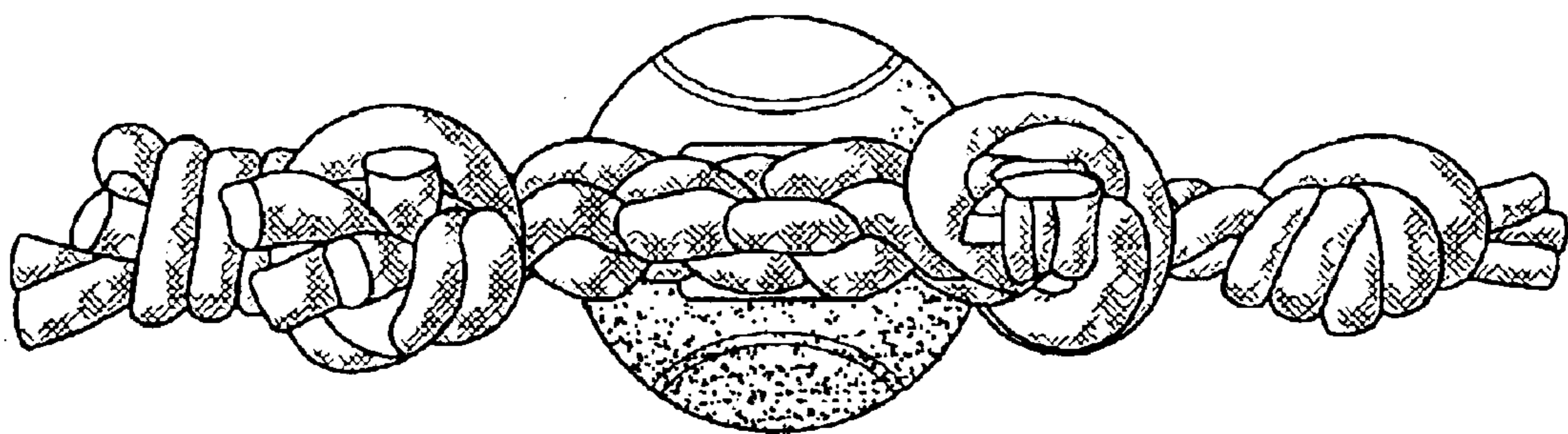


Fig. 5