

US00D493256S1

(12) **United States Design Patent**  
**Kim**

(10) **Patent No.:** **US D493,256 S**

(45) **Date of Patent:** **\*\* Jul. 20, 2004**

- (54) **TRAY**
- (75) **Inventor:** **Dae Jin Kim**, Bayside, NY (US)
- (73) **Assignee:** **Kiss Products, Inc.**, Port Washington, NY (US)
- (\*\*) **Term:** **14 Years**
- (21) **Appl. No.:** **29/168,799**
- (22) **Filed:** **Oct. 9, 2002**
- (51) **LOC (7) Cl.** ..... **28-03**
- (52) **U.S. Cl.** ..... **D28/61; D24/230; D7/554.3**
- (58) **Field of Search** ..... **D28/61, 73; D7/359, D7/354, 409, 554.3; D24/227, 230, 130; 206/557, 558, 562, 563, 363, 364, 366, 369, 370**

- D387,874 S \* 12/1997 Vila ..... D24/227
- 5,851,484 A \* 12/1998 Forno et al. .... 206/370
- D408,682 S \* 4/1999 Costa ..... D7/354
- 5,913,422 A \* 6/1999 Cote et al. .... 206/370
- 6,193,932 B1 \* 2/2001 Wu et al. .... 206/370

\* cited by examiner

*Primary Examiner*—Jennifer Rivard  
(74) *Attorney, Agent, or Firm*—Collard & Roe, P.C.

(57) **CLAIM**

The ornamental design for a tray, as shown and described.

**DESCRIPTION**

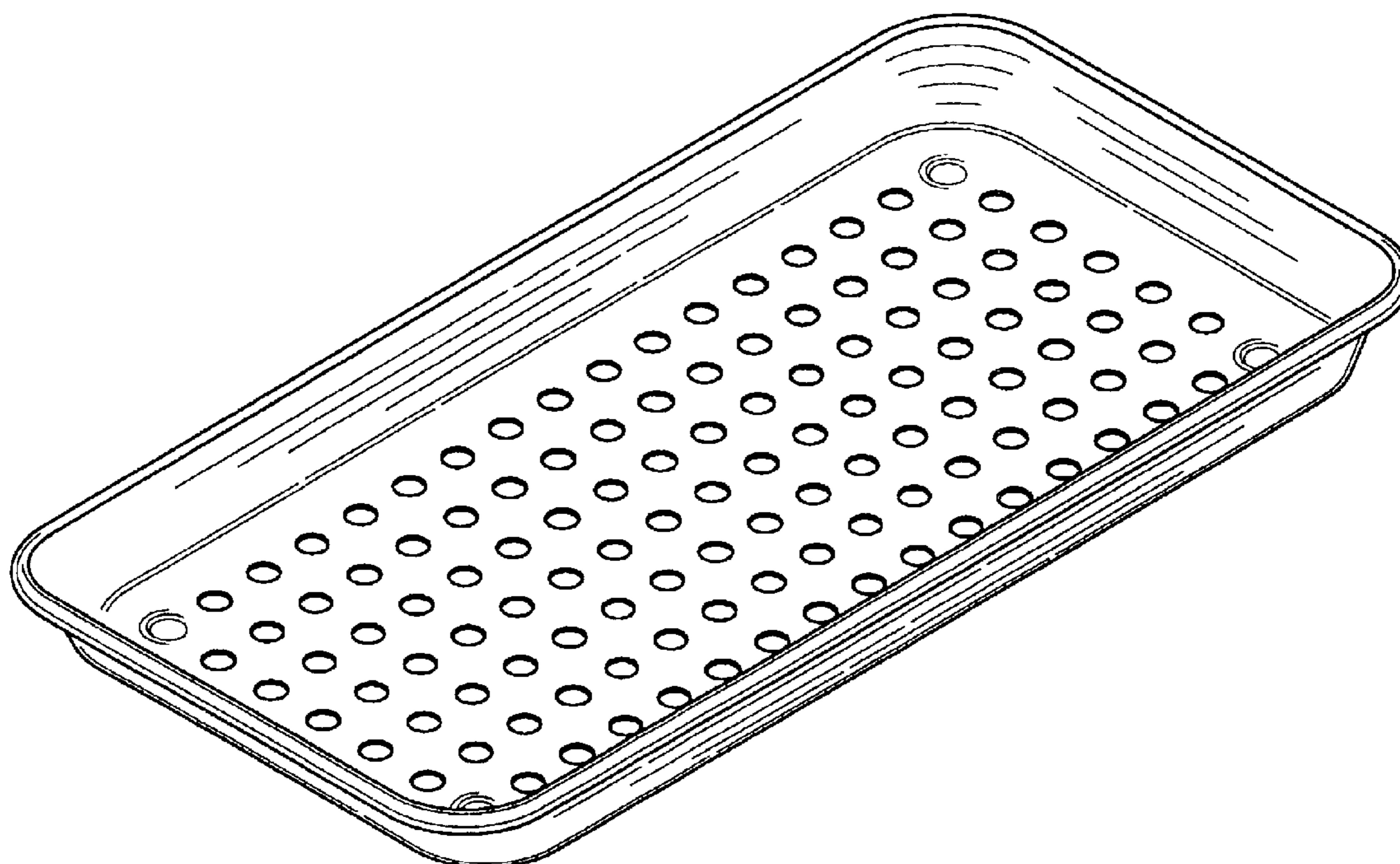
FIG. 1 shows a perspective view of my design for a tray according to the invention.  
 FIG. 2 shows a side view thereof, with the opposite side view being identical.  
 FIG. 3 shows a front view thereof, with the opposite side view being identical.  
 FIG. 4 shows a top view thereof; and,  
 FIG. 5 shows a bottom view thereof.

(56) **References Cited**

**U.S. PATENT DOCUMENTS**

- 2,057,951 A \* 10/1936 Ingram et al. .... D7/359
- 5,353,930 A \* 10/1994 Berry, Jr. .... 206/370
- D362,572 S \* 9/1995 Joseph, Jr. .... D6/511

**1 Claim, 2 Drawing Sheets**



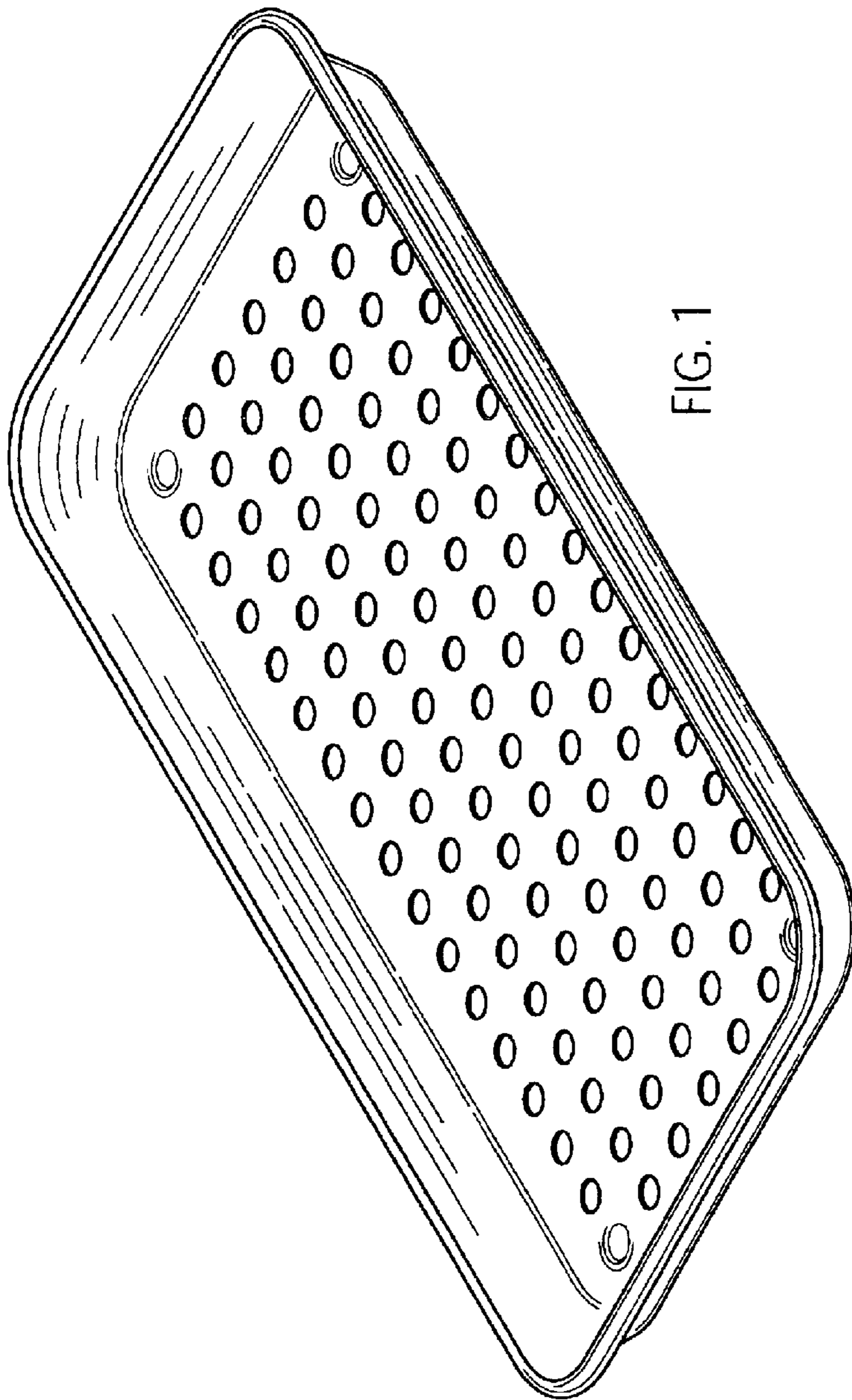


FIG. 1

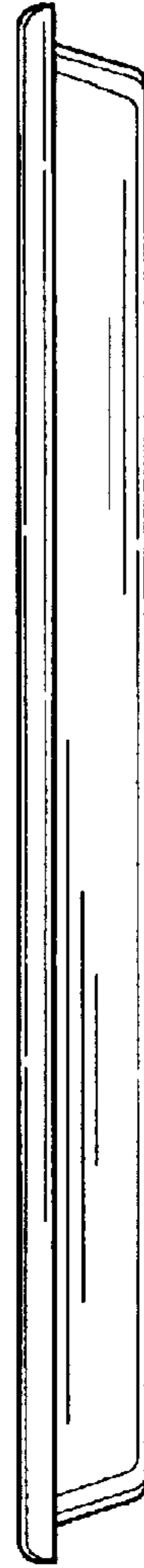


FIG. 2




FIG. 3

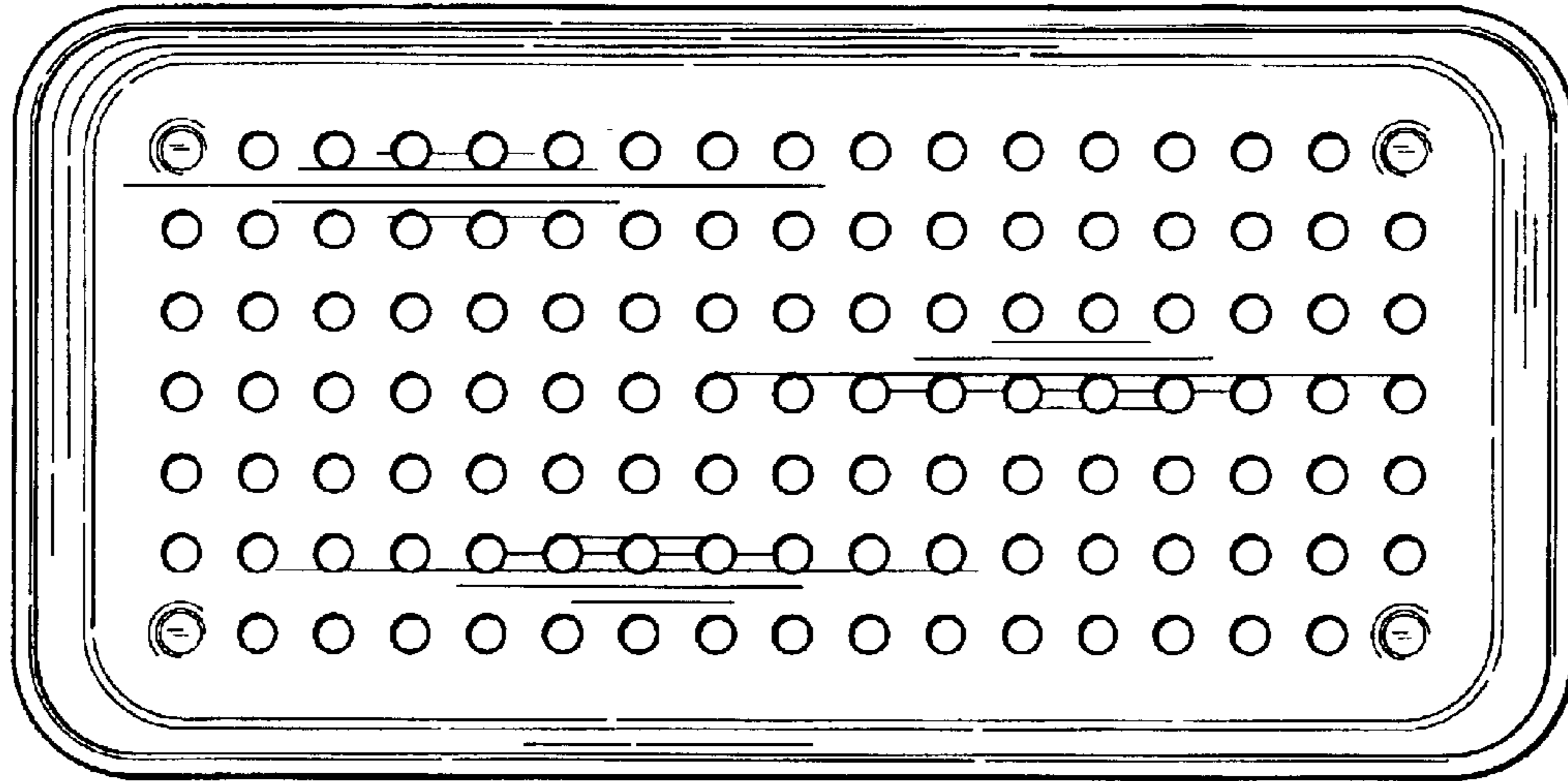


FIG. 4

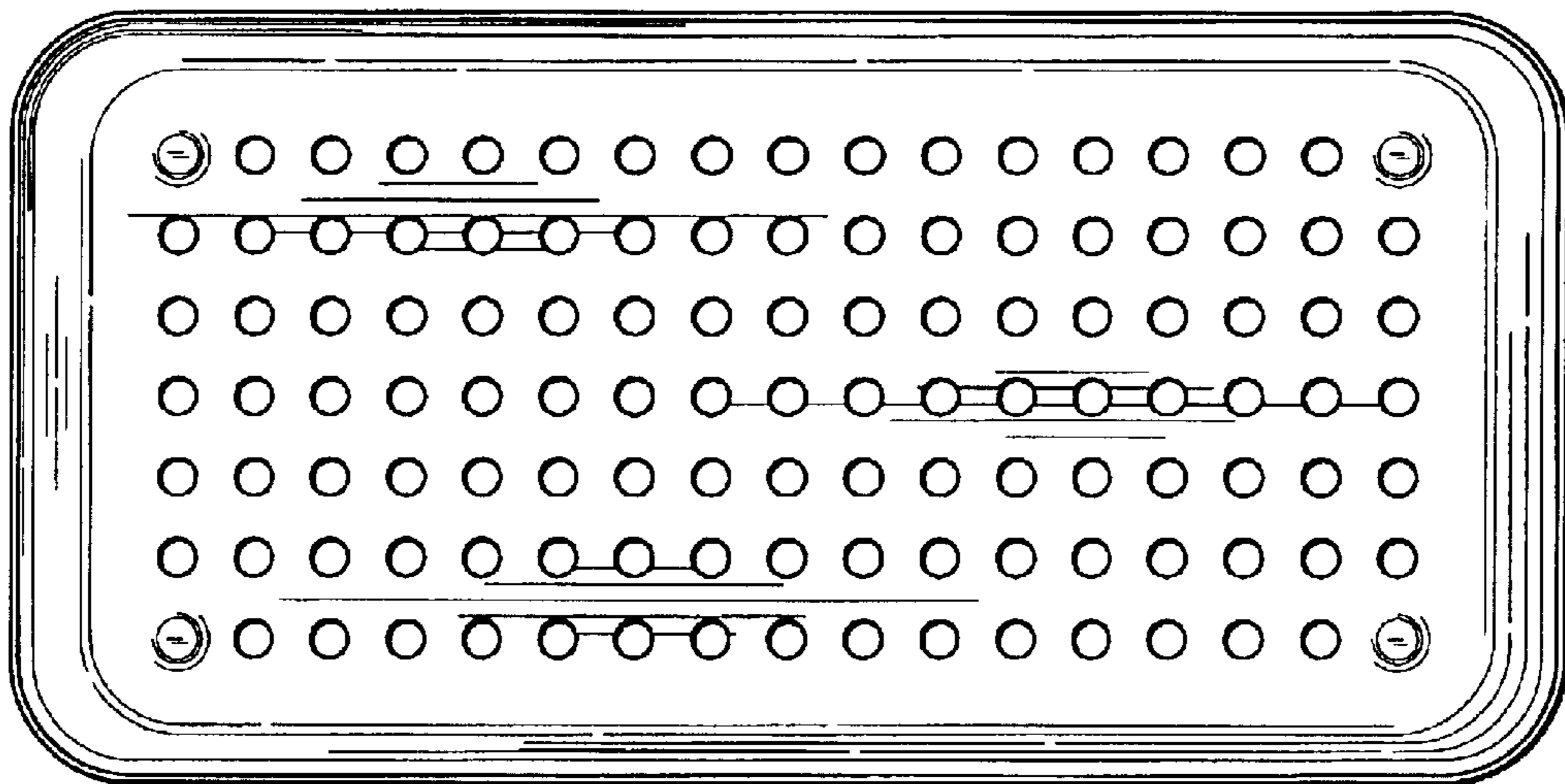


FIG. 5