

US00D493255S1

(12) **United States Design Patent**
Lamagna

(10) **Patent No.:** **US D493,255 S**
(45) **Date of Patent:** **** Jul. 20, 2004**

(54) **TWEEZER**

(75) **Inventor:** **Dal Lamagna**, Poulsbo, WA (US)
(73) **Assignee:** **Tweezerman Corporation**, Glen Cove, NY (US)
(**) **Term:** **14 Years**

(21) **Appl. No.:** **29/179,083**
(22) **Filed:** **Apr. 4, 2003**

(51) **LOC (7) Cl.** **28-03**
(52) **U.S. Cl.** **D28/55**
(58) **Field of Search** D28/55; D7/686;
606/210; 294/99.2

(56) **References Cited**

U.S. PATENT DOCUMENTS

2,608,698 A * 9/1952 Mindheim 294/99.2
3,741,602 A * 6/1973 Ploeckelmann 294/99.2
5,487,578 A * 1/1996 Williams 294/99.2
D454,981 S * 3/2002 Lamagna et al. D28/55

OTHER PUBLICATIONS

Catalog, SOFT Marketing & Handelsgs. mbH, (Nov. 30, 1993), pp. 69–70.

* cited by examiner

Primary Examiner—Jennifer Rivard

(74) *Attorney, Agent, or Firm*—Kenyon & Kenyon

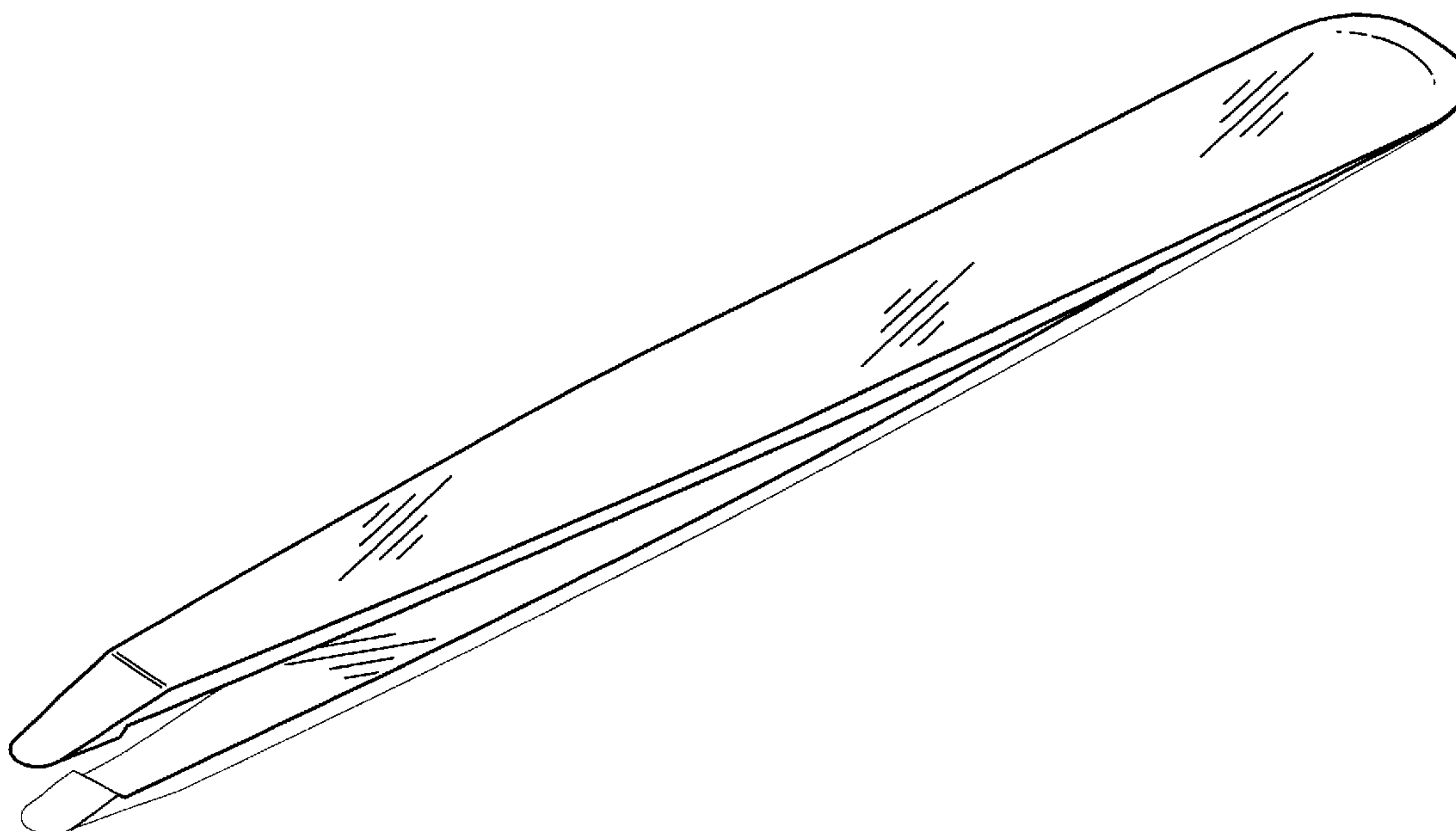
(57) **CLAIM**

The ornamental design for a tweezer, as shown and described.

DESCRIPTION

FIG. 1 is a perspective view of a tweezer showing my new design;
FIG. 2 is a right side view thereof, the left side view thereof being identical to the right side view;
FIG. 3 is a top view thereof, the bottom view thereof being identical to the top view;
FIG. 4 is a front view thereof; and,
FIG. 5 is a rear view thereof.

1 Claim, 1 Drawing Sheet



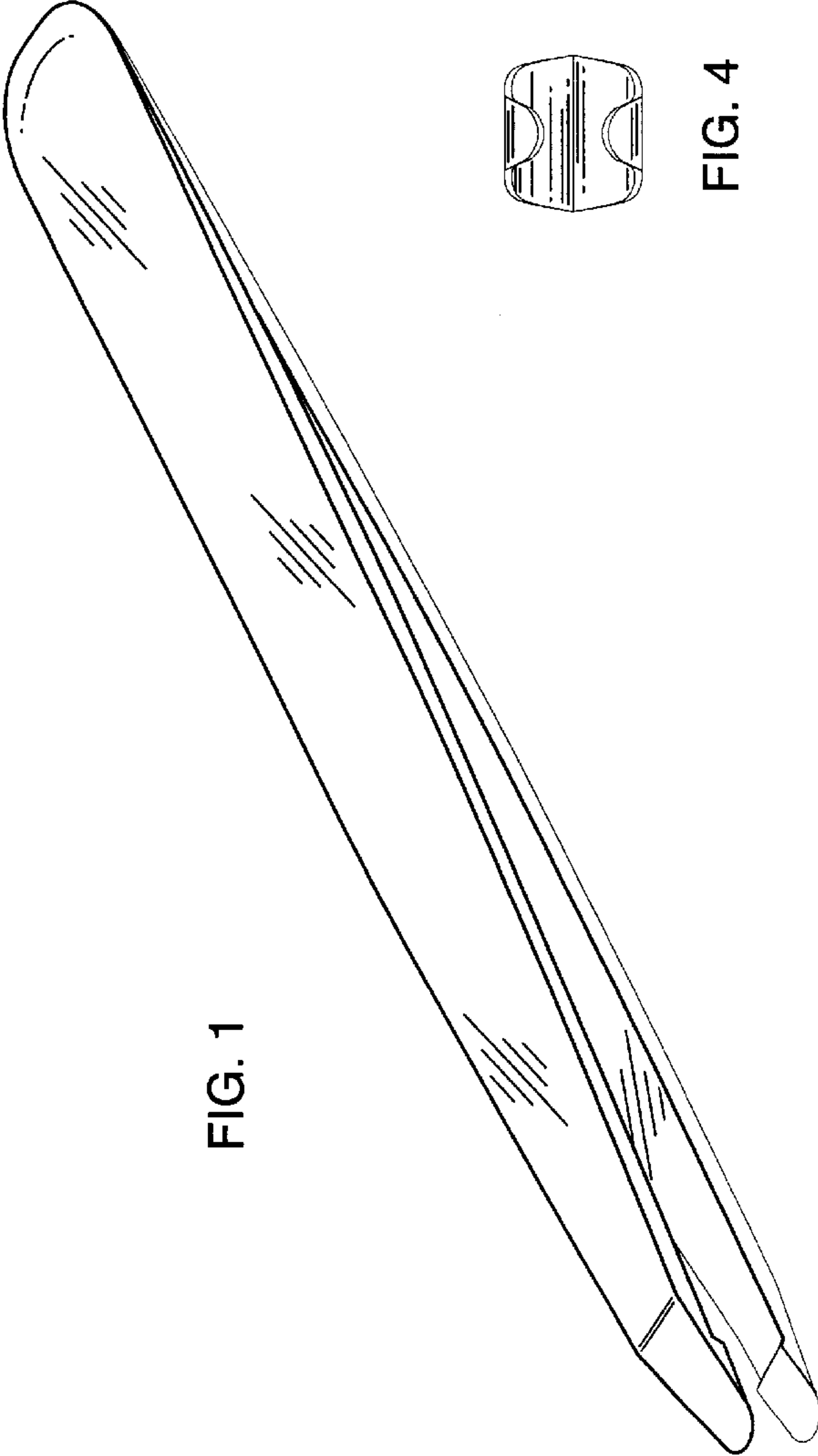


FIG. 1

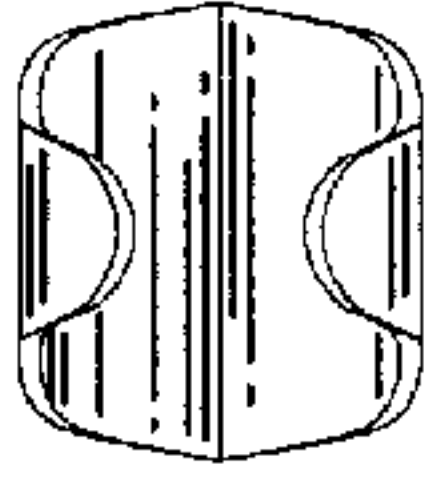


FIG. 4



FIG. 5




FIG. 2

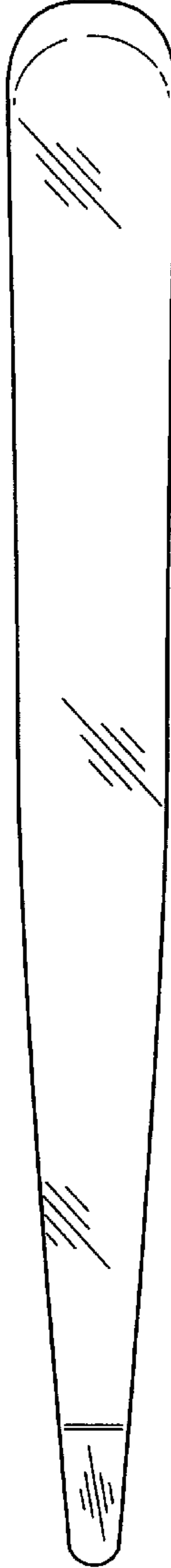


FIG. 3