

US00D493225S1

(12) **United States Design Patent** (10) **Patent No.:** **US D493,225 S**
Varga et al. (45) **Date of Patent:** **** Jul. 20, 2004**

(54) **IMPLANT**
(75) Inventors: **Peter Pal Varga**, Budapest (HU);
James W. Ogilvie, Minneapolis, MN
(US)
(73) Assignee: **Ortho Development Corporation**,
Draper, UT (US)
(**) Term: **14 Years**

EP 0 538 183 4/1993
EP 0 599 419 6/1994
FR 2 736 537 1/1997
WO WO 94/26213 11/1994
WO WO 97/06753 2/1997
WO WO 97/15247 5/1997
WO WO 98/17209 4/1998
WO WO 98/55052 12/1998
WO WO 98/56319 12/1998
WO WO 98/56433 12/1998

(21) Appl. No.: **29/185,044**
(22) Filed: **Jun. 19, 2003**

Related U.S. Application Data

(63) Continuation of application No. 10/358,103, filed on Feb. 3, 2003, now abandoned, which is a continuation of application No. 10/188,281, filed on Jul. 1, 2002, now abandoned, which is a continuation of application No. 09/592,072, filed on Jun. 12, 2000, now Pat. No. 6,579,318.

(51) **LOC (7) Cl.** **24-03**
(52) **U.S. Cl.** **D24/155**
(58) **Field of Search** D24/155; 606/61,
606/69; 604/500; 623/17.16, 17.15

(56) **References Cited**

U.S. PATENT DOCUMENTS

4,479,491 A 10/1984 Martin
4,627,853 A 12/1986 Campbell et al.
4,678,470 A 7/1987 Nashef et al.
4,714,469 A 12/1987 Kenna
4,863,477 A 9/1989 Monson
4,904,261 A 2/1990 Dove
4,932,969 A 6/1990 Frey et al.
4,950,296 A 8/1990 McIntyre
5,053,049 A 10/1991 Campbell
5,071,437 A 12/1991 Steffee
5,092,893 A 3/1992 Smith

(List continued on next page.)

FOREIGN PATENT DOCUMENTS

DE 197 10 392 7/1999

OTHER PUBLICATIONS

Péter Pál Varga. "Dekompresszø és rigid stabilizálás (fusio)." *Lumbalis spinalis stenosis*, pp. 98-113. 1995. (with English translation).

Primary Examiner—Antoine D Davis
(74) *Attorney, Agent, or Firm*—Clayton, Howarth & Cannon, P.C.

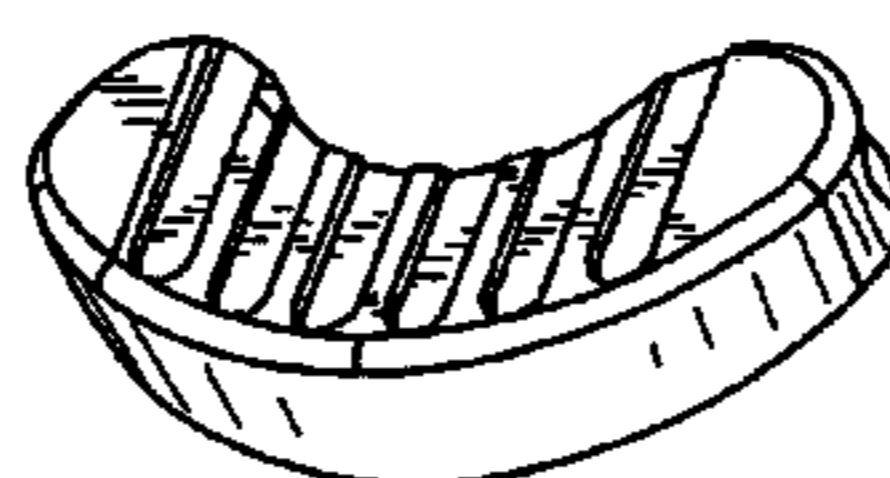
(57) **CLAIM**

We claim the ornamental design for an implant, as shown and described.

DESCRIPTION

FIG. 1 is a perspective view thereof;
FIG. 2 is a top view thereof;
FIG. 3 is a bottom view thereof;
FIG. 4 is a right side view thereof;
FIG. 5 is a left side view thereof;
FIG. 6 is a front view thereof;
FIG. 7 is a rear view thereof;
FIG. 8 is a perspective view of a second, alternative embodiment of the implant of FIG. 1;
FIG. 9 is a top view of the implant of FIG. 8;
FIG. 10 is a bottom view of the implant of FIG. 8;
FIG. 11 is a right side view of the implant of FIG. 8;
FIG. 12 is a left side view of the implant of FIG. 8;
FIG. 13 is a front view of the implant of FIG. 8; and,
FIG. 14 is a rear view of the implant of FIG. 8.
The portions of the figures shown in broken lines are for illustrative purposes only and form no part of the claimed design pertaining to the particular embodiment showing the broken lines.

1 Claim, 2 Drawing Sheets



U.S. PATENT DOCUMENTS					
5,123,926 A	6/1992	Pisharodi	5,888,224 A	3/1999	Beckers et al.
5,171,281 A	12/1992	Parsons et al.	5,888,226 A	3/1999	Rogozinski
5,192,326 A	3/1993	Bao et al.	5,888,227 A	3/1999	Cottle
5,192,327 A	3/1993	Brantigan	5,888,228 A	3/1999	Knothe et al.
5,275,954 A	1/1994	Wolfenbarger et al.	5,897,556 A	4/1999	Drewry et al.
5,306,303 A	4/1994	Lynch	5,897,593 A	4/1999	Kohrs et al.
5,306,308 A	4/1994	Gross et al.	5,961,554 A	10/1999	Janson et al.
5,306,309 A	4/1994	Wagner et al.	5,972,368 A	10/1999	McKay
5,344,459 A	9/1994	Swartz	5,989,289 A	11/1999	Coates et al.
5,425,772 A	6/1995	Brantigan	6,022,376 A	2/2000	Assell et al.
5,458,638 A	10/1995	Kuslich et al.	6,045,580 A	4/2000	Scarborough et al.
5,458,643 A	10/1995	Oka et al.	6,059,829 A	5/2000	Schläpfer et al.
5,514,180 A	5/1996	Heggeness et al.	6,080,158 A	6/2000	Lin
5,534,028 A	7/1996	Bao et al.	6,093,205 A	7/2000	McLeod et al.
5,534,030 A	7/1996	Navarro et al.	6,096,081 A	8/2000	Grivas et al.
5,545,229 A	8/1996	Parsons et al.	6,117,174 A	9/2000	Nolan
5,556,379 A	9/1996	Wolfenbarger	6,132,465 A	10/2000	Ray et al.
5,571,192 A	11/1996	Schönhöffer	6,139,579 A	10/2000	Steffee et al.
5,593,409 A	1/1997	Michelson	6,143,031 A	11/2000	Knothe et al.
5,609,637 A	3/1997	Biedermann et al.	6,143,032 A	11/2000	Schafer et al.
5,645,598 A	7/1997	Brosnahan, III	6,143,033 A	11/2000	Paul et al.
5,653,762 A	8/1997	Pisharodi	6,146,422 A	11/2000	Lawson
5,658,337 A	8/1997	Kohrs et al.	6,149,651 A	11/2000	Drewry et al.
5,674,295 A	10/1997	Ray et al.	6,156,067 A	12/2000	Bryan et al.
5,676,702 A	10/1997	Ratron	6,159,244 A	12/2000	Suddaby
5,702,449 A	12/1997	McKay	6,162,252 A	12/2000	Kuras et al.
5,702,451 A	12/1997	Biedermann et al.	6,179,874 B1	1/2001	Cauthen
5,702,455 A	12/1997	Saggar	6,210,412 B1	4/2001	Michelson
5,722,977 A	3/1998	Wilhelmy	6,217,579 B1	4/2001	Koros
5,725,579 A	3/1998	Fages et al.	6,235,059 B1	5/2001	Benezech et al.
5,728,159 A	3/1998	Stroeve et al.	6,245,072 B1	6/2001	Zdeblick et al.
5,741,253 A	4/1998	Michelson	6,245,108 B1	6/2001	Biscup
5,755,798 A	5/1998	Papavero et al.	6,258,125 B1	7/2001	Paul et al.
5,766,252 A	6/1998	Henry et al.	6,261,586 B1	7/2001	McKay
5,766,253 A	6/1998	Brosnahan, III	6,264,655 B1	7/2001	Pisharodi
5,776,199 A	7/1998	Michelson	6,264,656 B1	7/2001	Michelson
5,785,710 A	7/1998	Michelson	6,277,149 B1	8/2001	Boyle et al.
5,797,871 A	8/1998	Wolfenbarger, Jr.	6,296,641 B2	10/2001	Burkhead et al.
5,814,084 A	9/1998	Grivas et al.	6,296,647 B1	10/2001	Robioneck et al.
5,820,581 A	10/1998	Wolfenbarger, Jr.	6,302,914 B1	10/2001	Michelson
5,824,094 A	10/1998	Serhan et al.	6,306,170 B2	10/2001	Ray
5,860,973 A	1/1999	Michelson	6,309,421 B1	10/2001	Pisharodi
5,861,041 A	1/1999	Tienboon	6,315,795 B1	11/2001	Scarborough et al.
5,865,845 A	2/1999	Thalgott	6,315,797 B1	11/2001	Middleton
5,876,457 A	3/1999	Picha et al.	6,387,130 B1	5/2002	Stone et al.
5,888,222 A	3/1999	Coates et al.	6,402,785 B1	6/2002	Zbedlick et al.
5,888,223 A	3/1999	Bray, Jr.	2001/0000532 A1	4/2001	Michelson
			2001/0001129 A1	5/2001	McKay et al.

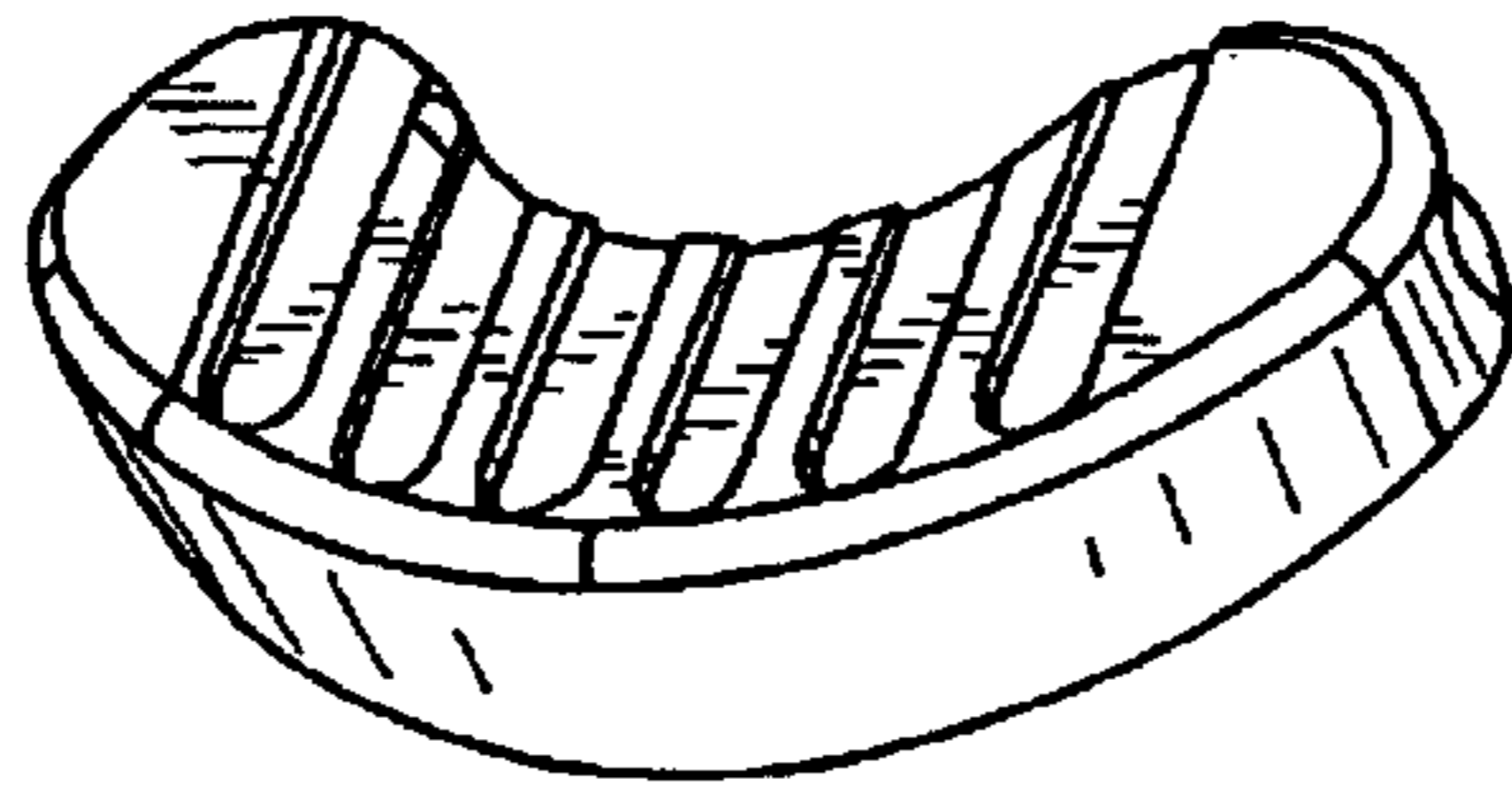


Fig. 1

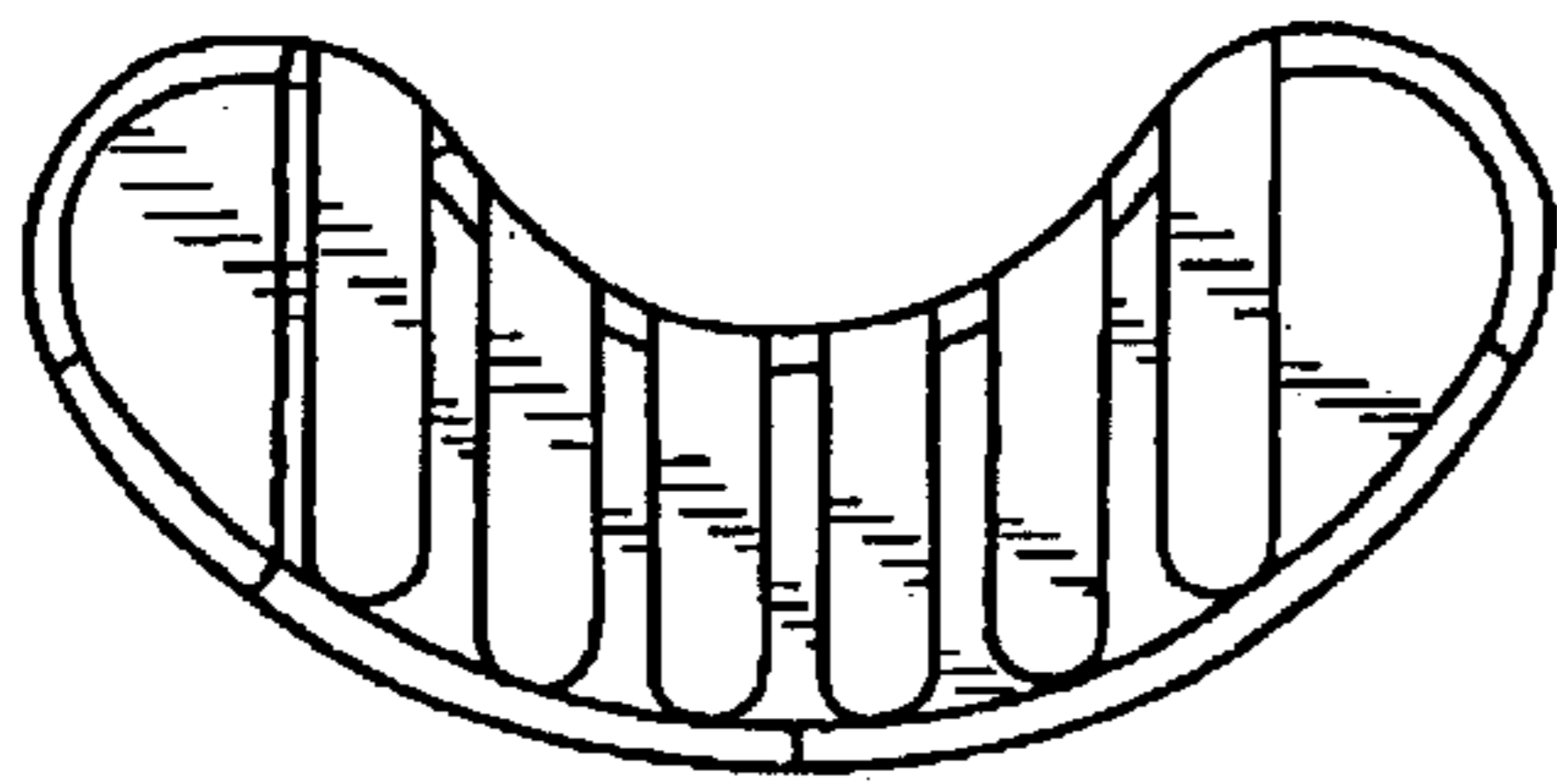


Fig. 2

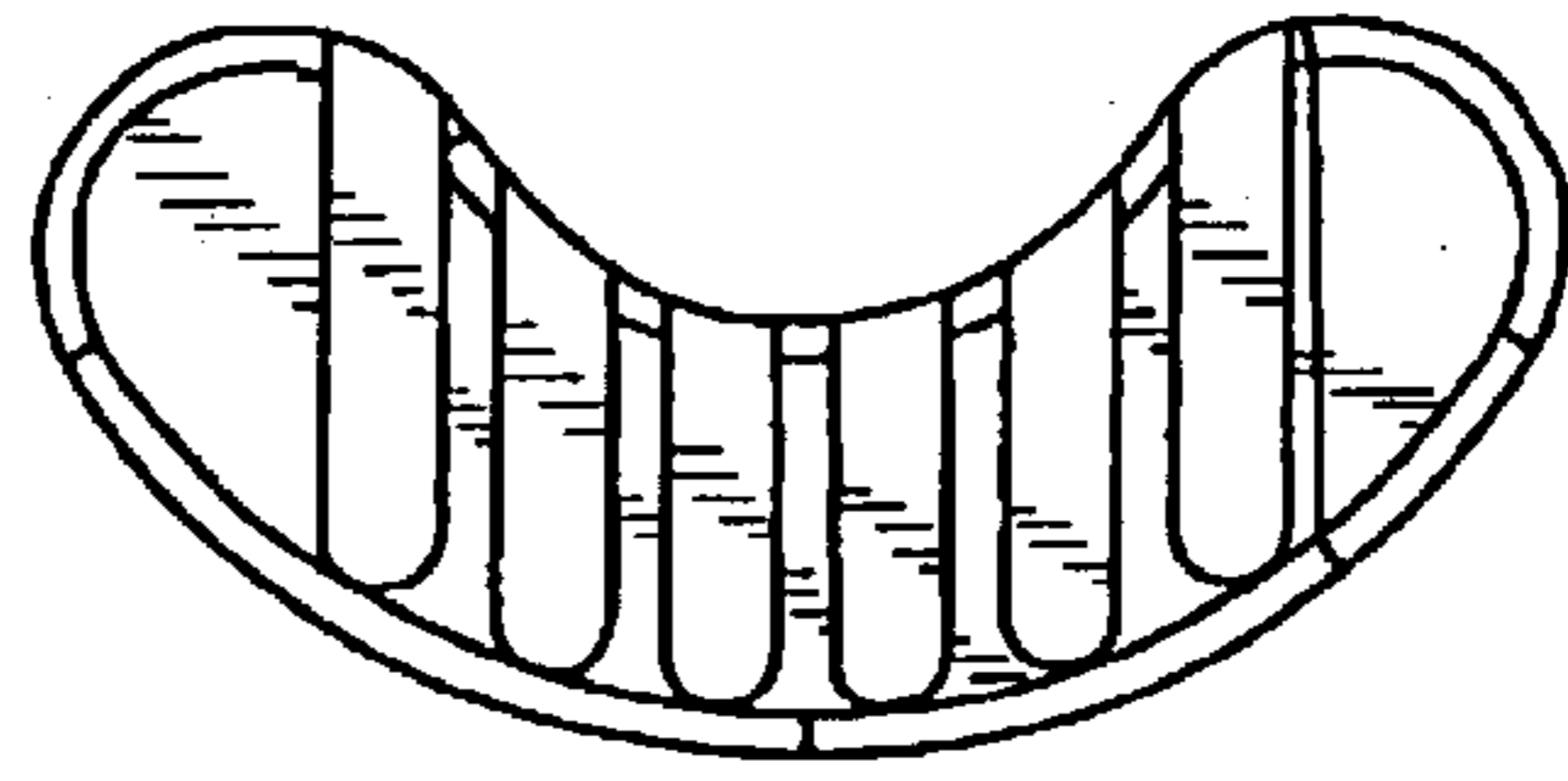


Fig. 3

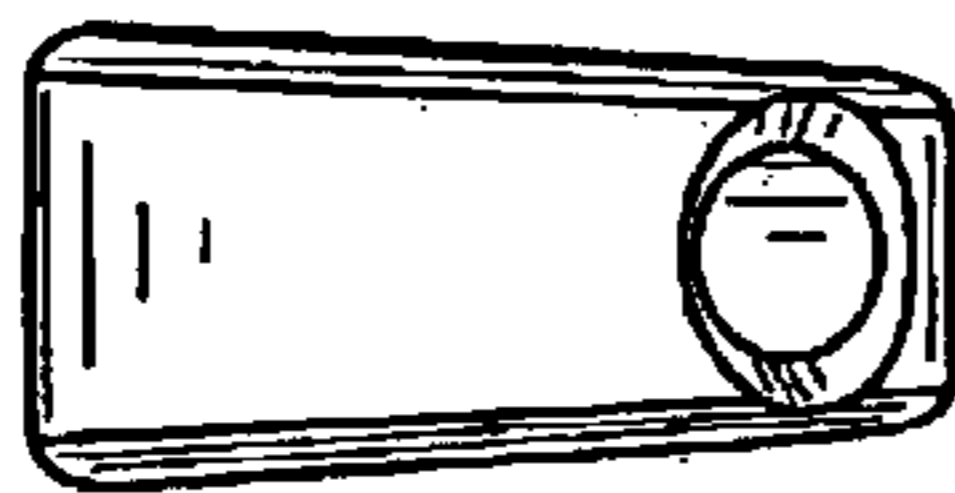


Fig. 4

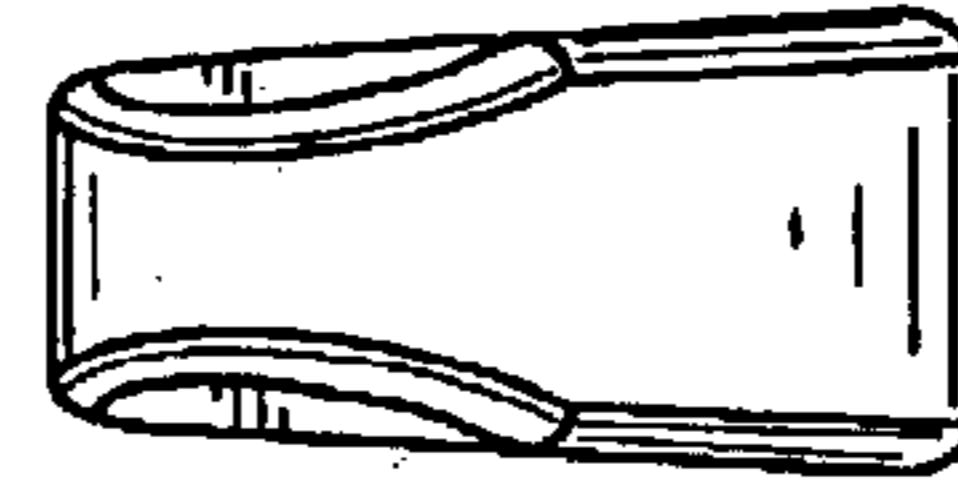


Fig. 5

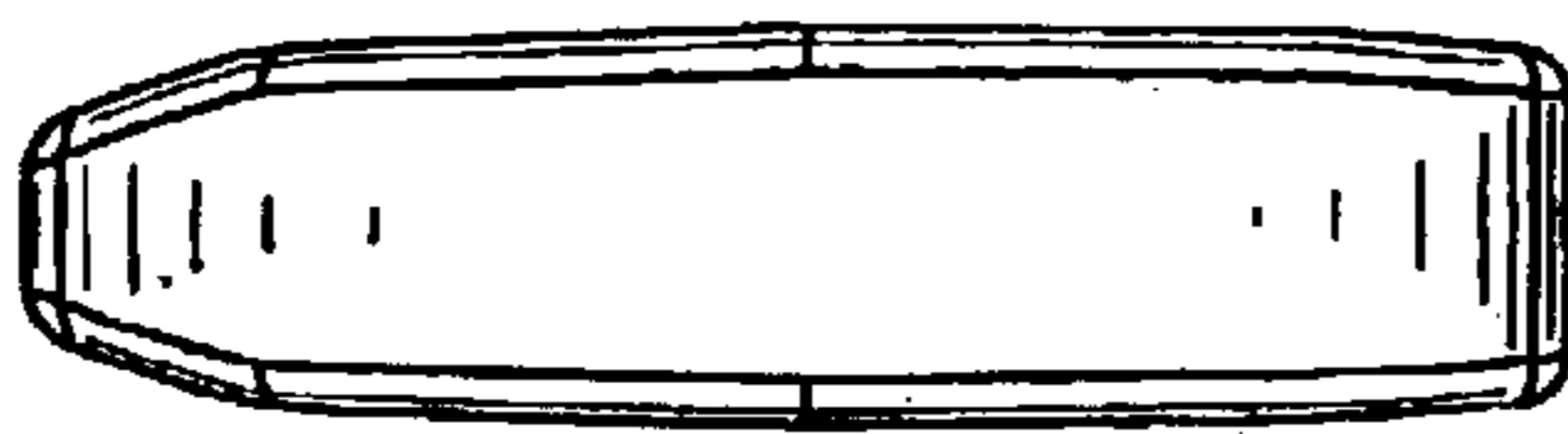


Fig. 6



Fig. 7

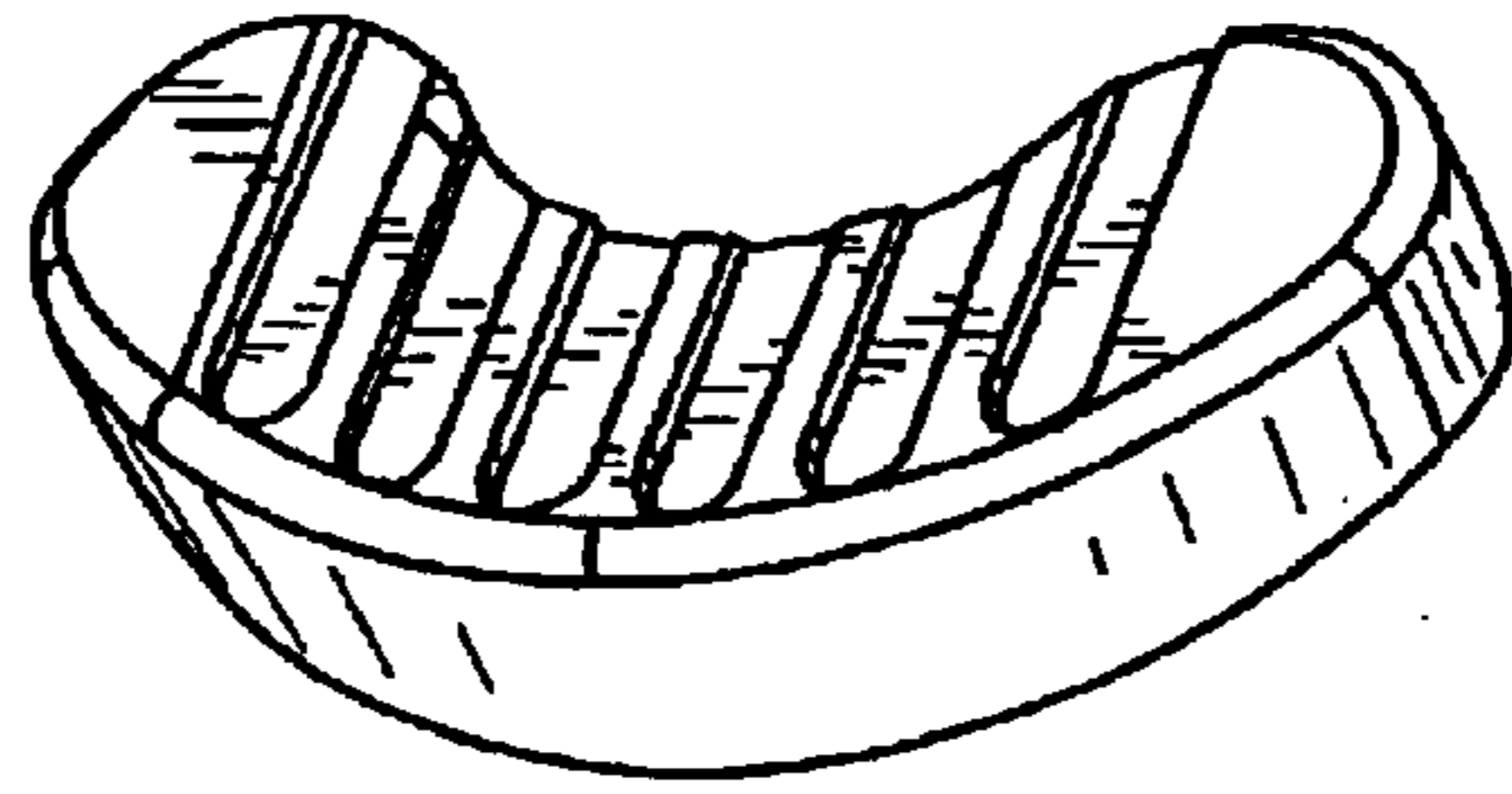


Fig. 8

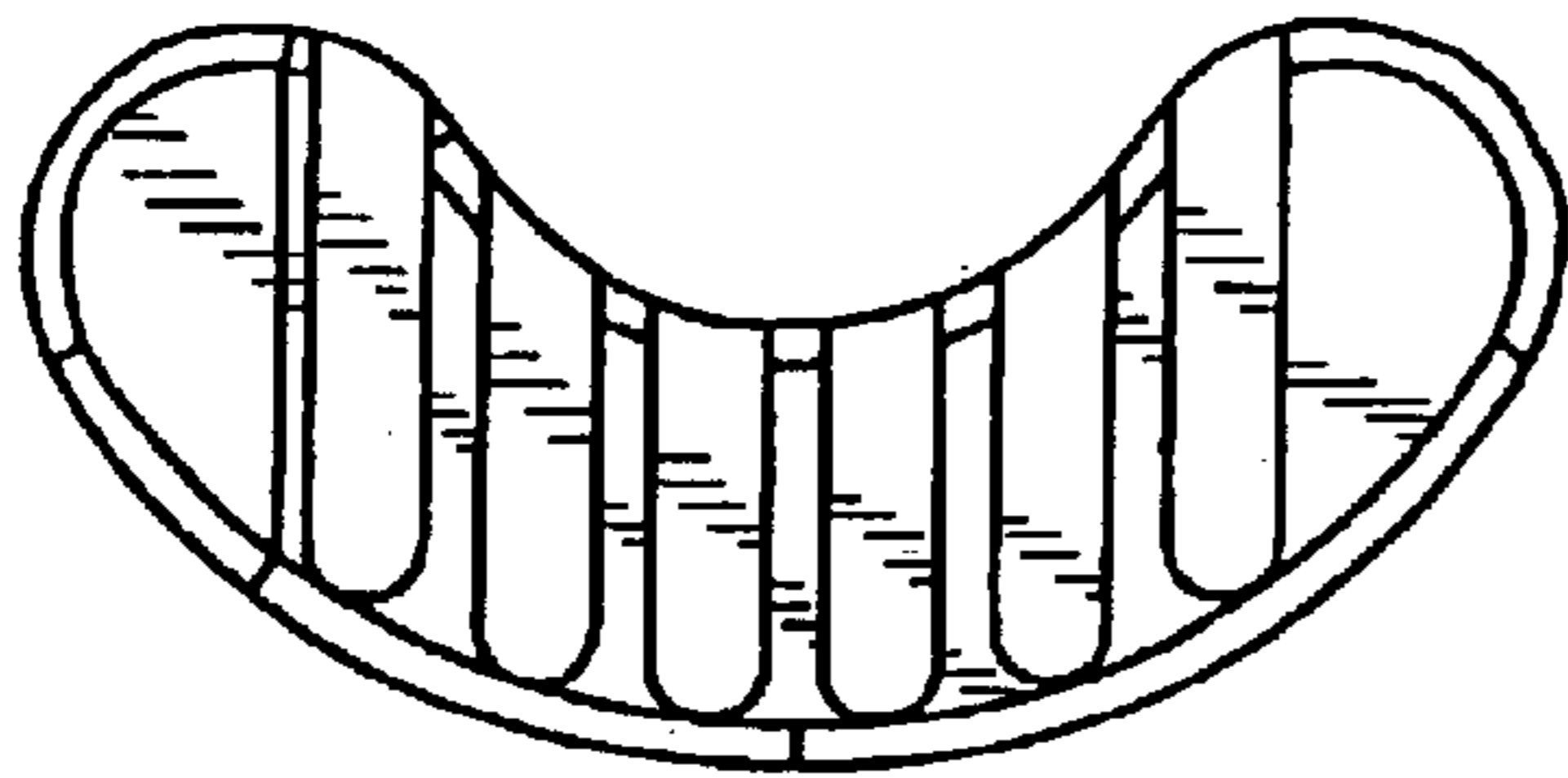


Fig. 9

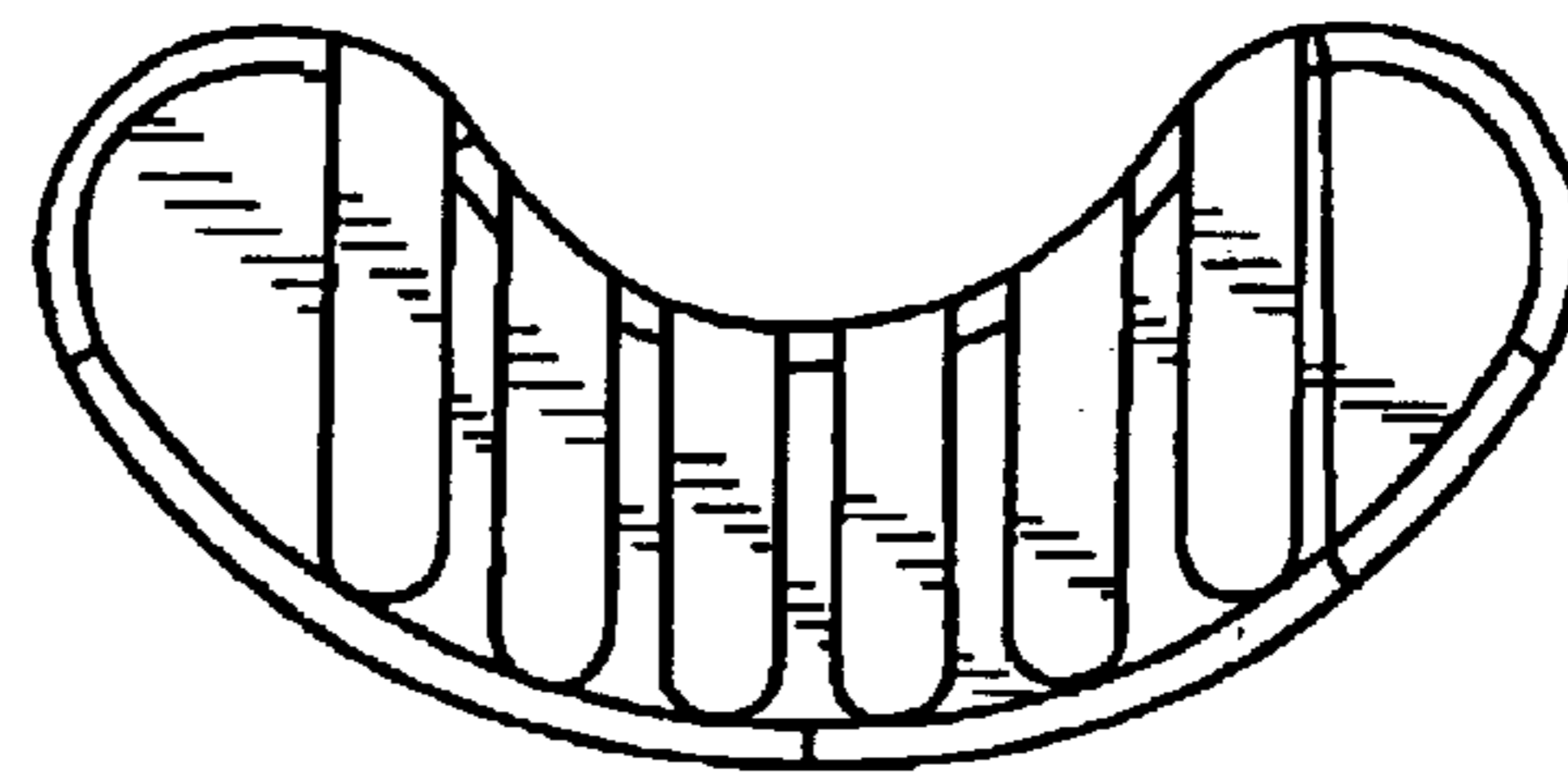


Fig. 10




Fig. 11

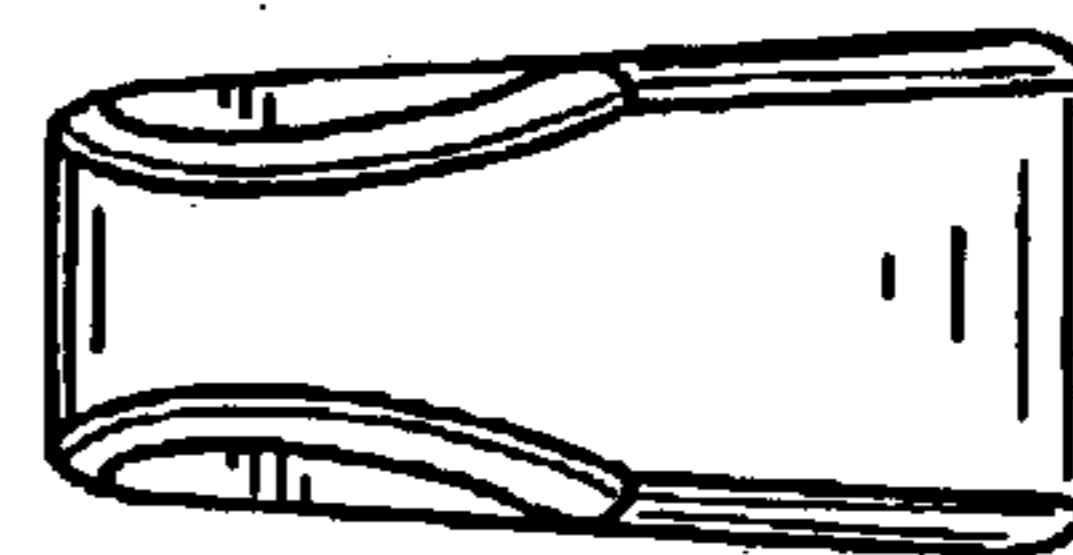


Fig. 12




Fig. 13




Fig. 14