

US00D493197S1

(12) **United States Design Patent**
Tagawa

(10) **Patent No.:** **US D493,197 S**

(45) **Date of Patent:** **** Jul. 20, 2004**

(54) **WALL INDICATOR**

(76) Inventor: **Tadahiro Tagawa**, 201, 10-9,
Higashimajyuku 3-chome, Himeji-city,
Hyogo 670-0056 (JP)

(**) Term: **14 Years**

(21) Appl. No.: **29/174,908**

(22) Filed: **Jan. 28, 2003**

(51) **LOC (7) Cl.** **19-08**

(52) **U.S. Cl.** **D20/27**

(58) **Field of Search** D20/10, 17, 18,
D20/19, 39, 42, 99; D25/52; 40/549, 568,
578, 585; 362/812

(56) **References Cited**

U.S. PATENT DOCUMENTS

671,756 A	*	4/1901	Chase	49/38
2,799,061 A	*	7/1957	Hadary	49/74.1
D234,834 S	*	4/1975	Cleave	D20/18
D246,385 S	*	11/1977	Bogan	D25/47
D270,074 S	*	8/1983	Read	D20/42
4,653,209 A	*	3/1987	Cobb	40/618
D297,625 S	*	9/1988	Lehman	D11/145
D337,837 S	*	7/1993	DeLosa et al.	D26/31

5,347,736 A	*	9/1994	Kanigan	40/576
D369,624 S	*	5/1996	Richardson	D20/42
5,709,045 A	*	1/1998	Thelen	40/544
D395,454 S	*	6/1998	Hayashi	D20/10
D401,351 S	*	11/1998	Miyoshi et al.	D25/52
D415,207 S	*	10/1999	Voight	D20/42
D430,901 S	*	9/2000	Palmer	D20/10

* cited by examiner

Primary Examiner—Robert M. Spear

(74) *Attorney, Agent, or Firm*—Rader, Fishman & Grauer PLLC

(57) **CLAIM**

The ornamental design for a wall indicator, as shown and described.

DESCRIPTION

FIG. 1 is a front view of a wall indicator showing the new design;

FIG. 2 is a rear view of the wall indicator;

FIG. 3 is a top plan view of the wall indicator, the bottom plan view appearing the same as the top plan view;

FIG. 4 is a left side view of the wall indicator, the right side view appearing the same as the left side view; and,

FIG. 5 is a sectional view taken along line 5—5 in FIG. 1.

1 Claim, 2 Drawing Sheets

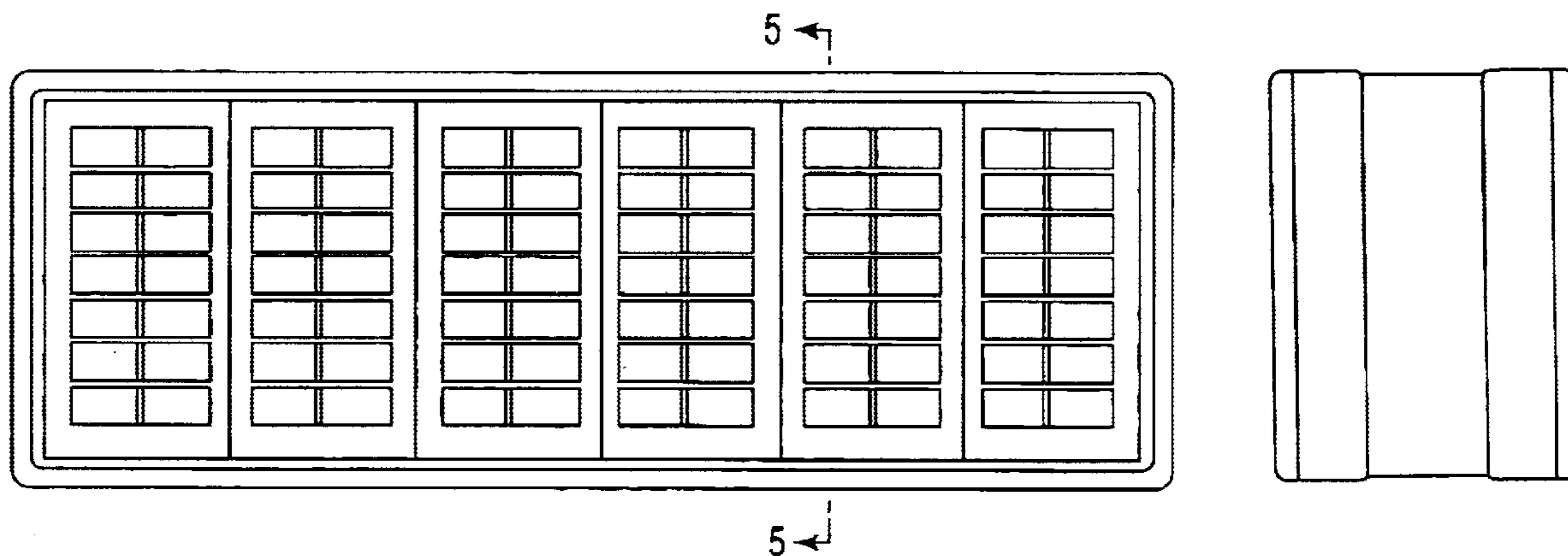


FIG. 1

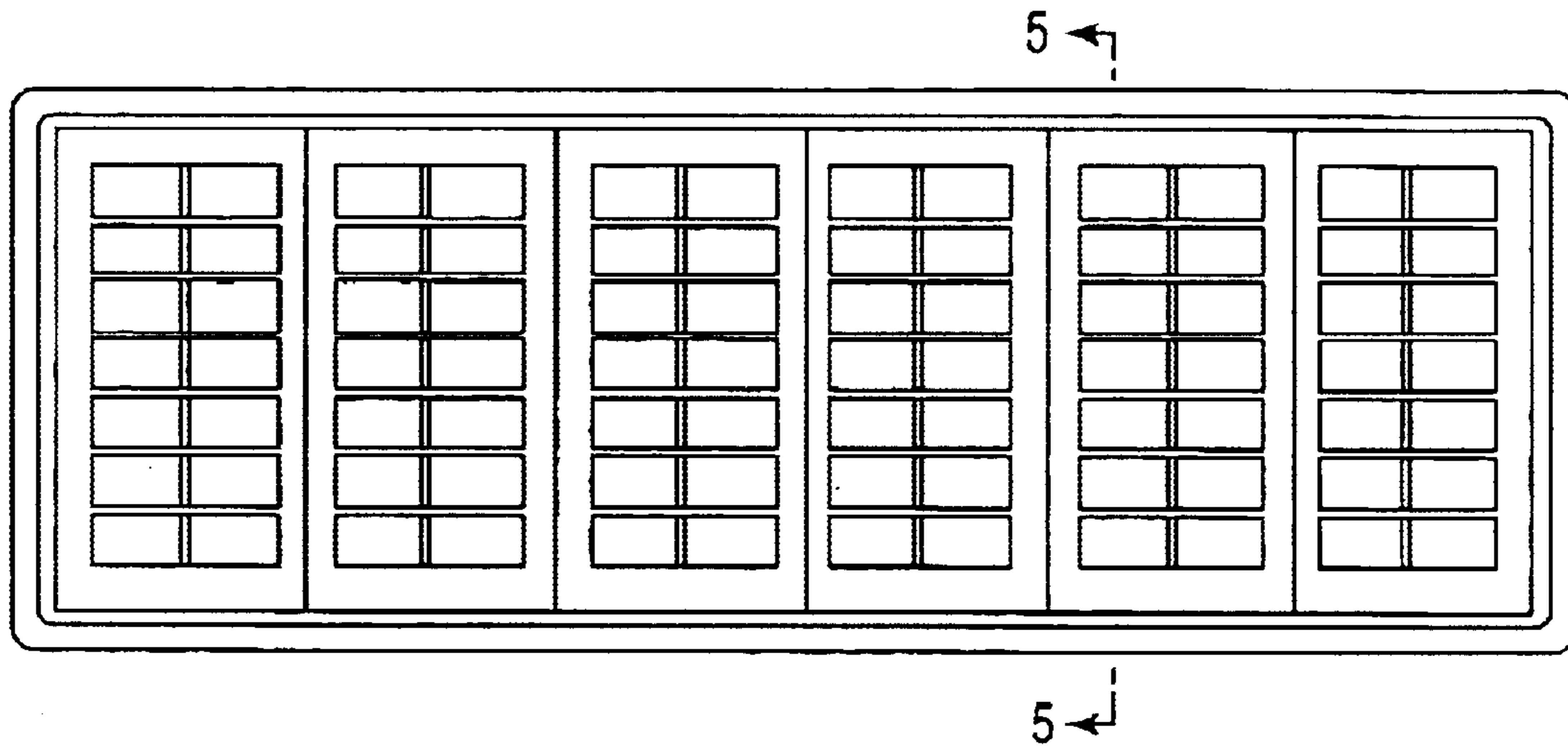


FIG. 2




FIG. 3




FIG. 4




FIG. 5

