

US00D493189S1

(12) **United States Design Patent**  
**Canavan**

(10) **Patent No.: US D493,189 S**  
(45) **Date of Patent: \*\* Jul. 20, 2004**

(54) **PRESCRIPTION INSERT FOR SAFETY GLASSES**

(75) **Inventor: Richard W. Canavan, Woodstock, CT (US)**

(73) **Assignee: Bacou-Dalloz Eye & Face Protection, Inc., Smithfield, RI (US)**

(\*\*) **Term: 14 Years**

(21) **Appl. No.: 29/192,368**

(22) **Filed: Oct. 23, 2003**

(51) **LOC (7) Cl. .... 16-06**

(52) **U.S. Cl. .... D16/330; D16/900**

(58) **Field of Search .... D16/101, 302-330, D16/900; 351/41, 44, 47-48, 56-58, 64-65, 158**

(56) **References Cited**

**U.S. PATENT DOCUMENTS**

2,351,287 A	6/1944	Reichert .....	88/41
2,949,609 A	8/1960	Sager .....	2/13
3,600,069 A	8/1971	McNeill .....	351/47
4,659,196 A	4/1987	Gazeley .....	351/57
5,412,438 A	5/1995	Bolle .....	351/44
5,608,470 A	3/1997	Sheffield .....	351/47
5,790,230 A	8/1998	Sved .....	351/138
5,793,463 A	8/1998	Hirschman et al. ....	351/147
5,907,384 A	5/1999	Kirsch et al. ....	351/48
6,089,707 A	7/2000	Shapiro .....	351/47
6,089,708 A	7/2000	Ku .....	351/47
6,206,519 B1	3/2001	Lin .....	351/47

6,382,787 B1	5/2002	Xie .....	351/47
6,386,703 B1 *	5/2002	Huang .....	351/57
6,502,937 B2 *	1/2003	Yang .....	351/58
6,533,411 B1	3/2003	Chen et al. ....	351/47
6,637,878 B2 *	10/2003	Huang .....	351/47

\* cited by examiner

*Primary Examiner*—Raphael Barkai

(74) *Attorney, Agent, or Firm*—Barlow, Josephs & Holmes, Ltd.

(57) **CLAIM**

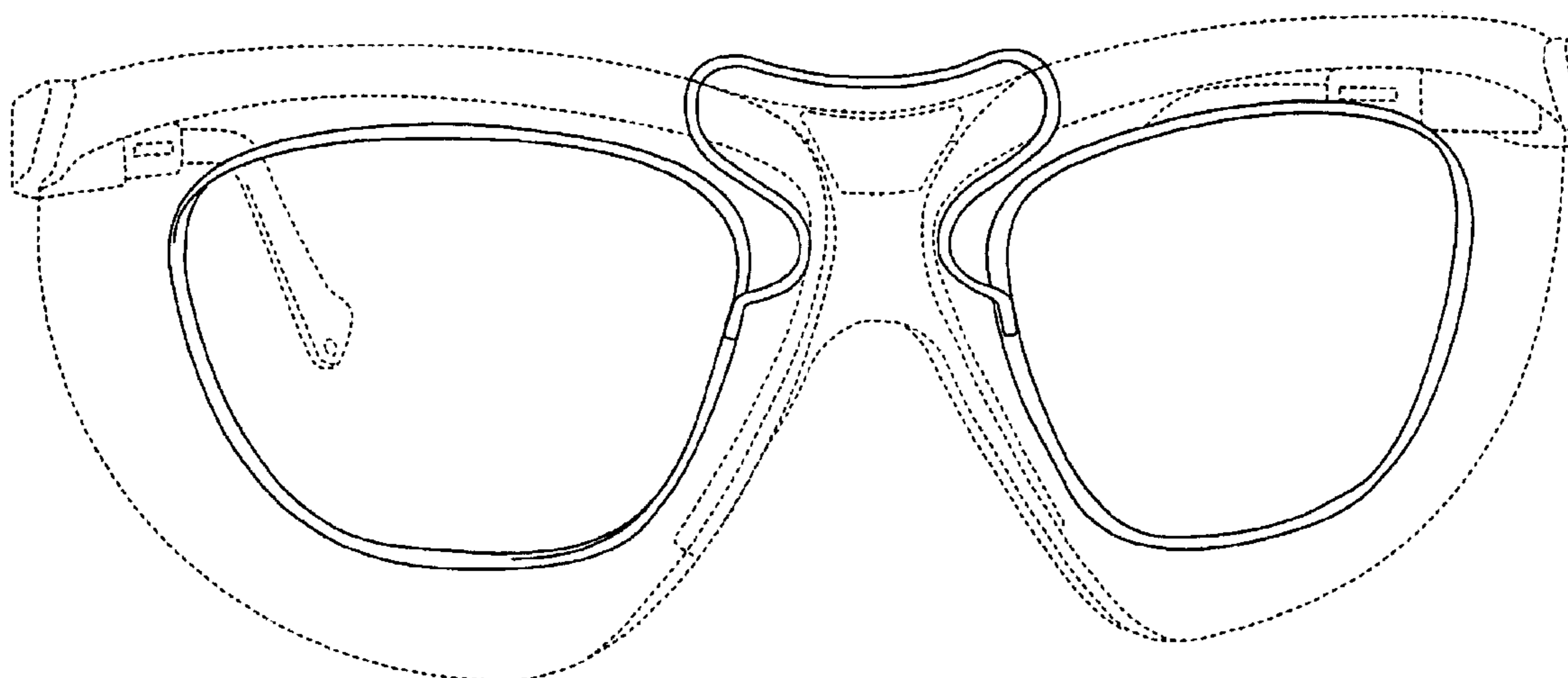
The ornamental design for a prescription insert for safety glasses, as shown and described.

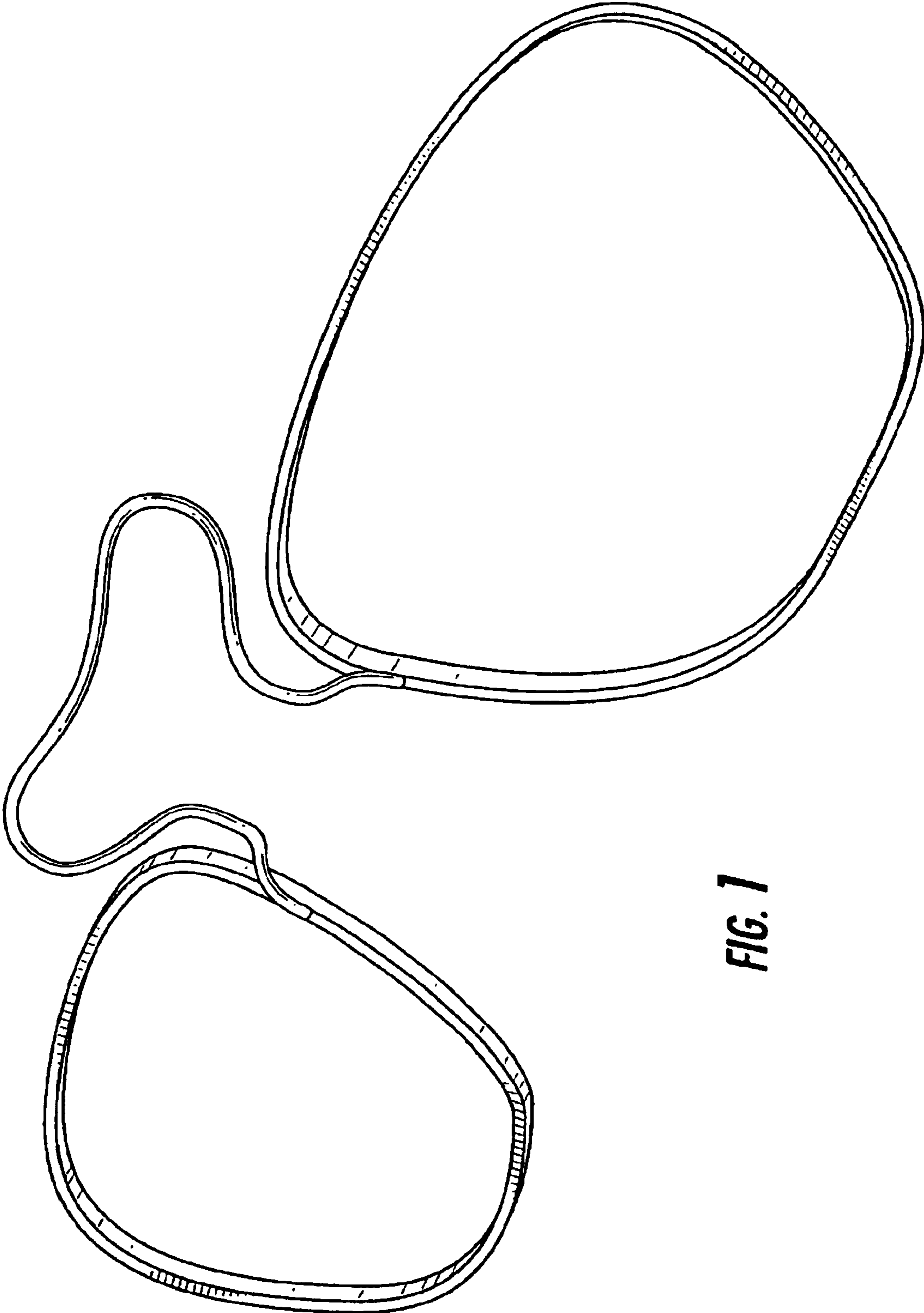
**DESCRIPTION**

FIG. 1 is a perspective view of the prescription insert for safety glasses in accordance with the present invention; FIG. 2 is a front view thereof; FIG. 3 is a rear view thereof; FIG. 4 is a top view thereof; FIG. 5 is a bottom view thereof; FIG. 6 is a left side view thereof; FIG. 7 is a right side view thereof; FIG. 8 is a front perspective view of the prescription insert assembled with a representative pair of safety glasses; and, FIG. 9 is an exploded perspective view thereof.

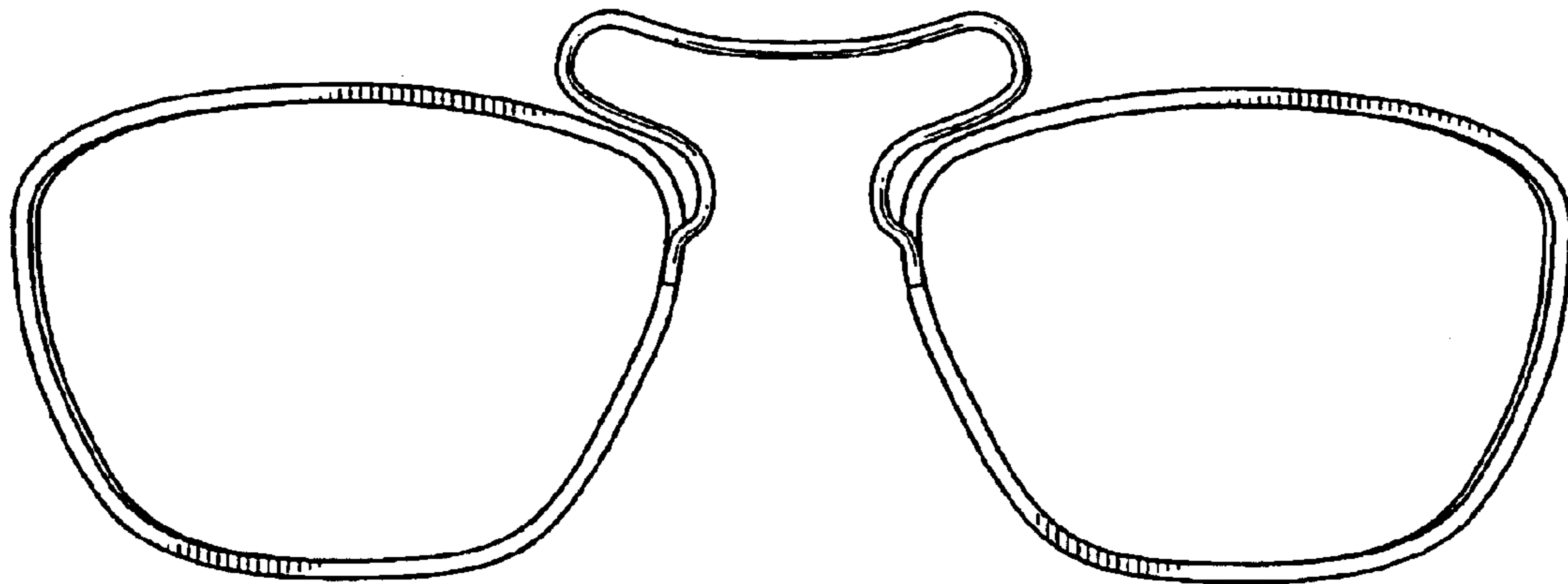
The safety glasses as illustrated in FIGS. 8 and 9 are shown for the purpose of environment only, and are not intended to form a part of the design of the prescription insert as shown in FIGS. 1-7.

**1 Claim, 9 Drawing Sheets**

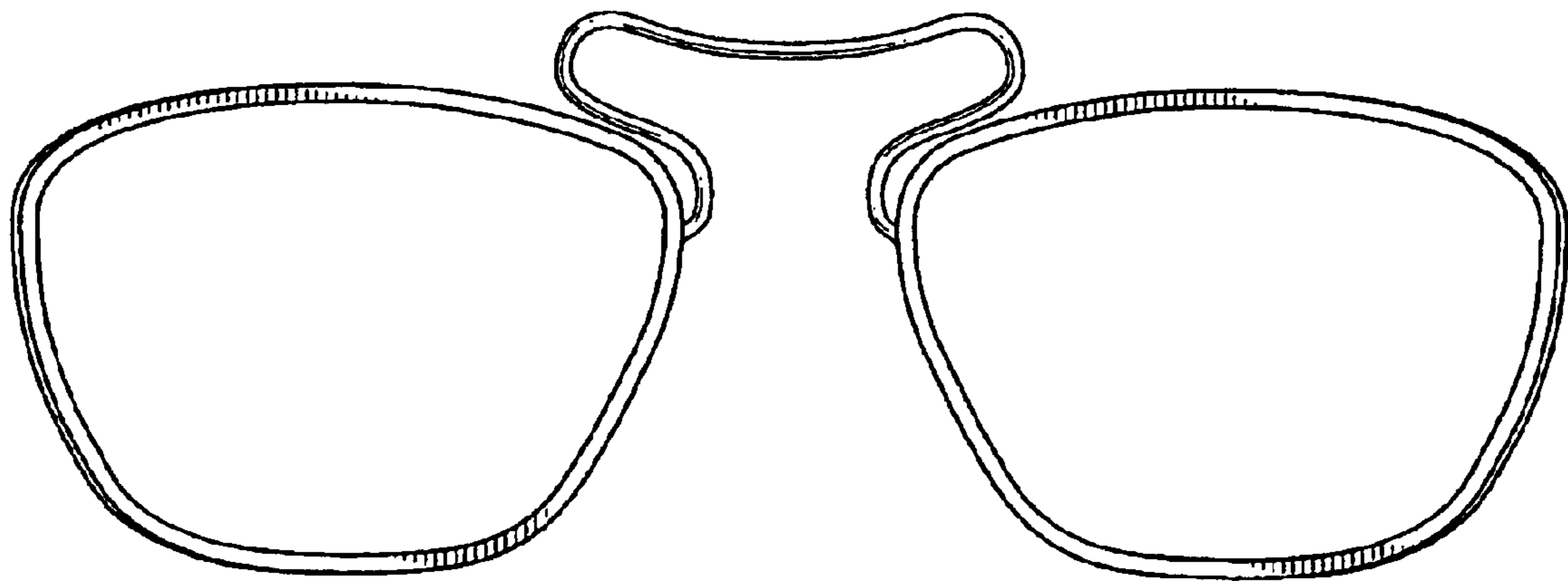





**FIG. 1**




**FIG. 2**



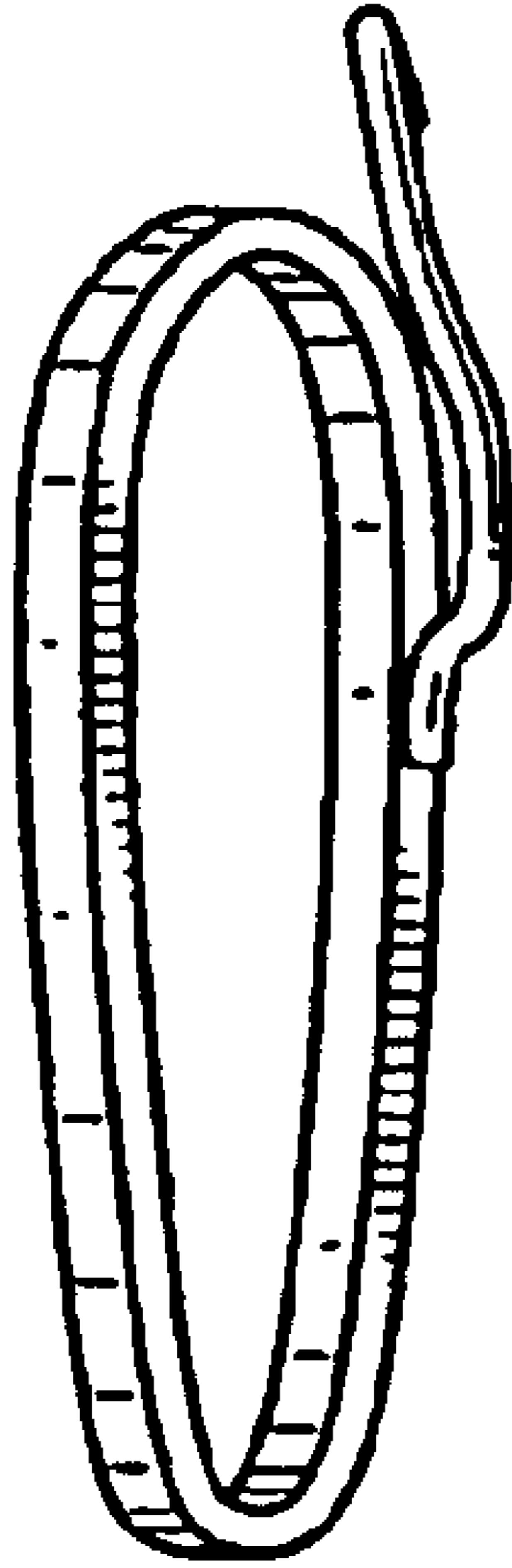
**FIG. 3**



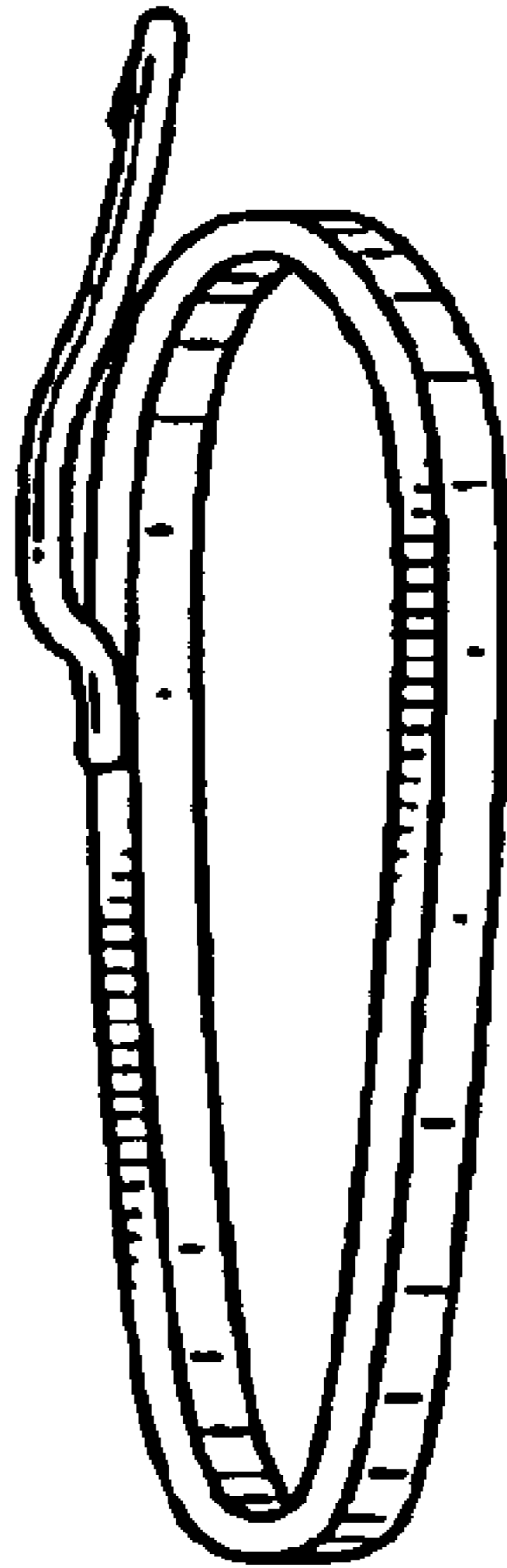
**FIG. 4**



**FIG. 5**

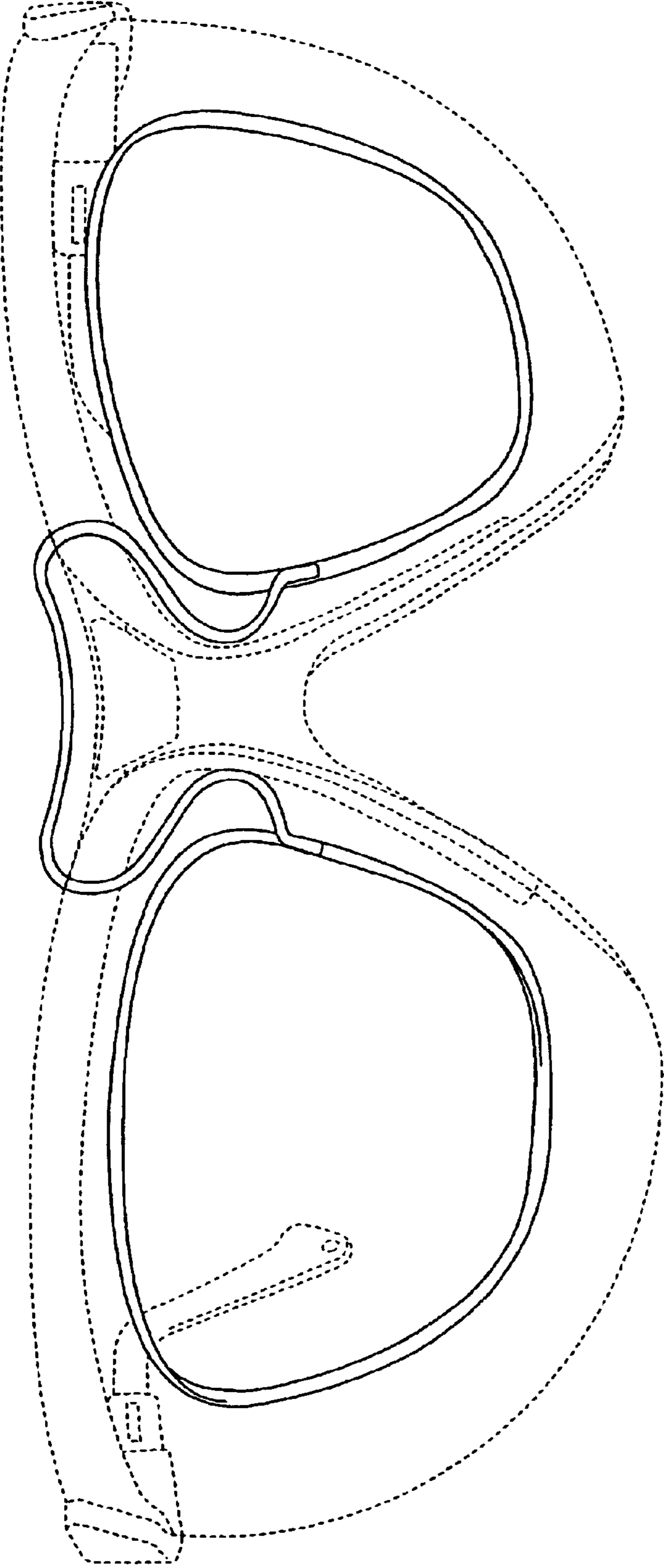


**FIG. 6**



**FIG. 7**





**FIG. 8**

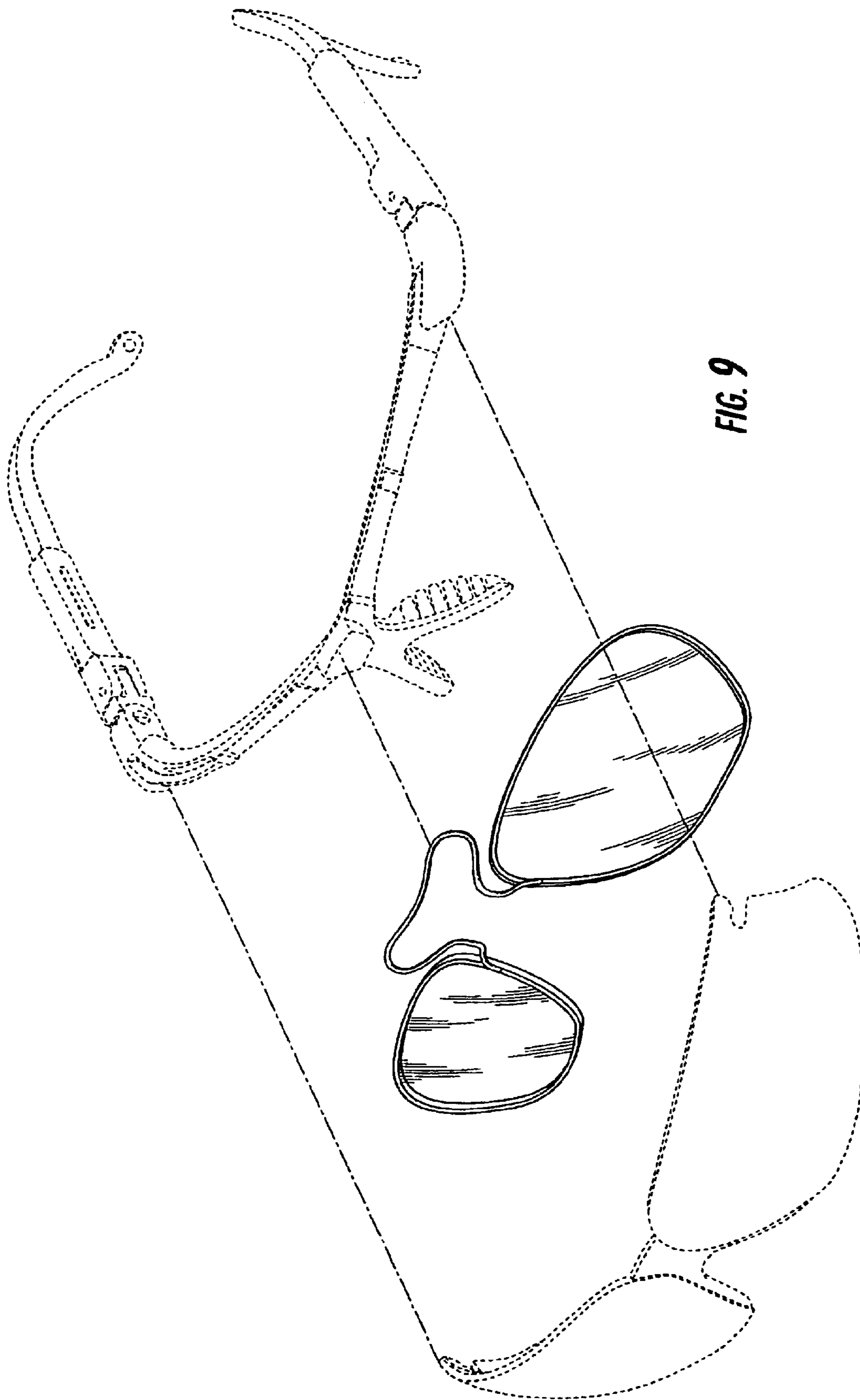


FIG. 9