

US00D493170S1

(12) **United States Design Patent**
Ryu

(10) **Patent No.:** **US D493,170 S**
(45) **Date of Patent:** **** Jul. 20, 2004**

(54) **PORTABLE DATA STORAGE DRIVE**

(76) **Inventor:** **Jae Jung Ryu**, #308-1502 Sangrok Village Apartment, 121 Jeongja-dong, Bundang-ku, Seongnam-si, Kyunggi-do (KR), 463-834

(**) **Term:** **14 Years**

(21) **Appl. No.:** **29/157,801**

(22) **Filed:** **Mar. 26, 2002**

(30) **Foreign Application Priority Data**

Feb. 25, 2002 (KR) 2002-0005451

(51) **LOC (7) Cl.** **14-02**

(52) **U.S. Cl.** **D14/365**

(58) **Field of Search** D14/363, 365, D14/368; D13/162, 184, 199; 312/223.3; 360/99.12; 361/694, 696

(56) **References Cited**

U.S. PATENT DOCUMENTS

D346,593 S * 5/1994 Mizusugi et al. D14/368

D358,138 S * 5/1995 Koyanagi et al. D14/368
D359,852 S * 7/1995 Wicks D14/368
D436,959 S * 1/2001 Reynolds et al. D14/368

* cited by examiner

Primary Examiner—Freda Nunn

(74) *Attorney, Agent, or Firm*—John L. Welch

(57) **CLAIM**

The design for a portable data storage drive, as shown and described.

DESCRIPTION

FIG. 1: is a perspective view of a design for a portable data storage drive according to the present invention;

FIG. 2: is a front view thereof;

FIG. 3: is a rear side view thereof;

FIG. 4: is a left side view thereof;

FIG. 5: is a right side view thereof;

FIG. 6: is a top plan view thereof; and,

FIG. 7: is a bottom plan view thereof.

1 Claim, 4 Drawing Sheets

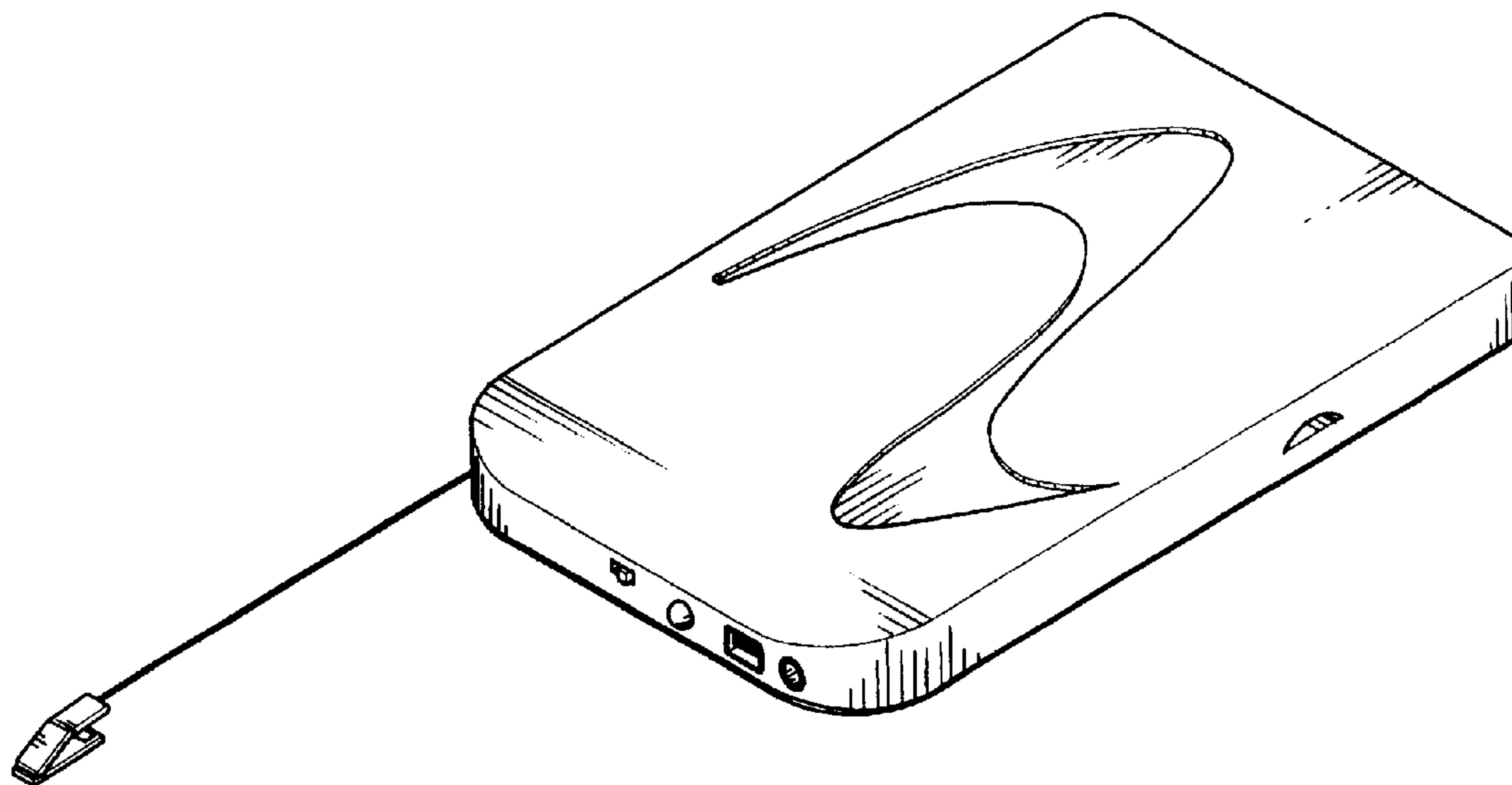


FIG. 1

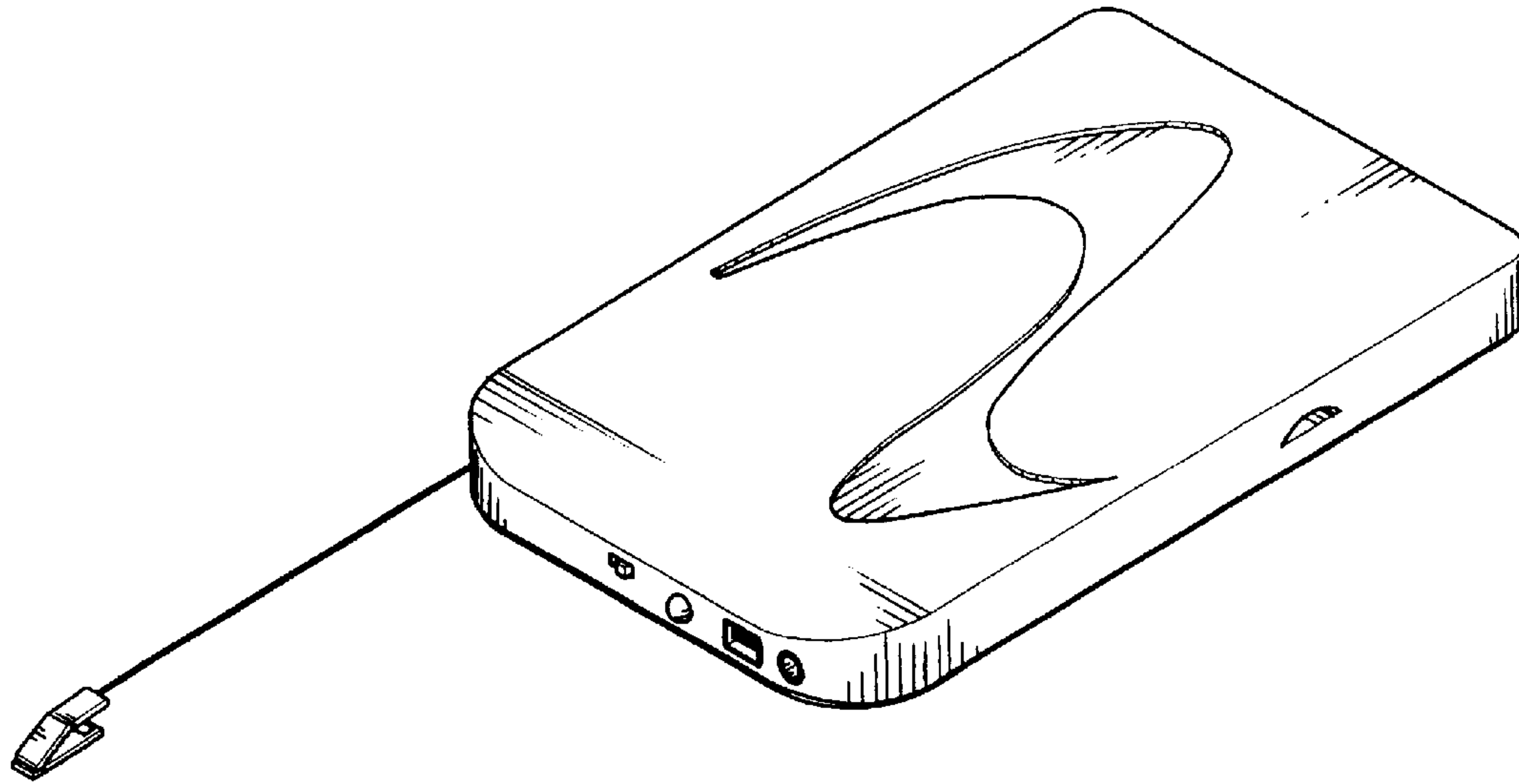


FIG. 2



FIG. 3




FIG. 4



FIG. 5



FIG. 6

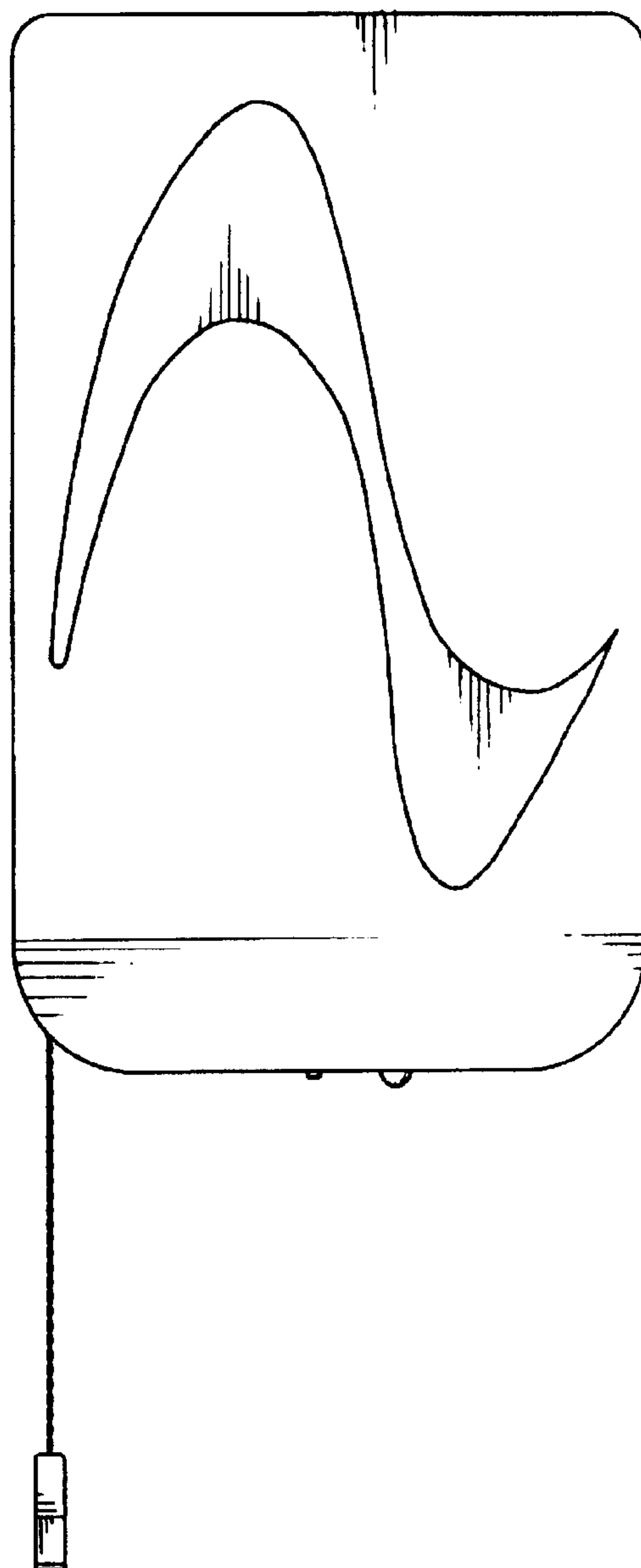


FIG. 7

