

US00D493169S1

(12) **United States Design Patent**
Cheng

(10) **Patent No.:** **US D493,169 S**

(45) **Date of Patent:** **** Jul. 20, 2004**

(54) **WIRELESS NETWORK NODE DEVICE**

(75) **Inventor:** **Roman Cheng, Chung-Ho (TW)**

(73) **Assignee:** **Sendfar Technology Co., Ltd. (TW)**

(**) **Term:** **14 Years**

(21) **Appl. No.:** **29/195,047**

(22) **Filed:** **Dec. 5, 2003**

(51) **LOC (7) Cl.** **14-02**

(52) **U.S. Cl.** **D14/357**

(58) **Field of Search** D14/136, 156,
D14/348, 363, 365, 367; 455/90.3

(56) **References Cited**

U.S. PATENT DOCUMENTS

D392,644 S	*	3/1998	McGugan	D14/240
D394,266 S	*	5/1998	Hogenbirk	D14/240
D424,028 S	*	5/2000	Vaiani	D13/184
D436,596 S	*	1/2001	Ito et al.	D14/434
6,249,671 B1	*	6/2001	Tucker et al.	455/90.3
D460,753 S	*	7/2002	Hill et al.	D14/240
D461,180 S	*	8/2002	Van Egmond et al.	D14/240

D463,411 S	*	9/2002	Stokes et al.	D14/240
D473,220 S	*	4/2003	Smith et al.	D14/240
2003/0124883 A1	*	7/2003	Hsu et al.	439/76.1

* cited by examiner

Primary Examiner—Joel Sincavage

(74) *Attorney, Agent, or Firm*—Akin Gump Strauss Hauer & Feld, L.L.P.


(57) **CLAIM**

The ornamental design for wireless network node device, as shown and described.

DESCRIPTION

FIG. 1 is a perspective view of wireless network node device showing my new design;
FIG. 2 is a front elevational view thereof;
FIG. 3 is a rear elevational view thereof;
FIG. 4 is a left side elevational view thereof;
FIG. 5 is a right side elevational view thereof;
FIG. 6 is a top plan view thereof; and,
FIG. 7 is a bottom plan view thereof.

1 Claim, 3 Drawing Sheets






FIG. 1

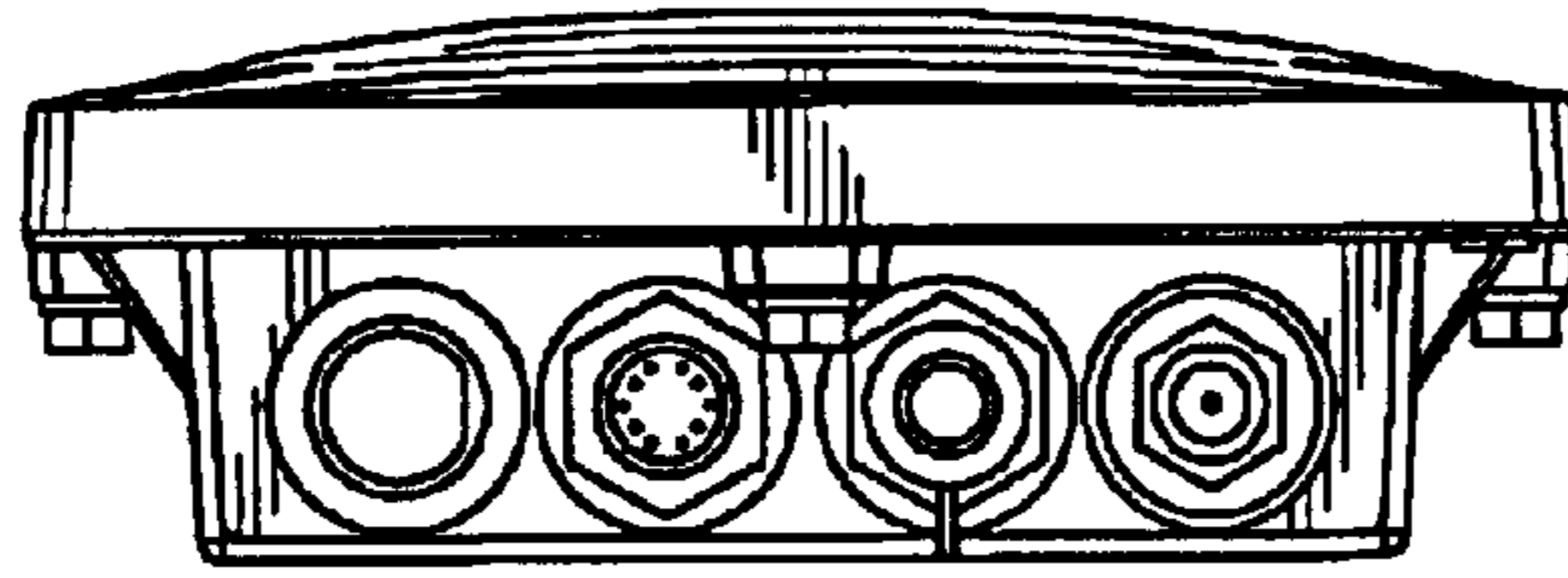


FIG. 2




FIG. 3

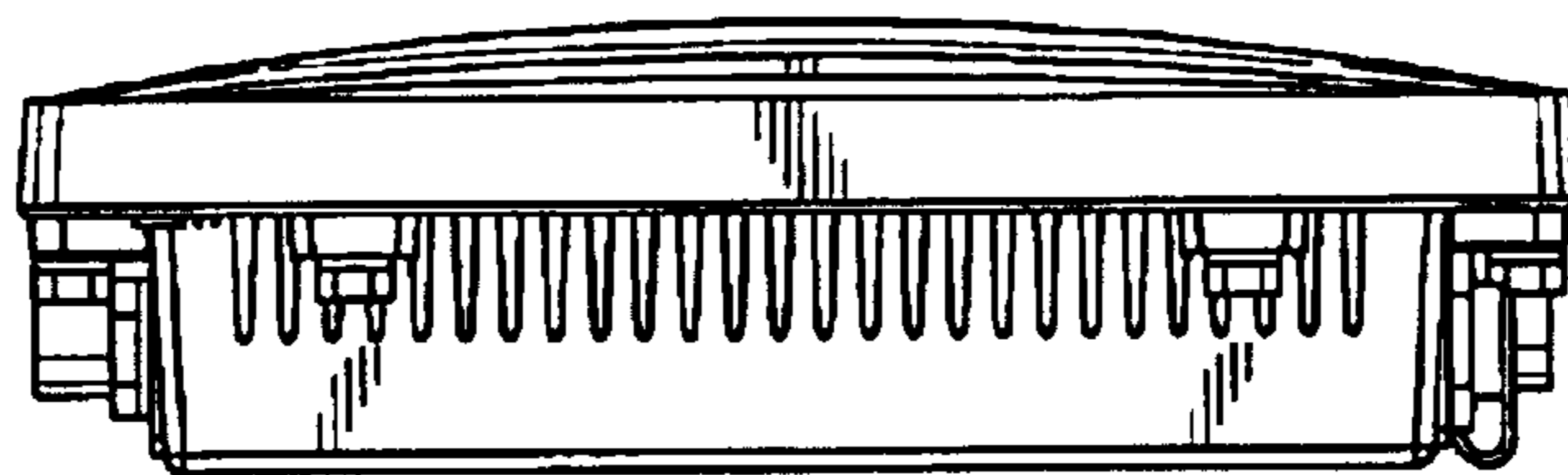


FIG. 4

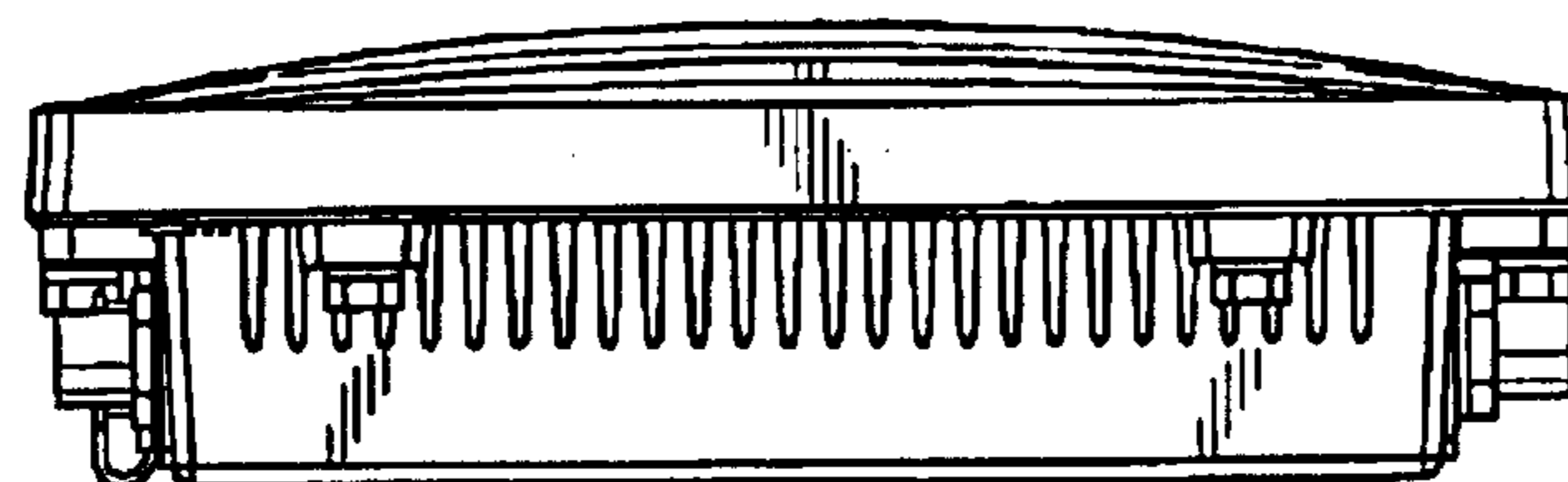


FIG. 5

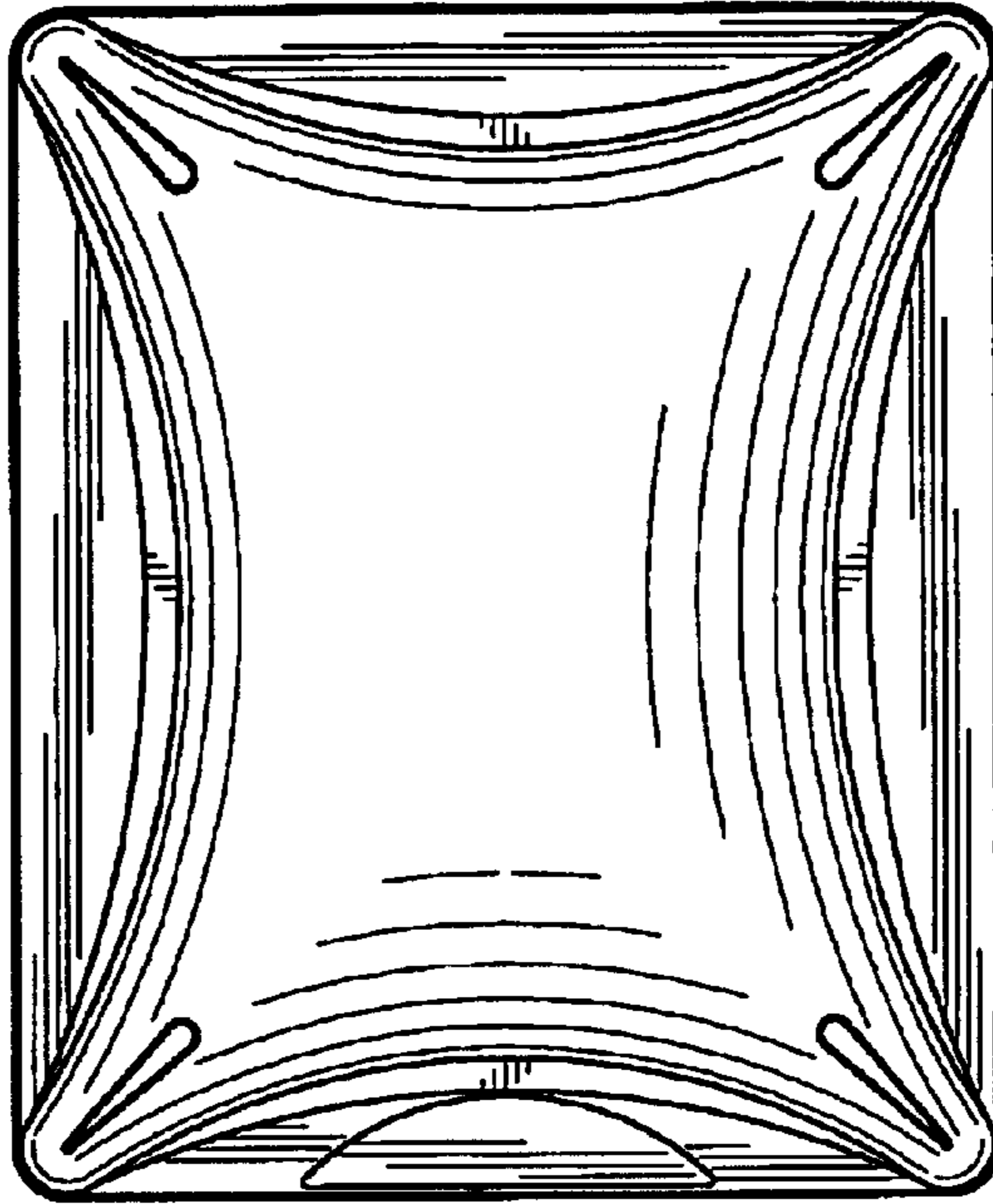


FIG. 6

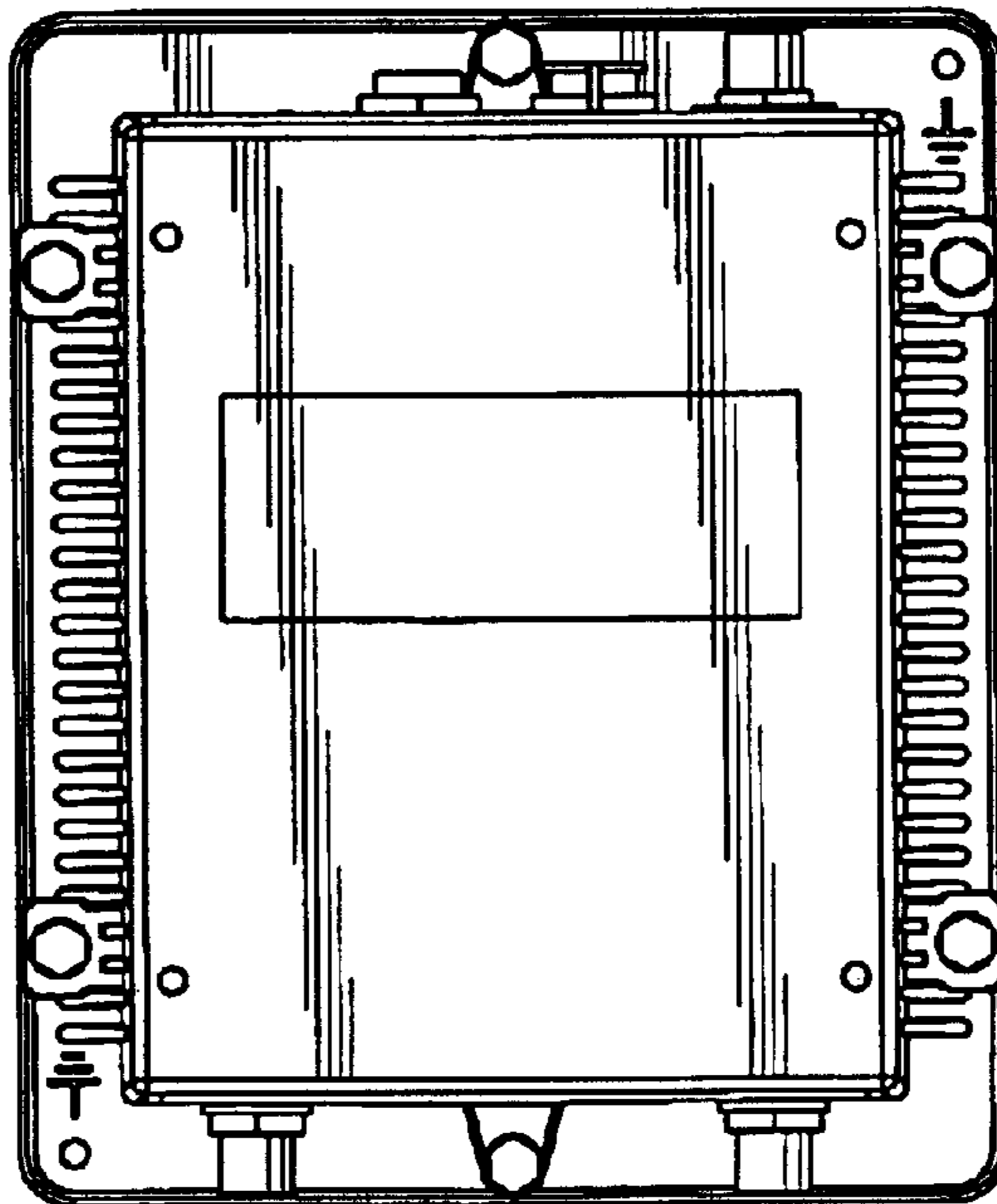


FIG. 7