

US00D493158S1

(12) **United States Design Patent**  
**Yang**

(10) **Patent No.:** **US D493,158 S**  
(45) **Date of Patent:** **\*\* Jul. 20, 2004**

- (54) **CD/MP3 PLAYER**
- (75) **Inventor:** **Deok Joon Yang**, Seoul (KR)
- (73) **Assignee:** **Reigncom Ltd.**, Seoul (KR)
- (\*\*) **Term:** **14 Years**
- (21) **Appl. No.:** **29/192,059**
- (22) **Filed:** **Oct. 17, 2003**
- (51) **LOC (7) Cl.** ..... **14-01**
- (52) **U.S. Cl.** ..... **D14/156**
- (58) **Field of Search** ..... 514/135-136,  
514/156-157, 160-165, 167-168; D14/192-198,  
217; 455/347-351; 369/75.1, 75.2, 77.1,  
77.2

D472,541 S \* 4/2003 Yoshiyama ..... D14/156  
 D474,757 S \* 5/2003 Takagi ..... D14/156

\* cited by examiner

*Primary Examiner*—Nanda Bondade  
 (74) *Attorney, Agent, or Firm*—Lee, Hong, Degerman,  
 Kang & Schmadeka

(57) **CLAIM**

The ornamental design for CD/MP3 player, as shown and described.

**DESCRIPTION**

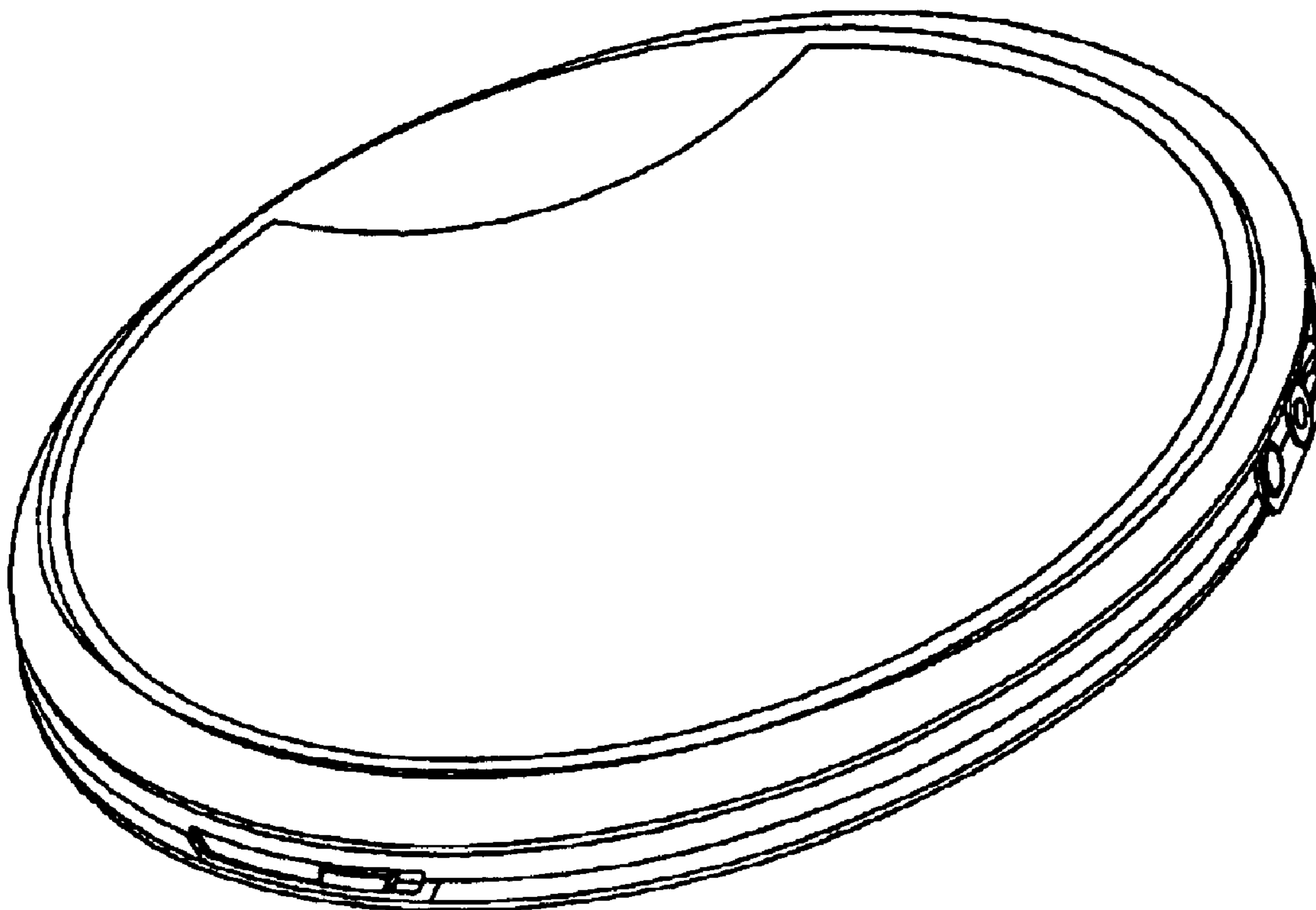
FIG. 1 is a perspective view of an embodiment of a CD/MP3 player showing my new design;  
 FIG. 2 is a front view thereof;  
 FIG. 3 is a back view thereof;  
 FIG. 4 is a left side view thereof;  
 FIG. 5 is a right side view thereof;  
 FIG. 6 is a top view thereof; and,  
 FIG. 7 is a bottom view thereof.

(56) **References Cited**

**U.S. PATENT DOCUMENTS**

- D432,514 S \* 10/2000 Nakamura et al. .... D14/156
- D451,080 S \* 11/2001 Kataoka ..... D14/156
- D471,528 S \* 3/2003 Wada et al. .... D14/156

**1 Claim, 6 Drawing Sheets**



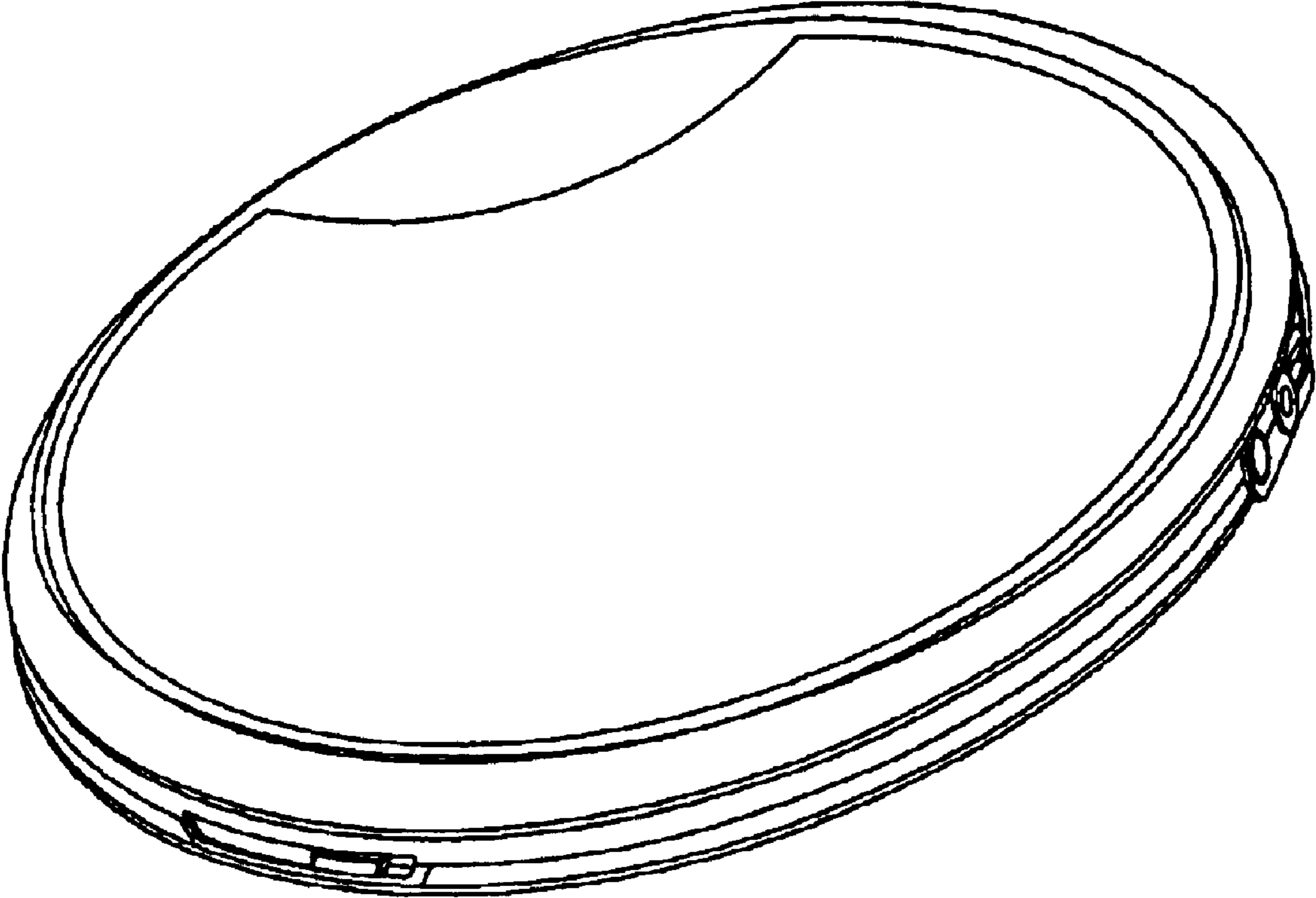


FIG. 1

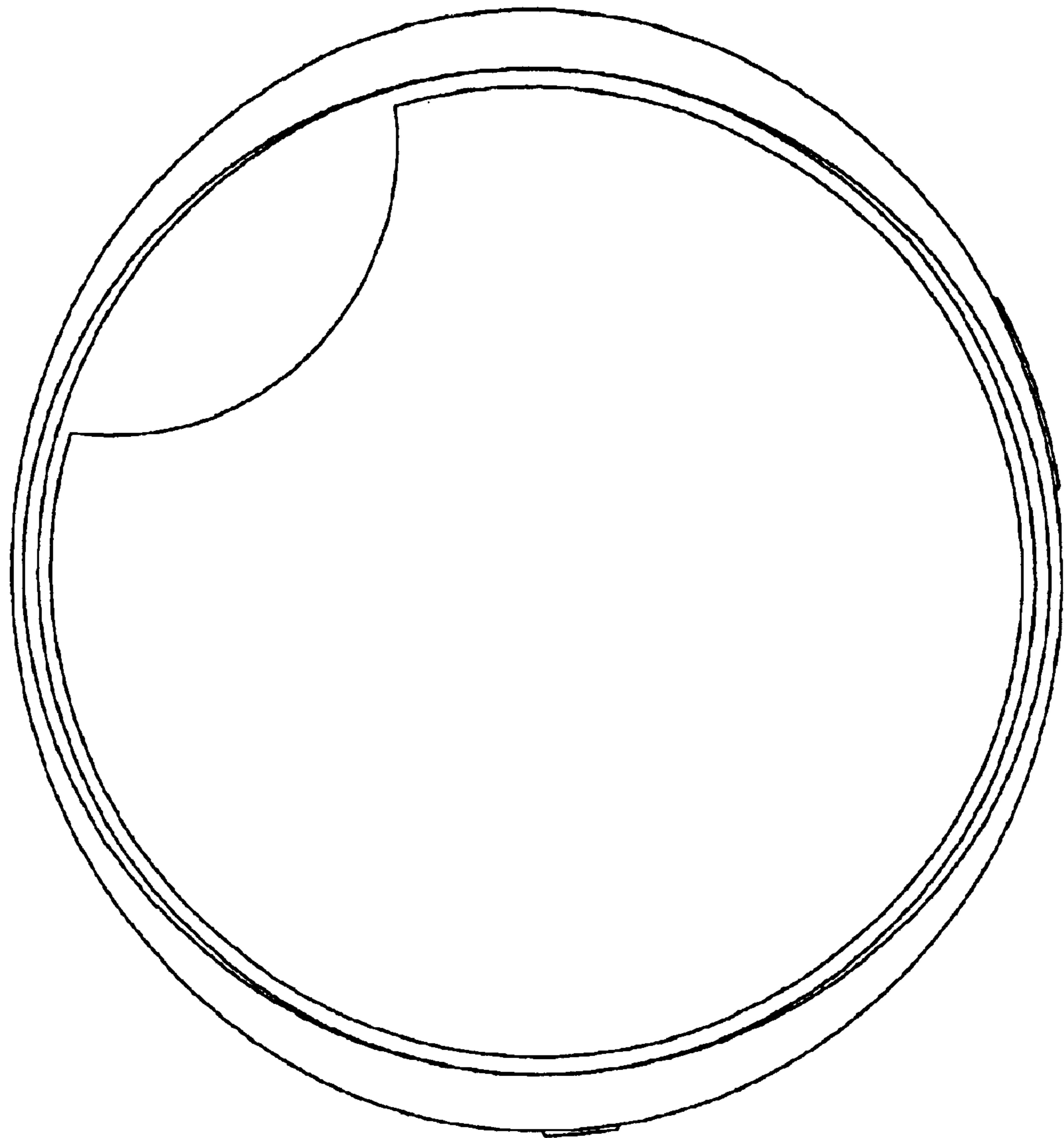


FIG. 2

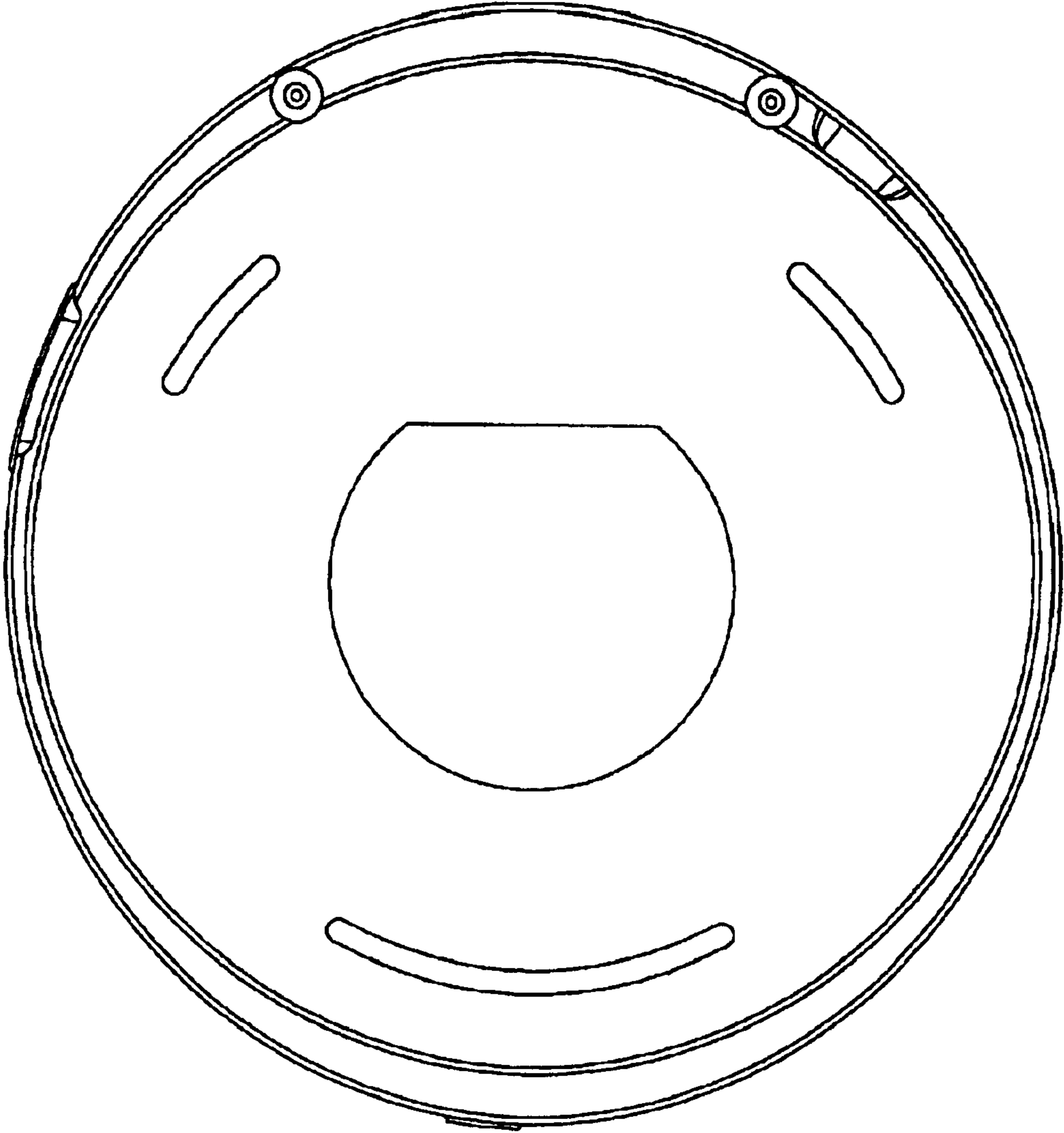


FIG. 3



FIG. 4



FIG. 5




FIG. 6




FIG. 7