

US00D493157S1

(12) **United States Design Patent**
Yang

(10) **Patent No.:** **US D493,157 S**
(45) **Date of Patent:** **** Jul. 20, 2004**

- (54) **CD/MP3 PLAYER**
- (75) **Inventor:** **Deok Joon Yang**, Seoul (KR)
- (73) **Assignee:** **Reigncom Ltd.**, Seoul (KR)
- (**) **Term:** **14 Years**
- (21) **Appl. No.:** **29/192,056**
- (22) **Filed:** **Oct. 17, 2003**
- (51) **LOC (7) Cl.** **14-01**
- (52) **U.S. Cl.** **D14/156**
- (58) **Field of Search** D14/135-136,
D14/156-157, 160-165, 167-168, 192-198,
217; 455/347-351; 369/75.1, 75.2, 77.1,
77.2

D415,757 S * 10/1999 Takahashi et al. D14/156
D467,892 S * 12/2002 Lewis D14/156

* cited by examiner

Primary Examiner—Nanda Bondade
(74) *Attorney, Agent, or Firm*—Lee, Hong, Degerman,
Kang & Schmadeka

(57) **CLAIM**

The ornamental design for CD/MP3 player, as shown and described.

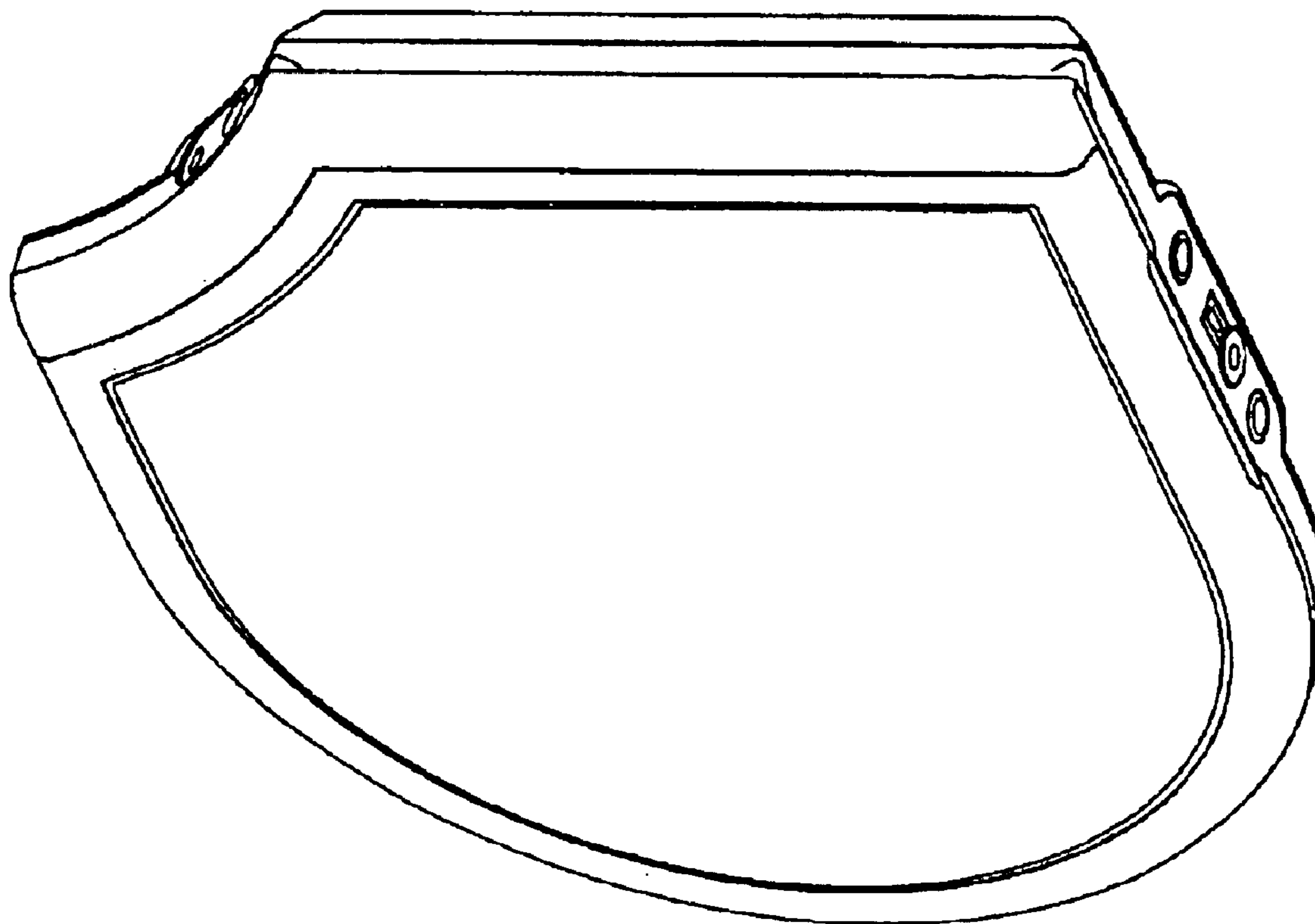
DESCRIPTION

FIG. 1 is a perspective view of an embodiment of a CD/MP3 player showing my new design; FIG. 2 is a front view thereof; FIG. 3 is a back view thereof; FIG. 4 is a left side view thereof; FIG. 5 is a right side view thereof; FIG. 6 is a top view thereof; and, FIG. 7 is a bottom view thereof.

(56) **References Cited**
U.S. PATENT DOCUMENTS

D312,083 S * 11/1990 Takada D14/156
D399,843 S * 10/1998 Masamitsu D14/165

1 Claim, 4 Drawing Sheets



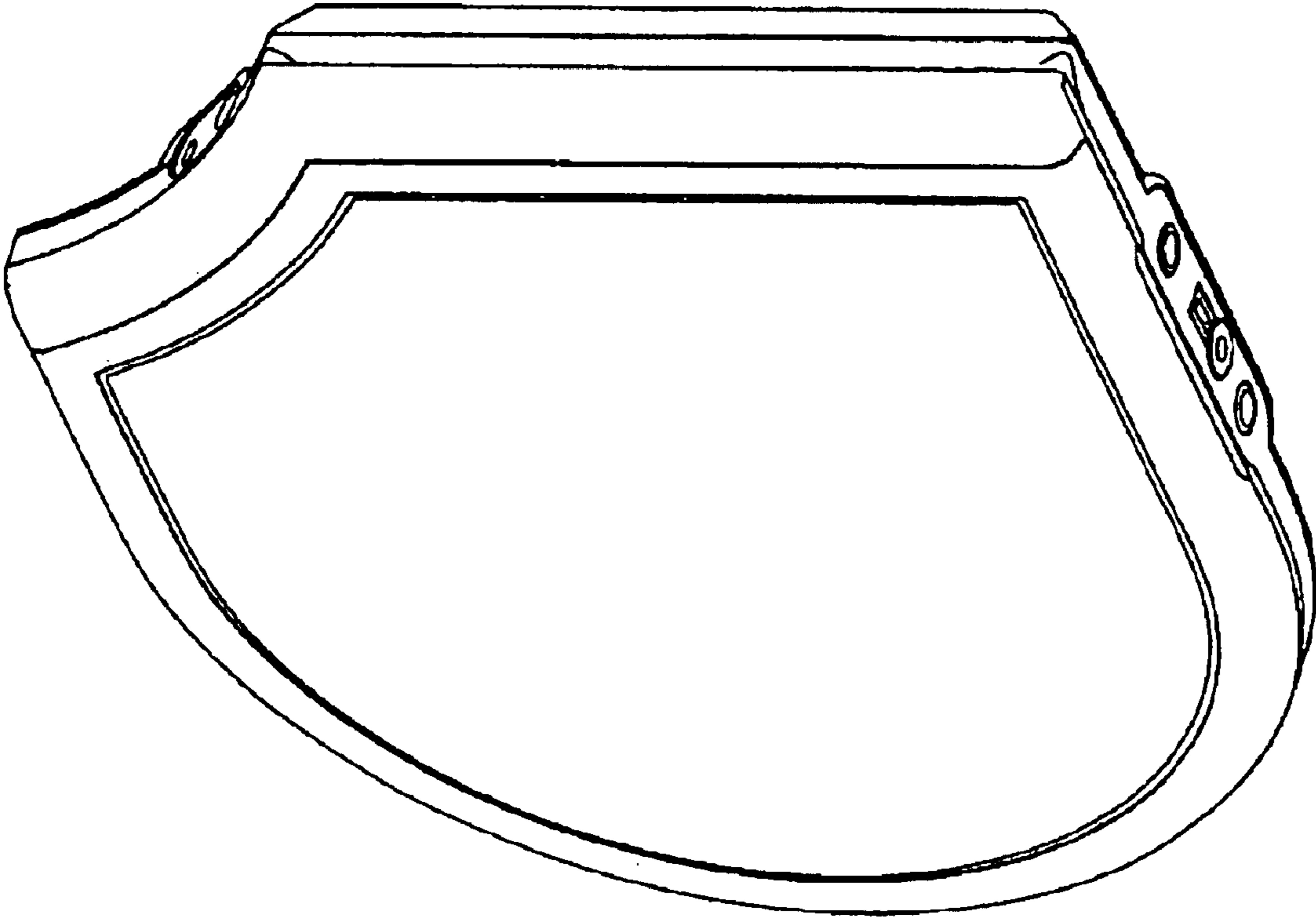


FIG. 1




FIG. 2

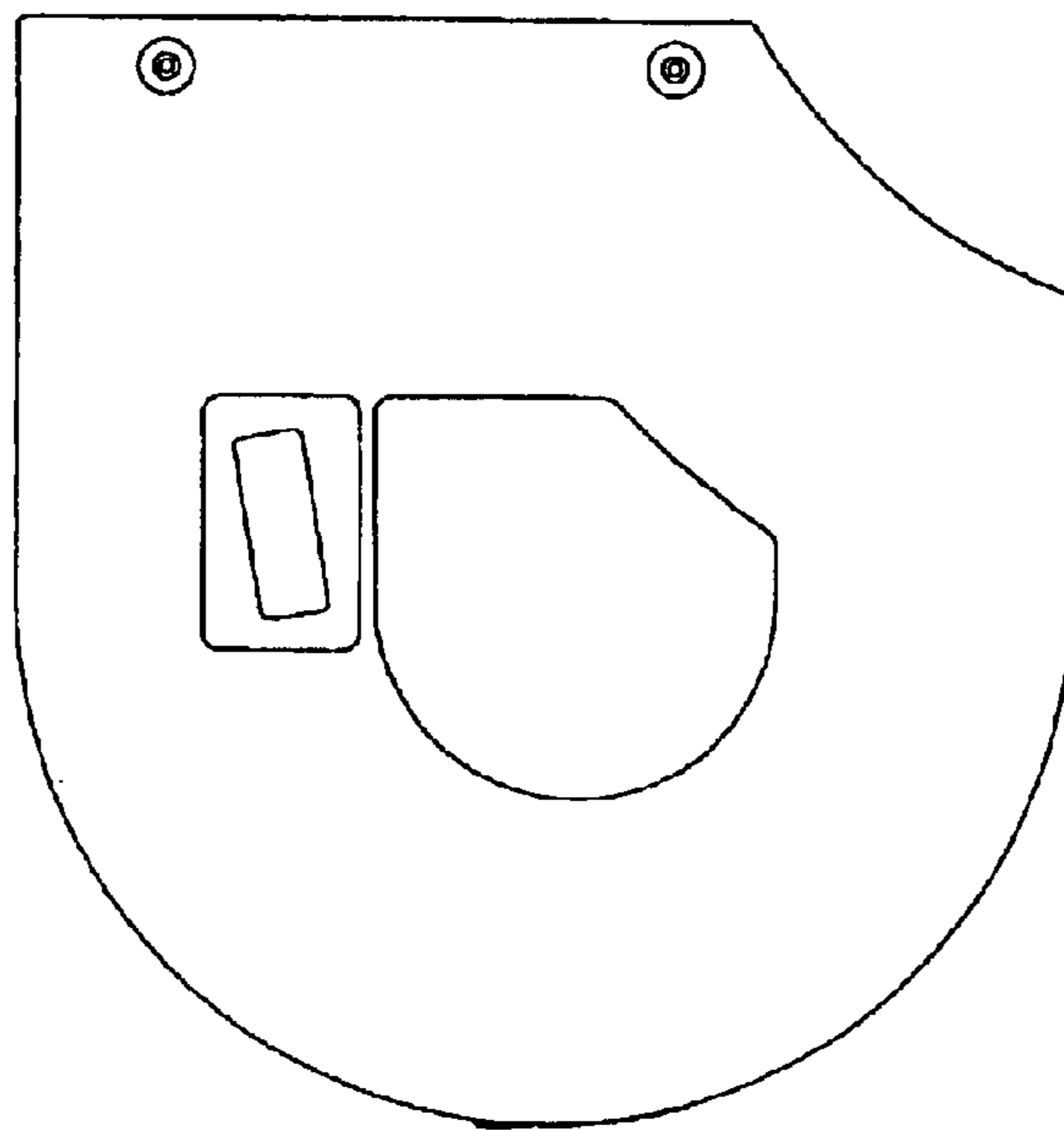


FIG. 3



FIG. 4



FIG. 5




FIG. 6




FIG. 7