

US00D493134S1

(12) **United States Design Patent**  
**McCoy et al.**

(10) **Patent No.: US D493,134 S**  
(45) **Date of Patent: \*\* Jul. 20, 2004**

(54) **STEPPED ACCESSORY BRACKET**

(75) Inventors: **Richard W. McCoy**, Granger, IN (US);  
**Jason R. Moldthan**, Osceola, IN (US)

(73) Assignee: **Cequent Towing Products, Inc.**,  
Plymouth, MI (US)

(\*\*) Term: **14 Years**

(21) Appl. No.: **29/170,351**

(22) Filed: **Nov. 4, 2002**

(51) **LOC (7) Cl.** ..... **12-06**

(52) **U.S. Cl.** ..... **D12/223; D12/223**

(58) **Field of Search** ..... D8/349, 354, 366,  
D8/373, 380; D12/162, 223; 248/300, 301,  
304, 317, 322, 339; 280/416.1, 416.2, 417.1,  
455.1, 456.1, 457, 460.1, 477, 478.1, 479.1,  
479.2, 479.3, 480, 491.5, 495, 501, 504,  
508

(56) **References Cited**

**U.S. PATENT DOCUMENTS**

4,826,200	A	*	5/1989	Tingley	.....	280/414.1
4,950,010	A		8/1990	Denny		
D445,738	S		7/2001	Lindenman et al.		
6,428,031	B1		8/2002	McCoy et al.		
D462,930	S	*	9/2002	McCoy et al.	.....	D12/223
D463,353	S	*	9/2002	McCoy et al.	.....	D12/223

D464,309	S	*	10/2002	McCoy et al.	.....	D12/223
D472,189	S	*	3/2003	McCoy et al.	.....	D12/162
D472,190	S	*	3/2003	McCoy et al.	.....	D12/162
D473,827	S	*	4/2003	McCoy et al.	.....	D12/162
D477,269	S	*	7/2003	McCoy et al.	.....	D12/223
D478,544	S	*	8/2003	McCoy et al.	.....	D12/223
6,634,666	B2	*	10/2003	Shilitz et al.	.....	280/470

\* cited by examiner

*Primary Examiner*—Doris V. Coles

*Assistant Examiner*—Elizabeth A. Albert

(74) *Attorney, Agent, or Firm*—King & Schickli, PLLC

(57) **CLAIM**

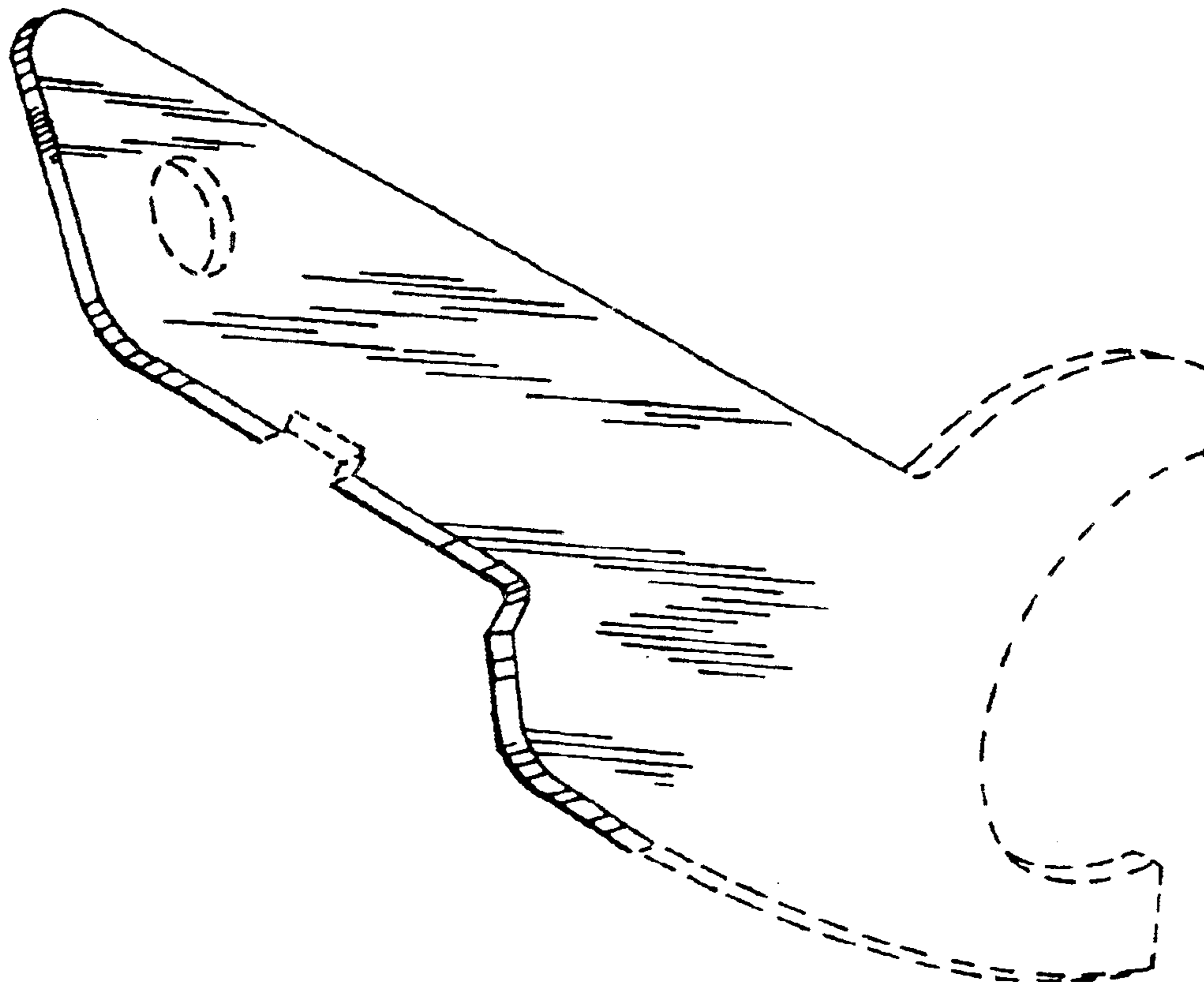
The ornamental design for a stepped accessory bracket, as shown and described.

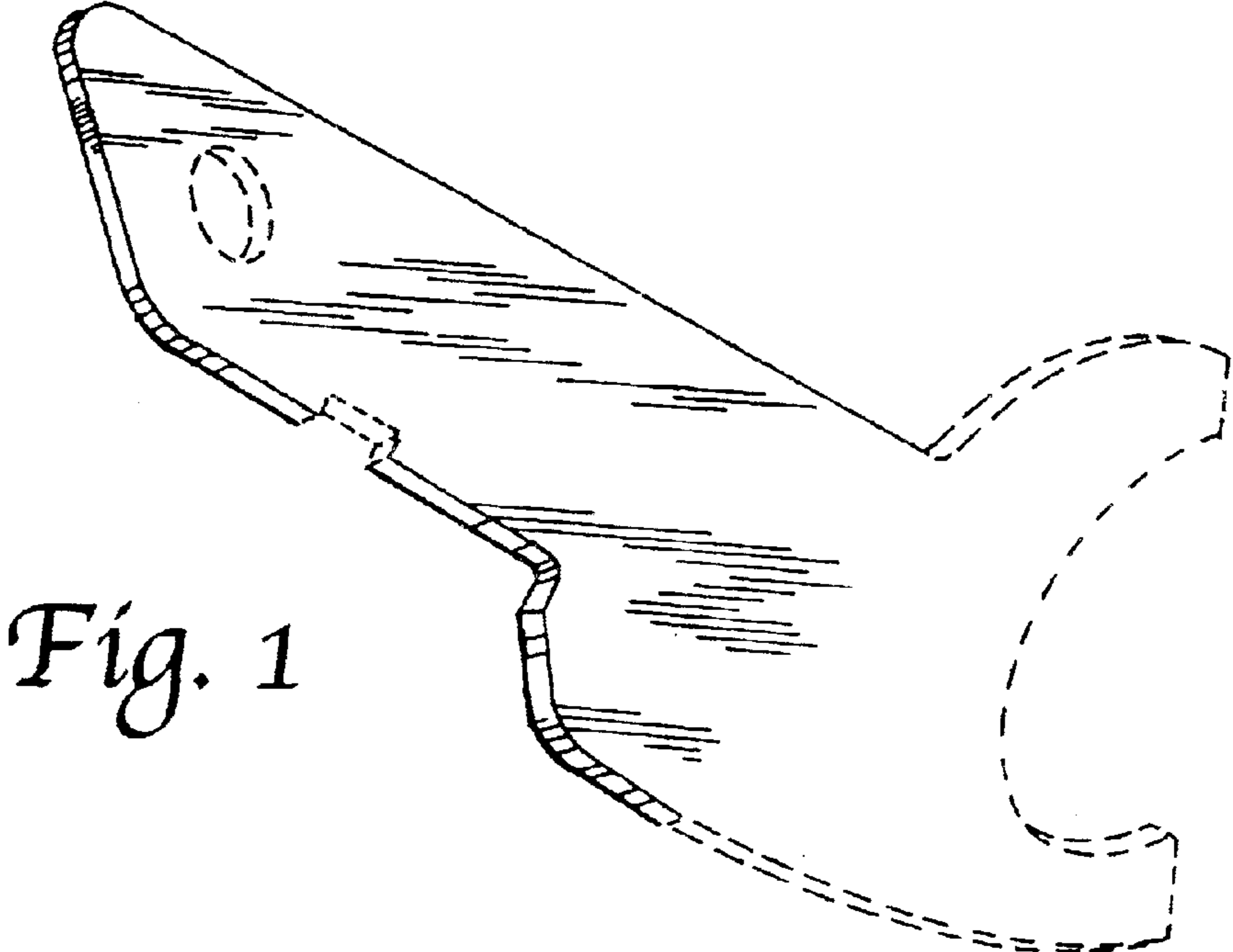
**DESCRIPTION**

FIG. 1 is a perspective view of the stepped accessory bracket of the present invention;  
FIG. 2 is a front elevational view thereof;  
FIG. 3 is a right side elevational view, the left side being a mirror image thereof;  
FIG. 4 is a rear elevational view thereof;  
FIG. 5 is a top plan view thereof; and,  
FIG. 6 is a bottom plan view thereof.

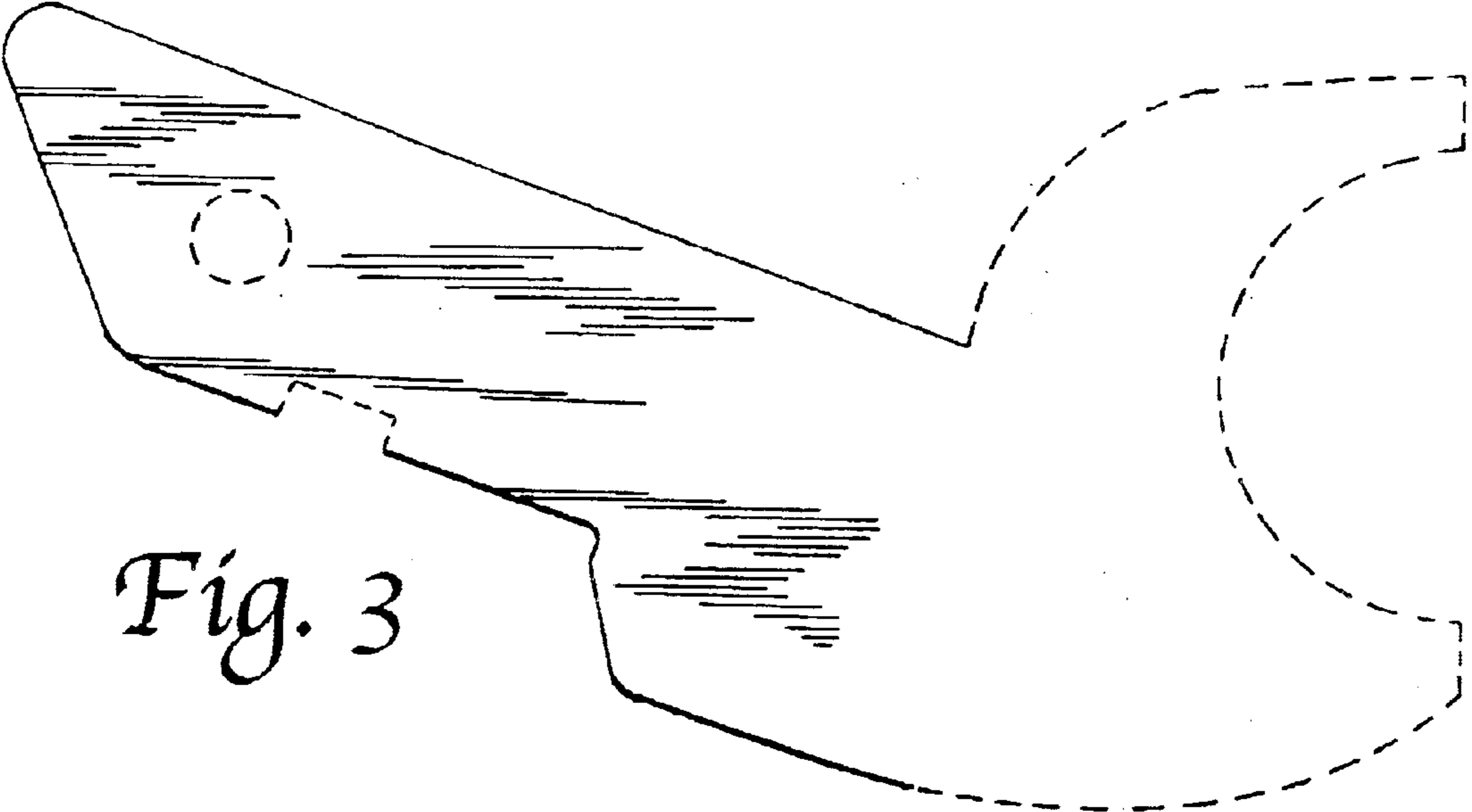
The broken lines showing environment in the drawings are for illustrative purposes only and form no part of the claimed design.

**1 Claim, 2 Drawing Sheets**





*Fig. 1*



*Fig. 3*



*Fig. 2*



*Fig. 4*



*Fig. 5*



*Fig. 6*