

US00D493130S1

(12) **United States Design Patent** (10) **Patent No.:** **US D493,130 S**
Knoch et al. (45) **Date of Patent:** **** Jul. 20, 2004**

(54) **REAR VIEW MIRROR FRAME**

(75) Inventors: **Frederich H. Knoch**, Racine, WI (US);
Brian T. Nelson, Racine, WI (US);
Jason M. Joers, Muskego, WI (US)

(73) Assignee: **Harley-Davidson Motor Company Group, Inc.**, Milwaukee, WI (US)

(**) Term: **14 Years**

(21) Appl. No.: **29/174,590**

(22) Filed: **Jan. 21, 2003**

Related U.S. Application Data

(63) Continuation of application No. 29/154,552, filed on Jan. 25, 2002, now Pat. No. Des. 474,136.

(51) **LOC (7) Cl.** **12-16**

(52) **U.S. Cl.** **D12/187**

(58) **Field of Search** D12/110, 187;
359/838-881; 180/219

(56) **References Cited**

U.S. PATENT DOCUMENTS

D365,073 S	*	12/1995	Nagano	D12/187
D397,976 S	*	9/1998	Otto	D12/187
D399,809 S	*	10/1998	Leveille	D12/187

OTHER PUBLICATIONS

Drag Specialties 1995 catalog, Die-Cast Replacement Mirrors and Replacement Mirror Stems at bottom of p. 376.* 'Inferno®' Mirrors, Inferno® Blaze Mirrors, Slotted 'Mirage®' Mirrors, and Custom Chrome® Die-Cast Mirrors (Rectangular Mirrors), pp. 5.43 and 5.47, Custom Chrome '99, published 1999.

Mirrors—Harley-Davidson 2001 Genuine Motor Accessories and Genuine Motor Parts catalog, pp. 536-539, published in 2000.

JC Whitney™ Spring 1999 Motorcycle accessories and parts catalog, Chrome-plated deluxe adjustable mirror 'B' and Chromed Adjustable Teardrop-Style Mirror on p. 86.

* cited by examiner

Primary Examiner—Alan P. Douglas

Assistant Examiner—Linda Brooks

(74) *Attorney, Agent, or Firm*—Michael Best & Friedrich LLP

(57) **CLAIM**

We claim the ornamental design for a rear view mirror frame, as shown and described.

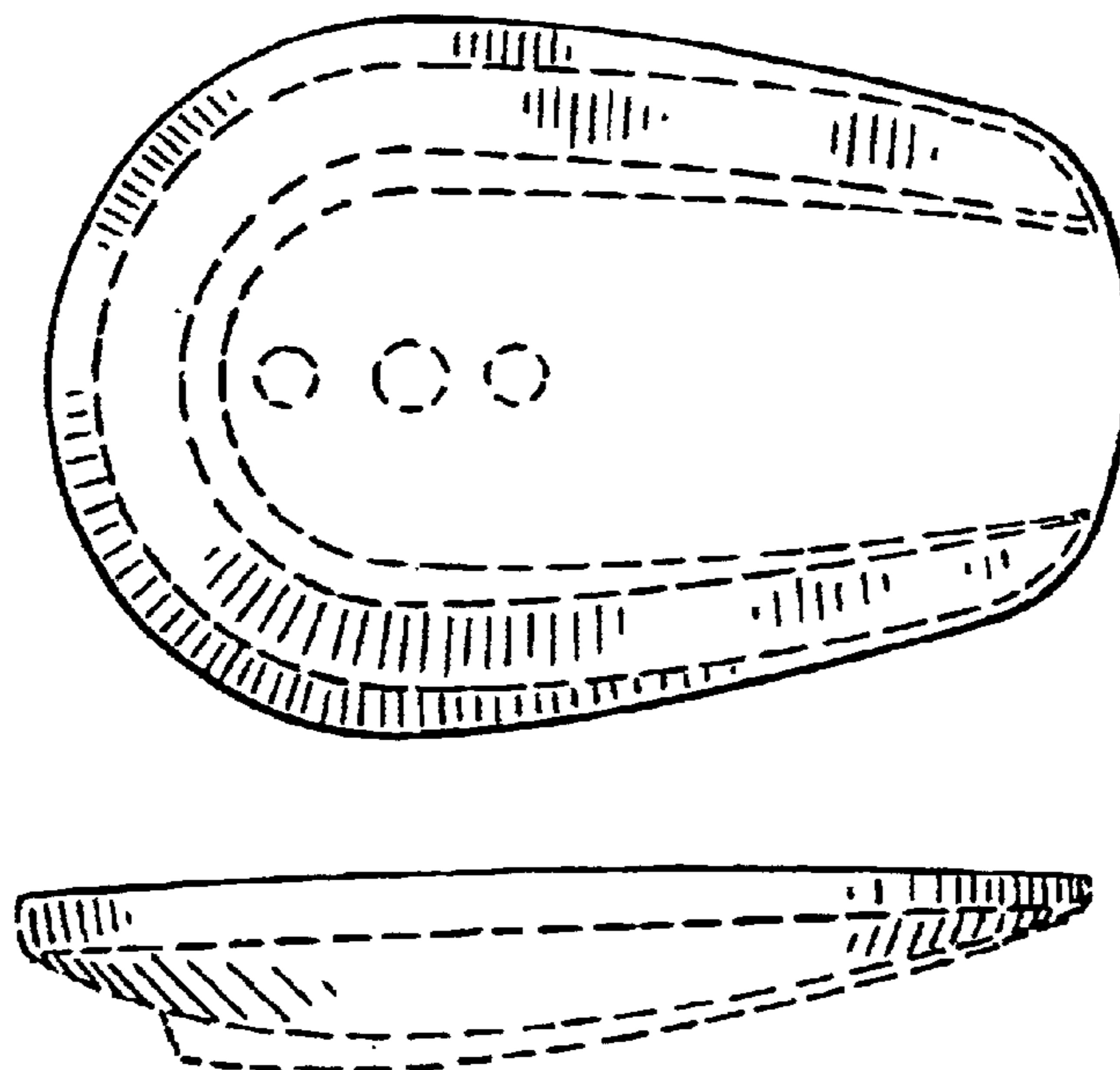
DESCRIPTION

FIG. 1 is a front view illustrating a rear view mirror frame; and,

FIG. 2 is a top view illustrating the rear view mirror frame shown in FIG. 1.

The broken lines immediately adjacent the shaded, contoured, areas represent the boundaries of the claimed design, while all other broken lines are for illustrative purposes only and form no part of the claimed design.

1 Claim, 1 Drawing Sheet



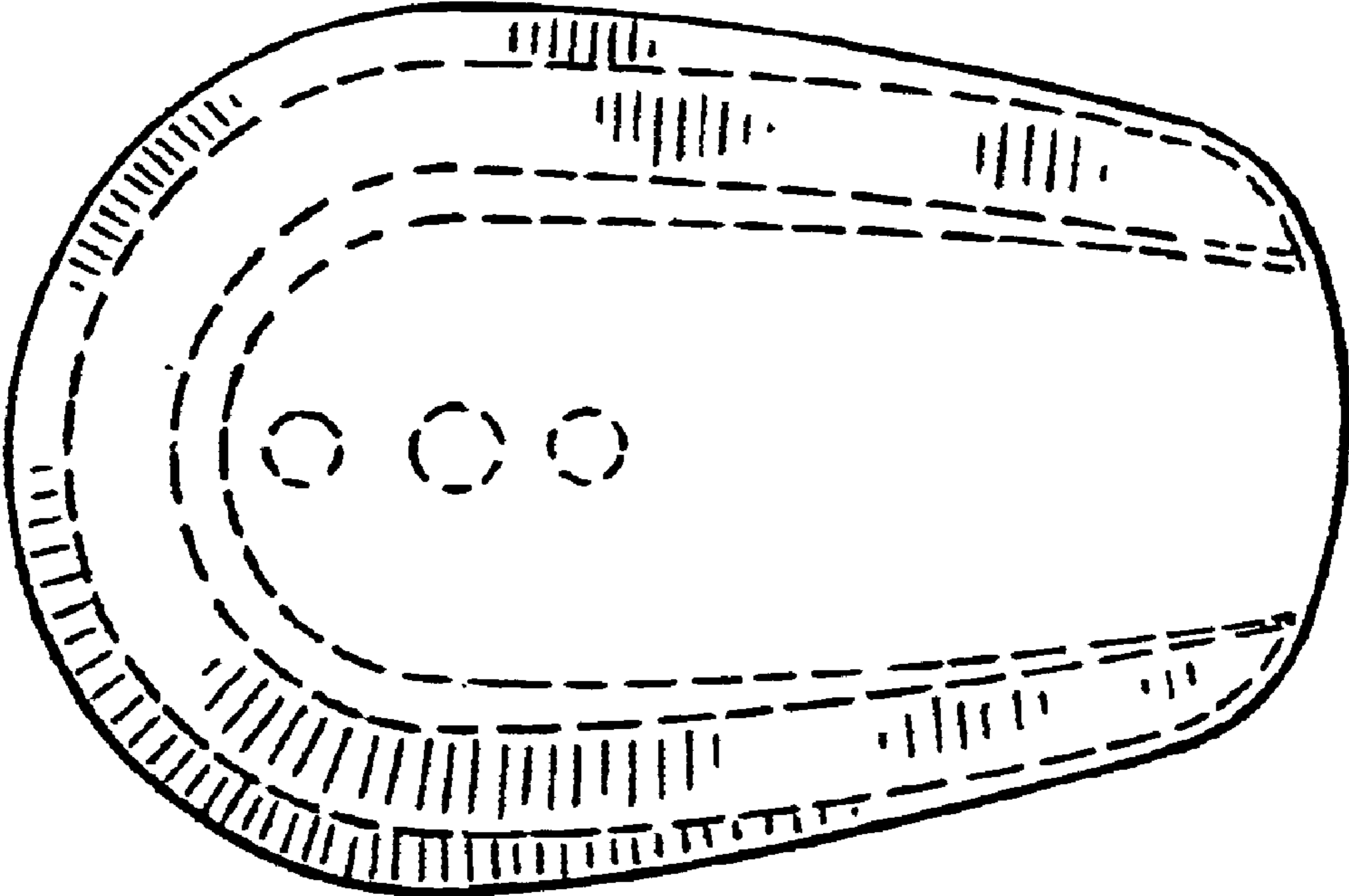


Fig. 1




Fig. 2