

US00D493118S1

(12) **United States Design Patent**  
**Neri**

(10) **Patent No.:** **US D493,118 S**  
(45) **Date of Patent:** **\*\* Jul. 20, 2004**

- (54) **CHAIN**
- (75) **Inventor:** **Danilo Neri, Caprese Michelangelo (IT)**
- (73) **Assignee:** **Neri Romualdo S.p.A., Arezzo (IT)**
- (\*\*) **Term:** **14 Years**
- (21) **Appl. No.:** **29/169,627**
- (22) **Filed:** **Oct. 24, 2002**
- (51) **LOC (7) Cl.** ..... **11-01**
- (52) **U.S. Cl.** ..... **D11/13; D11/3**
- (58) **Field of Search** ..... **D11/1-15, 18-20,**  
**D11/22-25, 93; 63/3, 3.1, 4, 5.1, 9, 11,**  
**21, 38; 59/2, 78, 79.1, 79.3, 80-84, 35.1;**  
**D10/32; 224/175**

- 3,864,906 A \* 2/1975 Cullen ..... 59/84
- 4,067,188 A \* 1/1978 Takahashi ..... 59/31
- 4,498,284 A \* 2/1985 Gearhart ..... 59/84
- 5,469,697 A \* 11/1995 Kuroki ..... 59/35.1

\* cited by examiner

*Primary Examiner*—Ralf Seifert  
(74) *Attorney, Agent, or Firm*—Young & Thompson

(57) **CLAIM**

The ornamental design for a chain, as shown and described.

**DESCRIPTION**


FIG. 1 is a front view of a portion of the chain showing my new design;  
FIG. 2 is a front view of the chain shown in FIG. 1 being rotated through 90° degrees;  
FIG. 3 is a front view of a link of the chain shown in FIG. 1;  
FIG. 4 is a bottom view of the link shown in FIG. 3; and,  
FIG. 5 is a side view of the link shown in FIG. 3.

(56) **References Cited**

**U.S. PATENT DOCUMENTS**

- 358,720 A \* 3/1887 Beach ..... 63/4
- 2,399,953 A \* 5/1946 Temple ..... 59/35.1
- 2,439,522 A \* 4/1948 Miller ..... 59/35.1

**1 Claim, 1 Drawing Sheet**



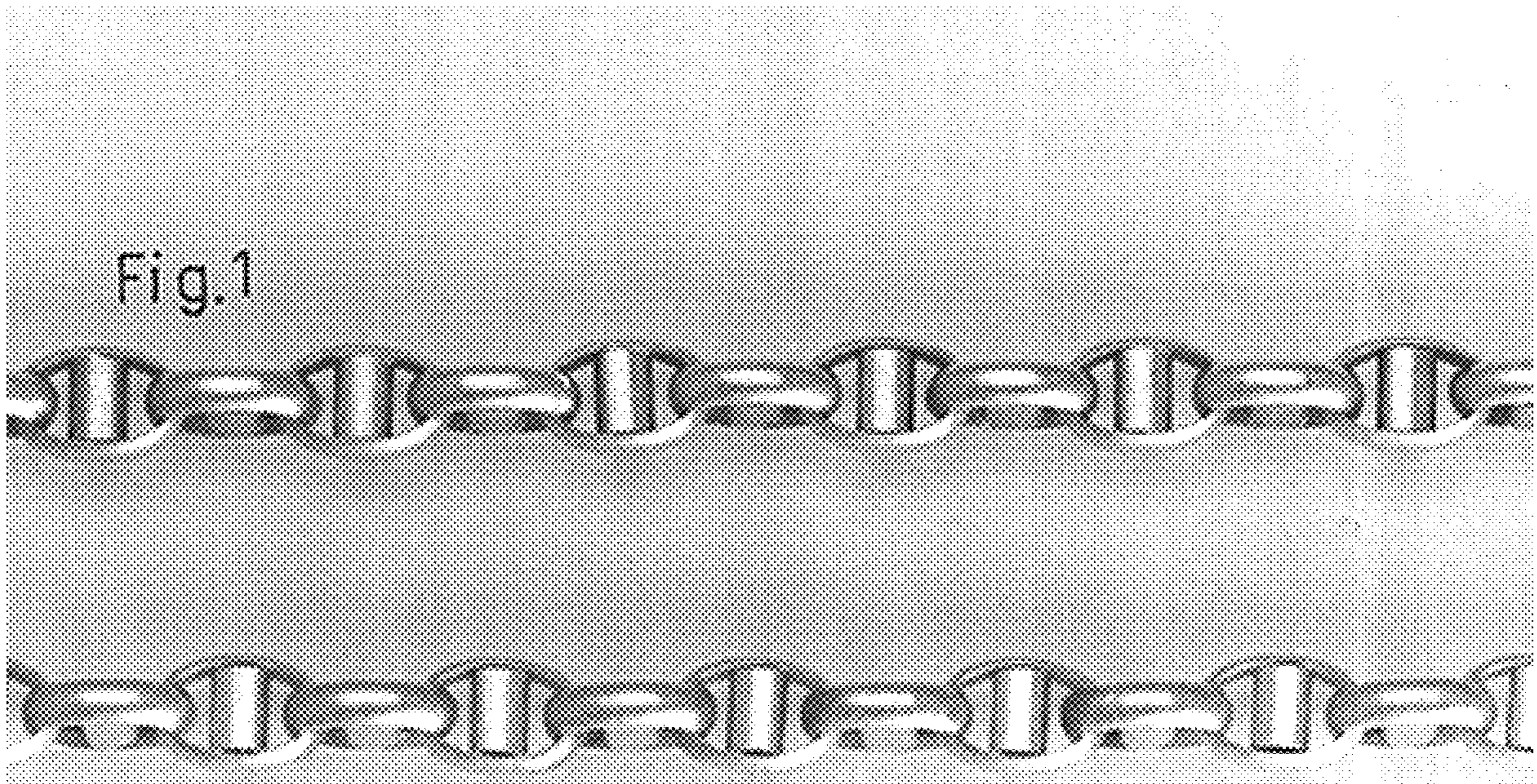


Fig. 1

Fig. 2



Fig. 3




Fig. 4



Fig. 5