

US00D493112S1

(12) **United States Design Patent**
Jørgensen

(10) **Patent No.:** **US D493,112 S**

(45) **Date of Patent:** **** Jul. 20, 2004**

(54) **WRIST WATCH**

(75) **Inventor:** **Carsten Jørgensen, St. Niklausen (CH)**

(73) **Assignee:** **PI-Design AG, Triengen (CH)**

(**) **Term:** **14 Years**

(21) **Appl. No.:** **29/192,212**

(22) **Filed:** **Oct. 22, 2003**

(30) **Foreign Application Priority Data**

Apr. 25, 2003 (DK) DA 2003 00239

(51) **LOC (7) Cl.** **10-02**

(52) **U.S. Cl.** **D10/32**

(58) **Field of Search** D10/1-40, 122-132;
368/276-277, 281-282, 285; D11/3-25;
63/1.1, 3, 5, 11; 224/164, 168, 178

(56) **References Cited**

U.S. PATENT DOCUMENTS

4,991,154 A * 2/1991 Perucchi 368/282

D315,515 S * 3/1991 Besson D10/32
D409,504 S * 5/1999 Collier D10/34
D423,949 S * 5/2000 Stoll D10/32

* cited by examiner

Primary Examiner—Nelson C. Holtje

(74) *Attorney, Agent, or Firm*—Nath & Associates PLLC;
Gary M. Nath

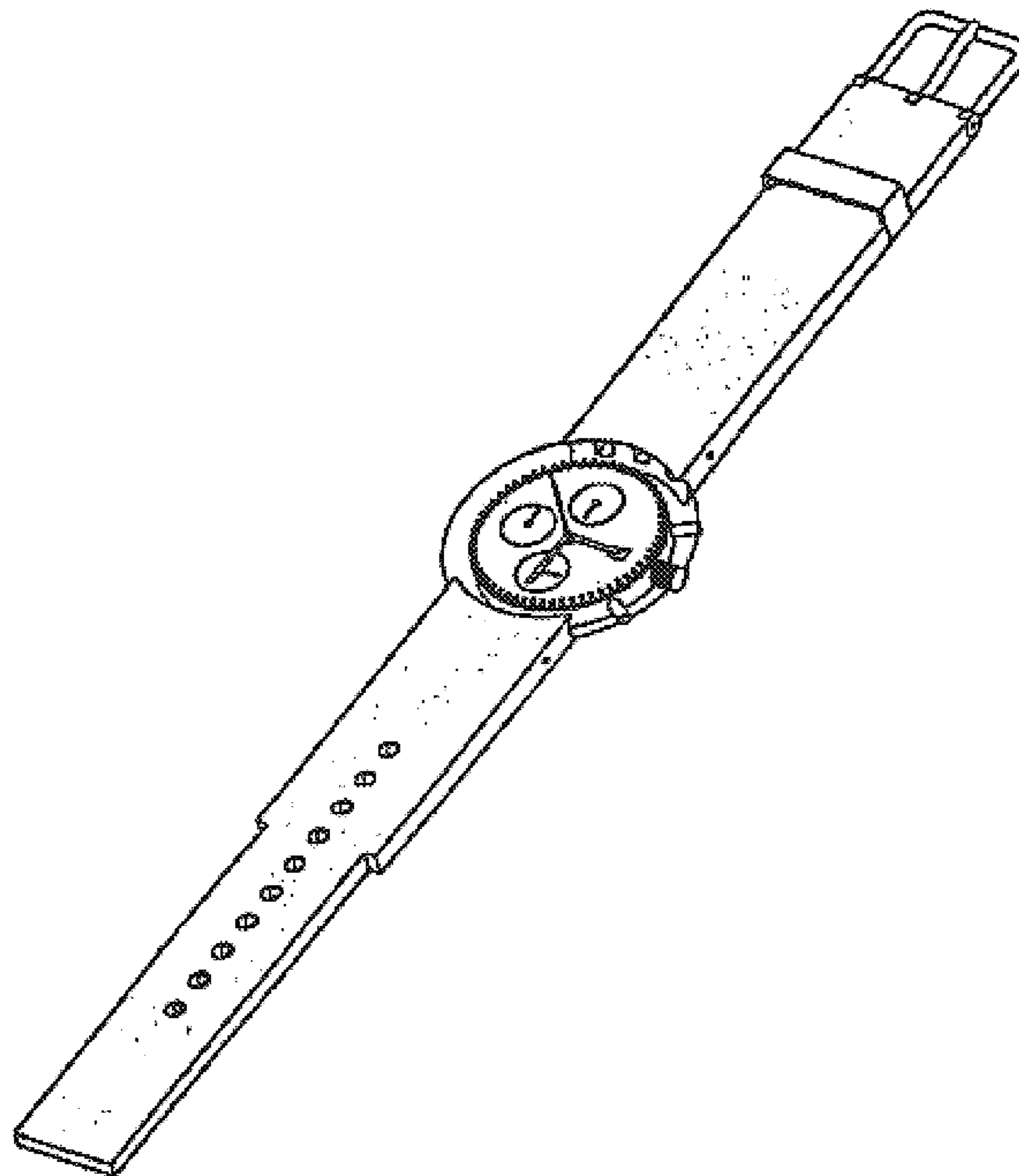
(57) **CLAIM**

The ornamental design for a wrist watch, as shown and described.

DESCRIPTION

FIG. 1 is an oblique perspective view of the wrist watch; FIG. 2 is a front view of the wrist watch, as shown in FIG. 1; FIG. 3 is a back side view of the wrist watch; FIG. 4 is a right side view of the wrist watch; FIG. 5 is a left side view of the wrist watch; FIG. 6 is a top view of the wrist watch; and, FIG. 7 is a bottom view of the wrist watch.

1 Claim, 7 Drawing Sheets



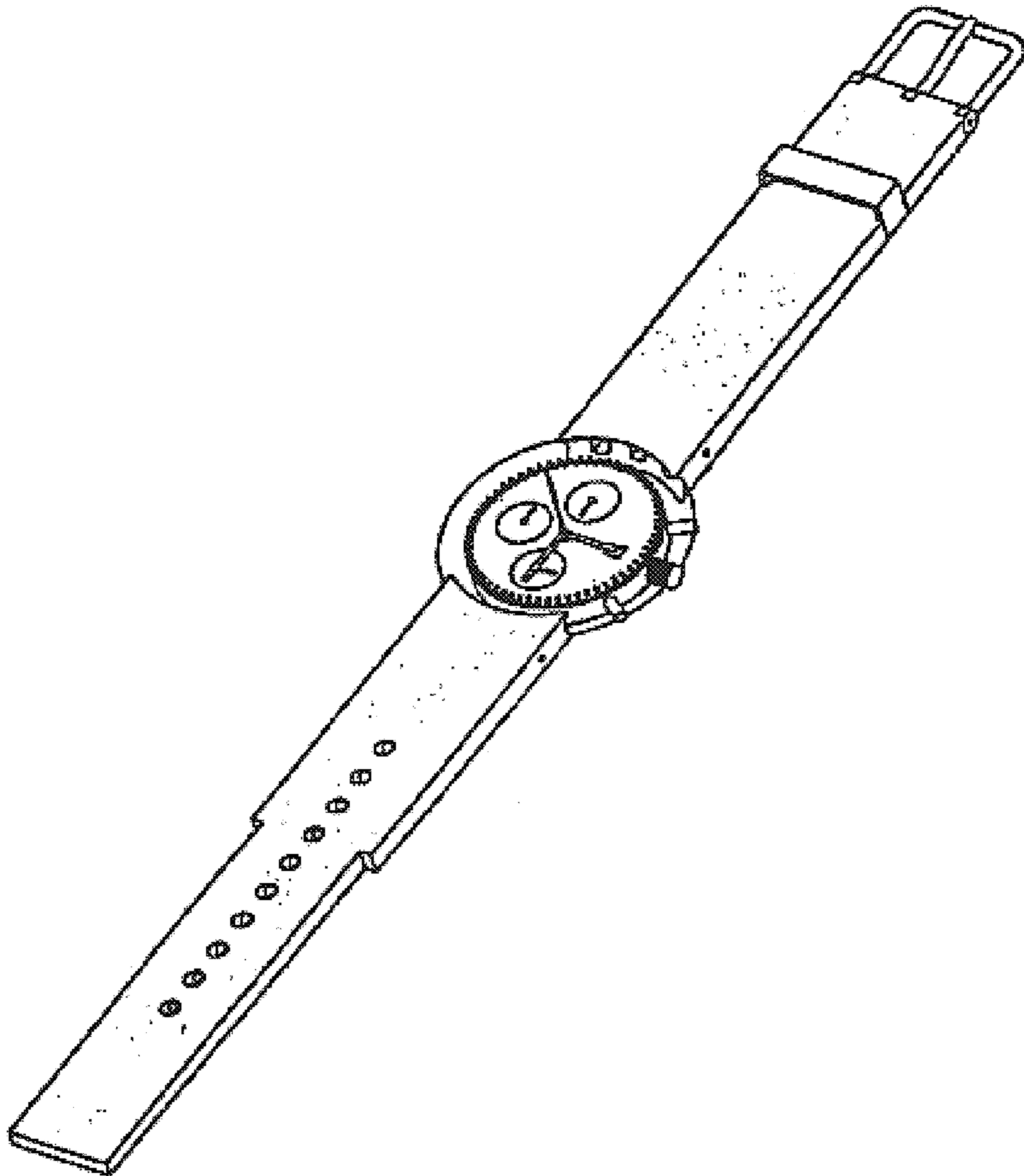


FIG: 1

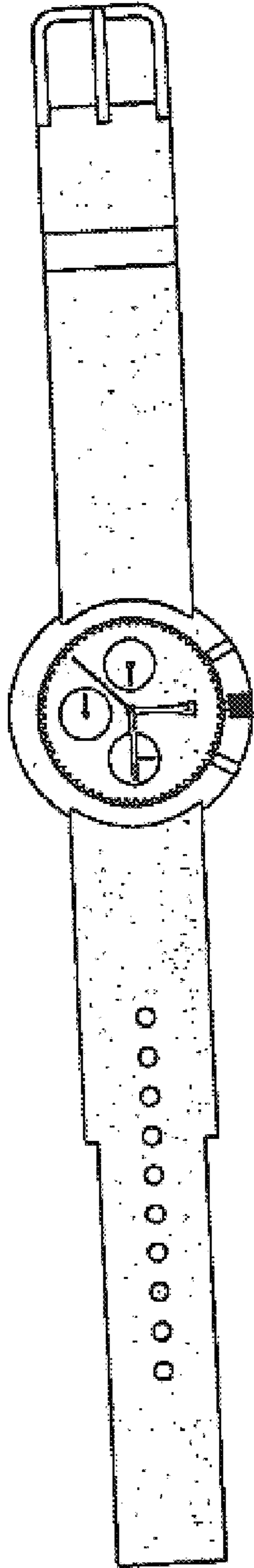


FIG: 2

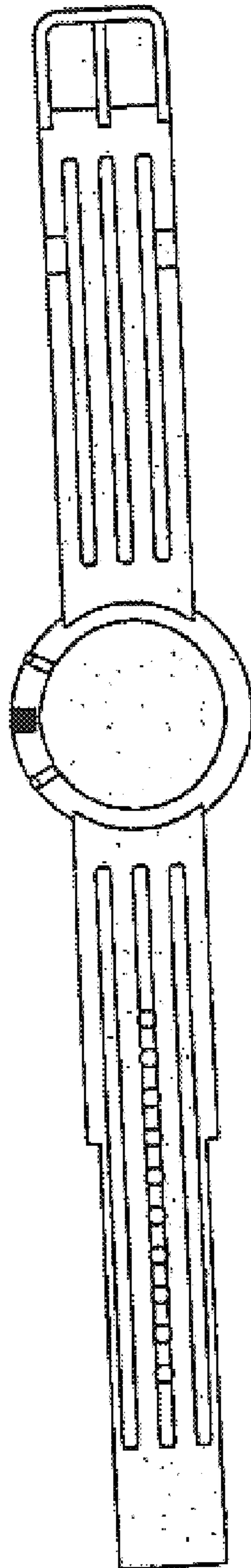


FIG: 3



FIG: 4

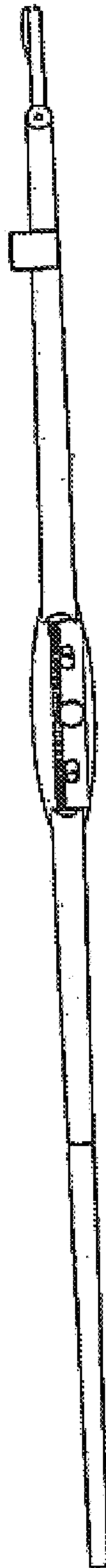


FIG: 5



FIG: 6



FIG: 7