

US00D493111S1

(12) **United States Design Patent**  
**Afshar**

(10) **Patent No.:** **US D493,111 S**  
(45) **Date of Patent:** **\*\* Jul. 20, 2004**

(54) **WATCH**

(76) **Inventor:** **Homayoun Afshar**, 4633 White Oak Pl., Encino, CA (US) 91316

(\*\*) **Term:** **14 Years**

(21) **Appl. No.:** **29/168,329**

(22) **Filed:** **Sep. 27, 2002**

(51) **LOC (7) Cl.** ..... **10-02**

(52) **U.S. Cl.** ..... **D10/32**

(58) **Field of Search** ..... D10/1-39, 122-132;  
368/276-277, 285, 281-282; 224/168, 164,  
178; D11/3-25; 63/1.11, 3, 5, 11

(56) **References Cited**

**U.S. PATENT DOCUMENTS**

- D244,432 S \* 5/1977 Haber ..... D10/32
- D413,531 S \* 9/1999 Philippe ..... D10/32
- D434,679 S \* 12/2000 Dumas ..... D10/39
- D452,657 S \* 1/2002 Hegi ..... D10/32

- D453,475 S \* 2/2002 Xing ..... D10/32
- D453,690 S \* 2/2002 DaOrigny ..... D10/39
- D462,015 S \* 8/2002 Blondin ..... D10/30
- D474,700 S \* 5/2003 Court ..... D10/39
- D475,638 S \* 6/2003 Modolo ..... D10/39

\* cited by examiner

*Primary Examiner*—Nelson C. Holtje


(57) **CLAIM**

The ornamental design for a watch, as shown and described.

**DESCRIPTION**

FIG. 1 is a top plan view of a watch showing my new design, the band of which is shown, the band of which is shown cropped for illustrative purposes only;  
 FIG. 2 is a bottom plan view thereof;  
 FIG. 3 is a left plan view thereof;  
 FIG. 4 is a right plan view thereof;  
 FIG. 5 is a forward plan view thereof; and,  
 FIG. 6 is a rear plan view thereof.

**1 Claim, 3 Drawing Sheets**






FIG. 1

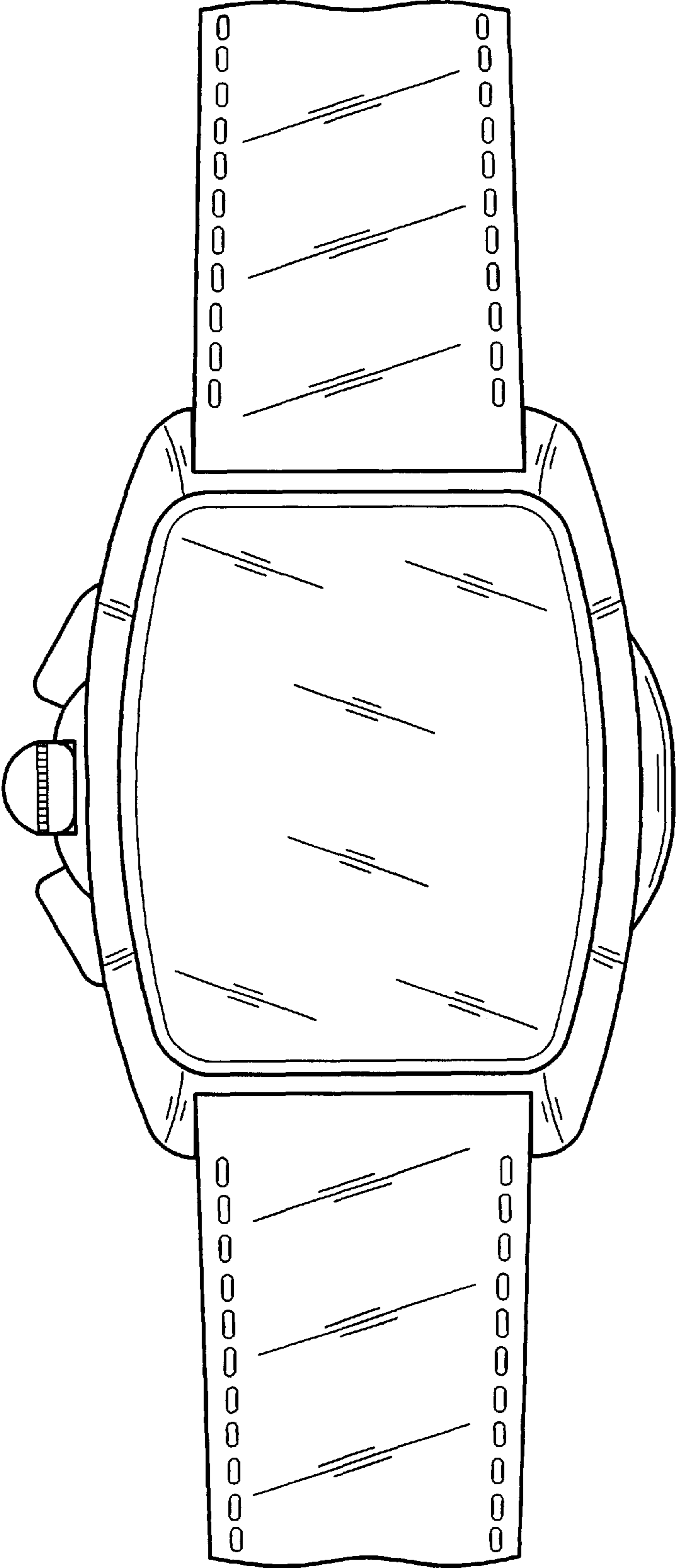


FIG. 2

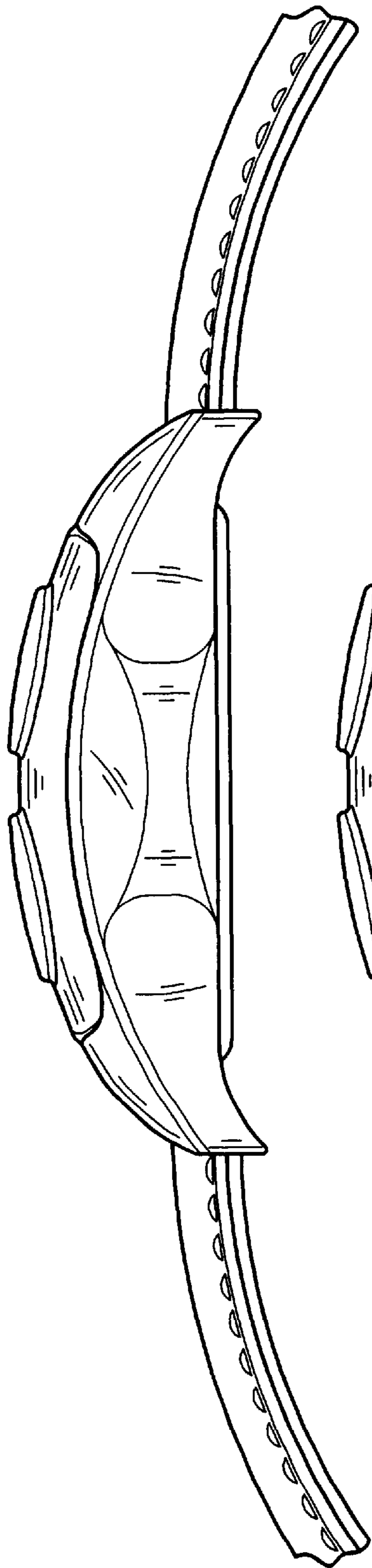


FIG. 3

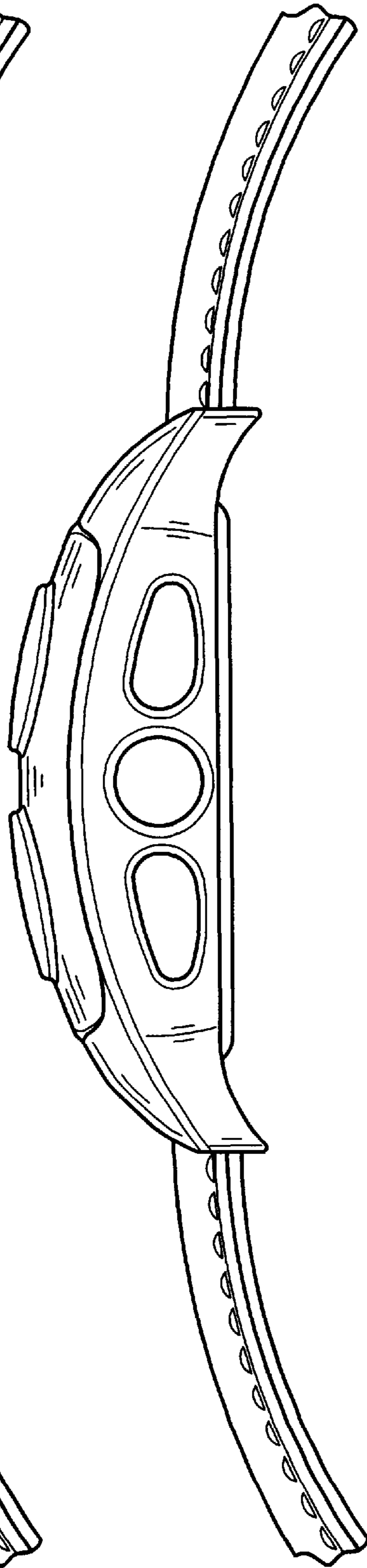


FIG. 4

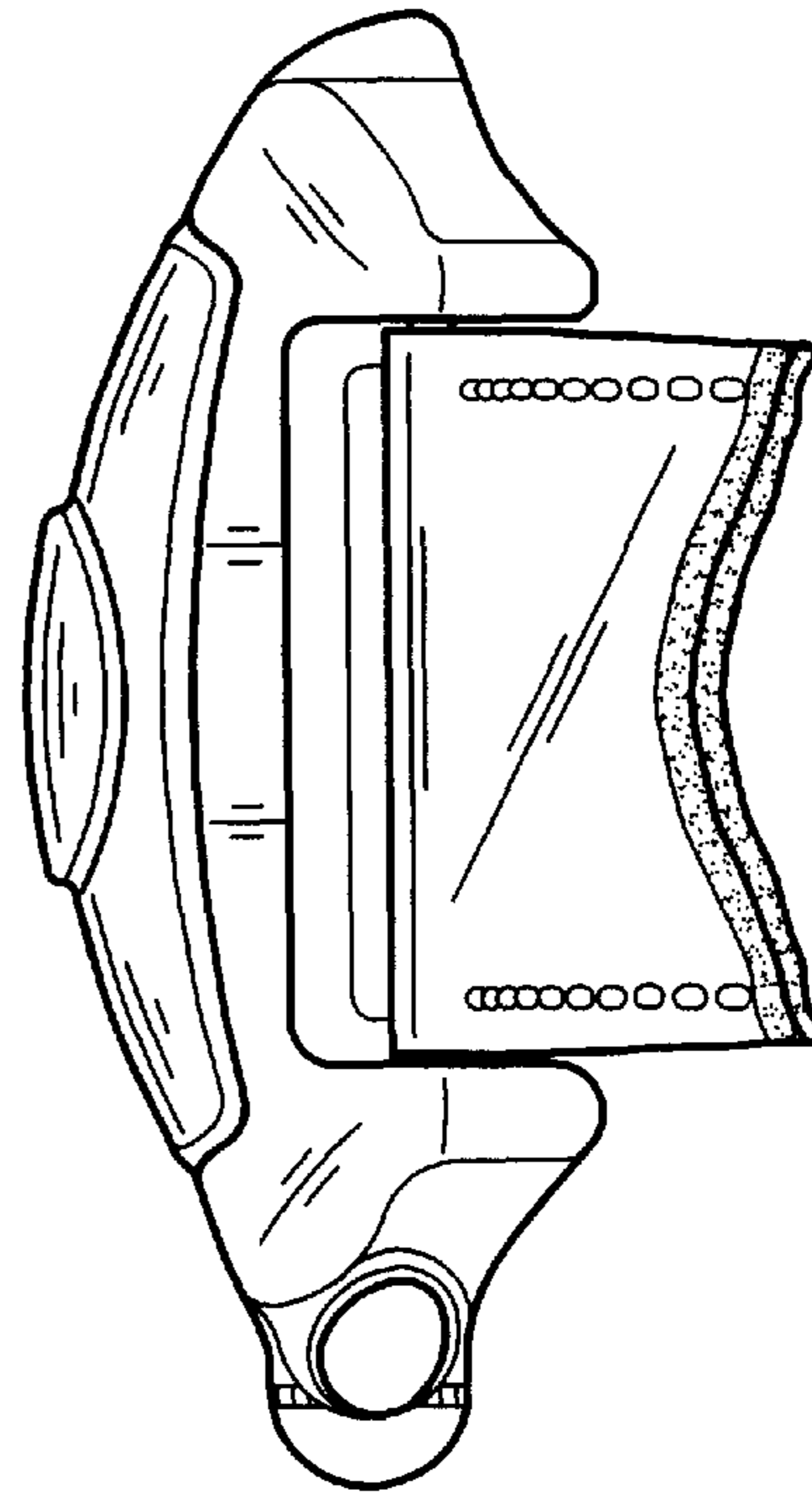


FIG. 5

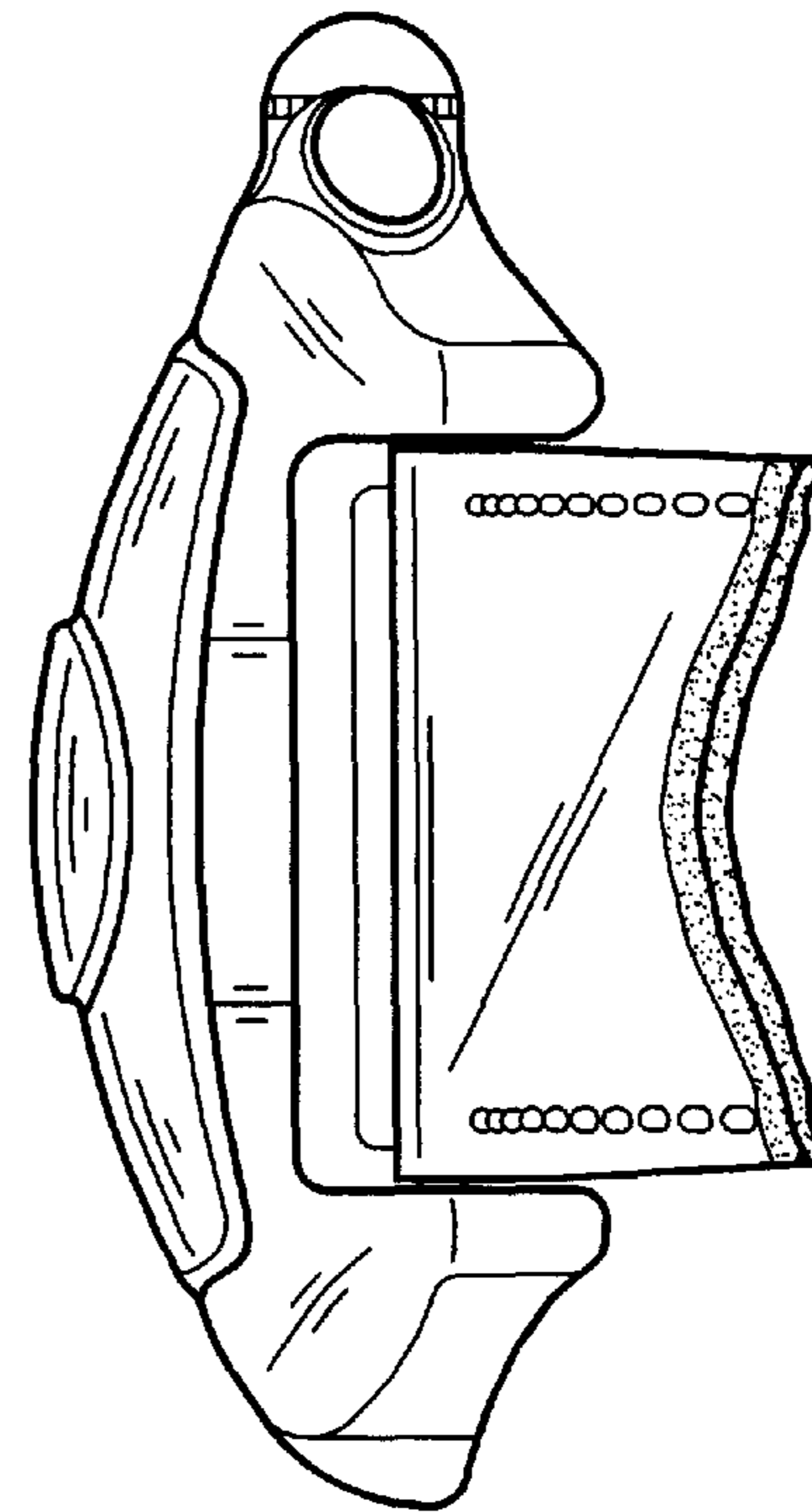


FIG. 6