

US00D493103S1

(12) **United States Design Patent Grant** (10) **Patent No.:** **US D493,103 S**
 (45) **Date of Patent:** **** Jul. 20, 2004**

- (54) **DISPENSER**
 (75) Inventor: **Bradford Grant**, Bridgewater, NJ (US)
 (73) Assignee: **Warner-Lambert Company LLC**,
 Morris Plains, NJ (US)
 (**) Term: **14 Years**
 (21) Appl. No.: **29/183,901**
 (22) Filed: **Jun. 17, 2003**

5,174,471 A	12/1992	Kozlowski et al.
5,178,298 A	1/1993	Allina
5,351,858 A	10/1994	Bar-Yona et al.
5,361,908 A	11/1994	Drew et al.
D358,093 S	5/1995	Lanteigne et al.
5,460,295 A	10/1995	Law
5,553,739 A	9/1996	Plum et al.
5,632,399 A	5/1997	Palmieri et al.
5,657,901 A	8/1997	Farside
5,687,885 A	11/1997	Turk et al.
D399,604 S	10/1998	Wolff
5,816,441 A	10/1998	Farside
D405,524 S	2/1999	Falk et al.
5,954,228 A	9/1999	Minnette
D430,022 S	8/2000	Goettner
6,119,958 A	9/2000	De Vecchi
6,206,235 B1	3/2001	Green
D442,478 S	5/2001	Holthaus
D467,799 S	12/2002	Persson
D475,917 S	6/2003	Grant
D485,490 S	* 1/2004	Grant D9/339

Related U.S. Application Data

- (63) Continuation-in-part of application No. 29/163,636, filed on Jul. 8, 2002, now Pat. No. Des. 485,751.
 (51) **LOC (7) Cl.** **09-01**
 (52) **U.S. Cl.** **D9/339**
 (58) **Field of Search** D9/337-339, 341,
 D9/346, 414-416, 424, 430-434, 443, 449;
 D8/49; D24/101; D26/6, 9-10; 221/208,
 210; 222/92, 173

* cited by examiner

Primary Examiner—Philip S. Hyder
Assistant Examiner—Daniel Bui
 (74) *Attorney, Agent, or Firm*—Evan J. Federman; Darryl C. Little; Kenneth G. Lemke

(56) **References Cited**

U.S. PATENT DOCUMENTS

823,823 A	6/1906	Sutherland
2,011,394 A	8/1935	Bruns et al.
2,531,737 A	11/1950	Lyon, Jr.
2,567,089 A	9/1951	Walsh
2,669,349 A	2/1954	Silver
2,683,554 A	7/1954	Mulhauser, Jr.
2,774,470 A	12/1956	Q'Part
2,877,927 A	3/1959	King, Jr.
3,059,762 A	10/1962	Yoshimoto
3,301,437 A	1/1967	Faber
3,896,967 A	7/1975	Doolittle
3,942,683 A	3/1976	Haas
4,168,786 A	9/1979	Veiniere
4,180,192 A	12/1979	Breslau
4,354,619 A	10/1982	Wippermann et al.
4,405,060 A	9/1983	Hsei
4,415,098 A	11/1983	Haas
4,492,316 A	1/1985	Emms

(57) **CLAIM**

The ornamental design for a dispenser, as shown and described.

DESCRIPTION

FIG. 1 is a front perspective view of the dispenser;
 FIG. 2 is a right side perspective view of the dispenser;
 FIG. 3 is a left side elevational view of the dispenser;
 FIG. 4 is a front elevational view of the dispenser;
 FIG. 5 is a rear elevational view of the dispenser;
 FIG. 6 is a top plan view of the dispenser; and,
 FIG. 7 is a bottom plan view of the dispenser.
 The broken line showing on FIGS. 1-7 are for illustrative purposes only and form no part of the claimed design.

1 Claim, 5 Drawing Sheets

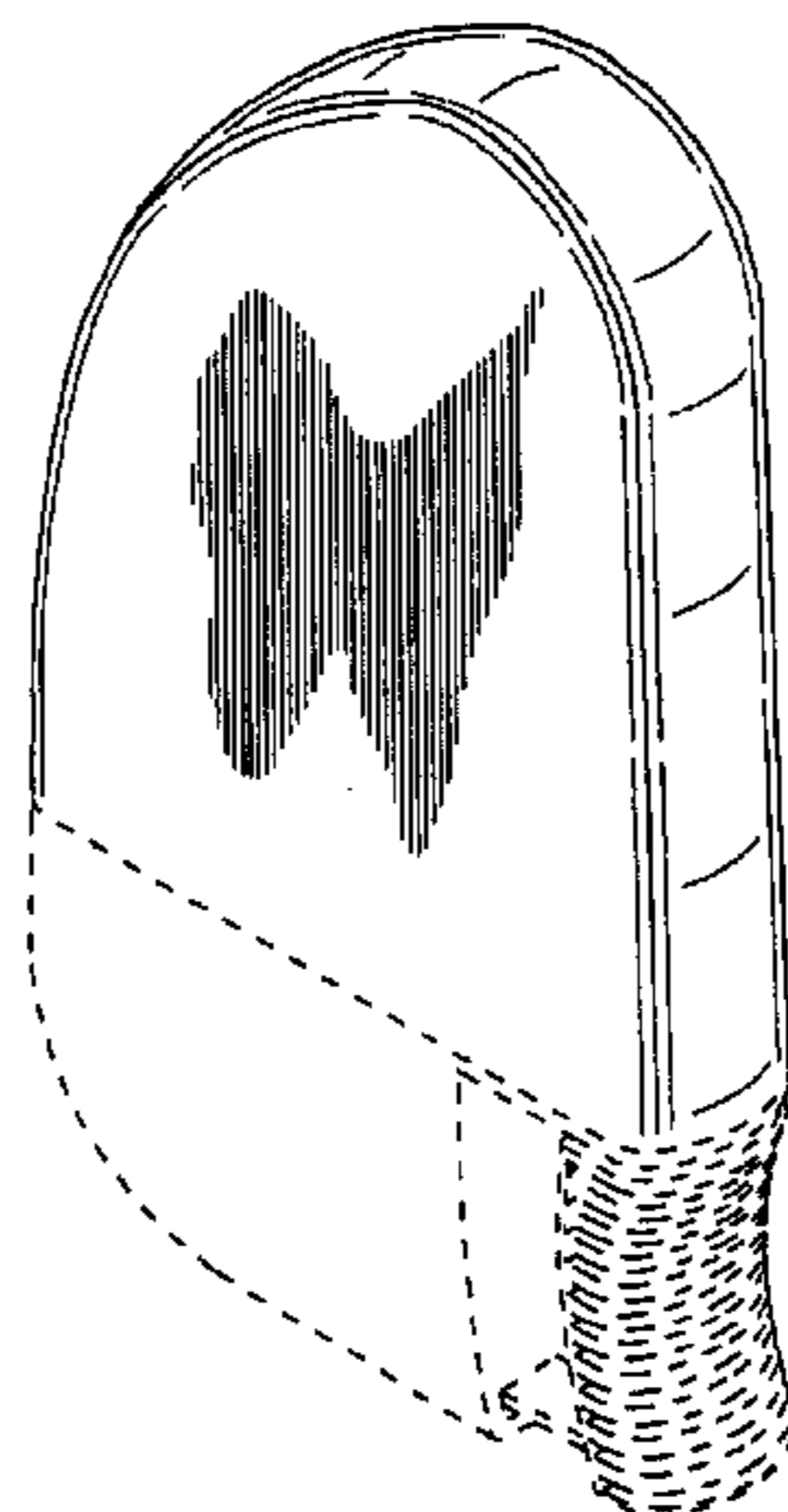


FIG. 1

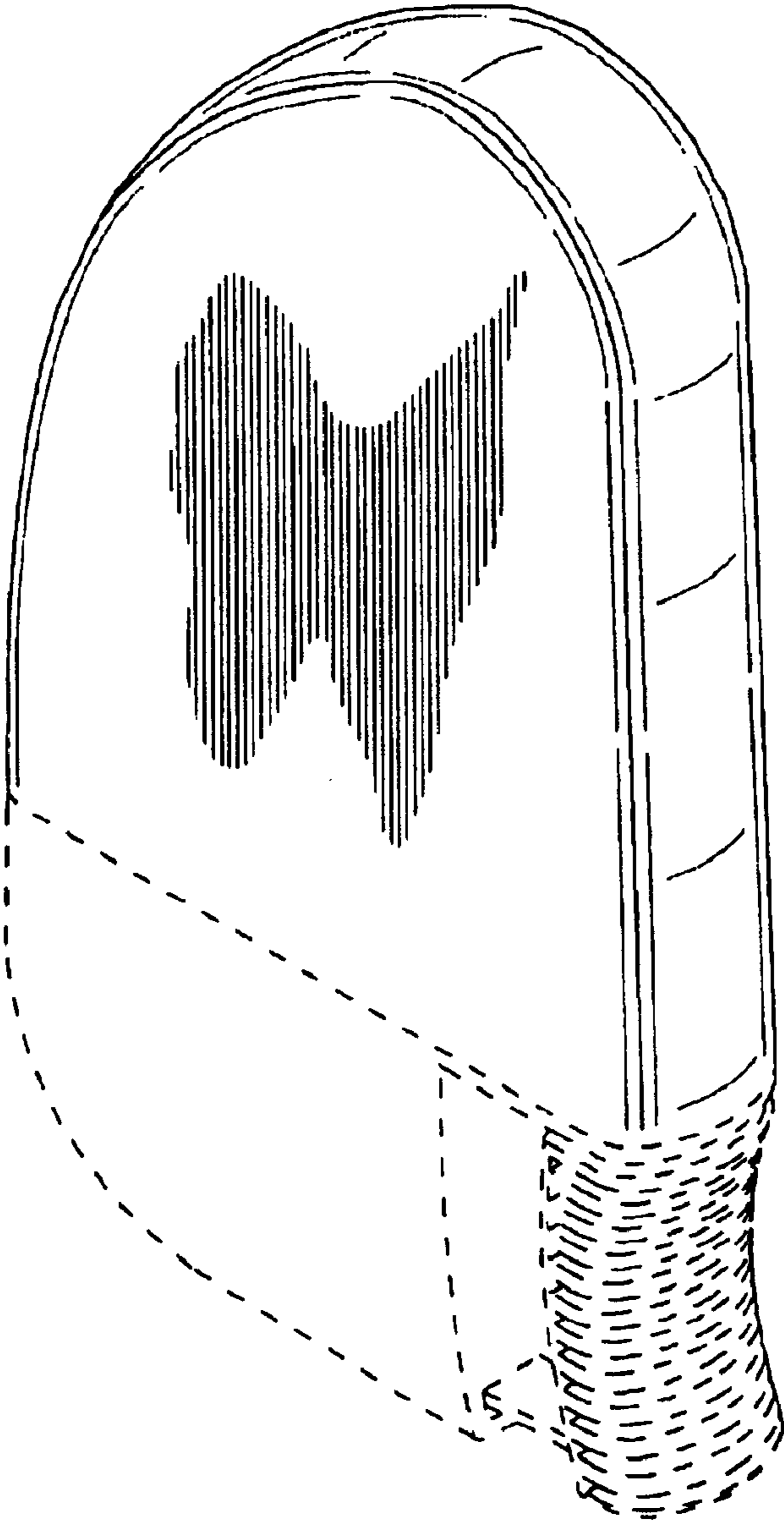


FIG. 2

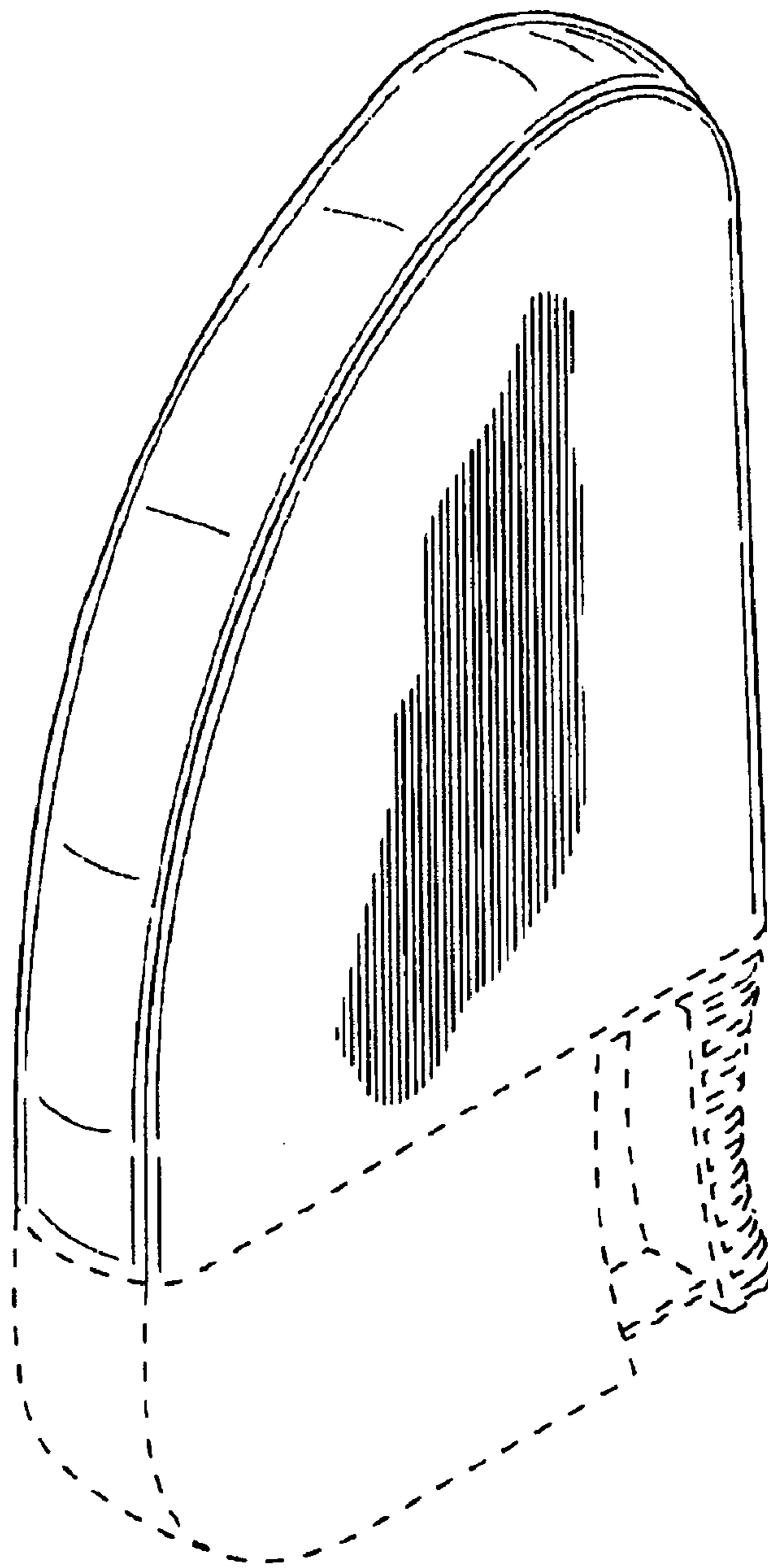


FIG. 3

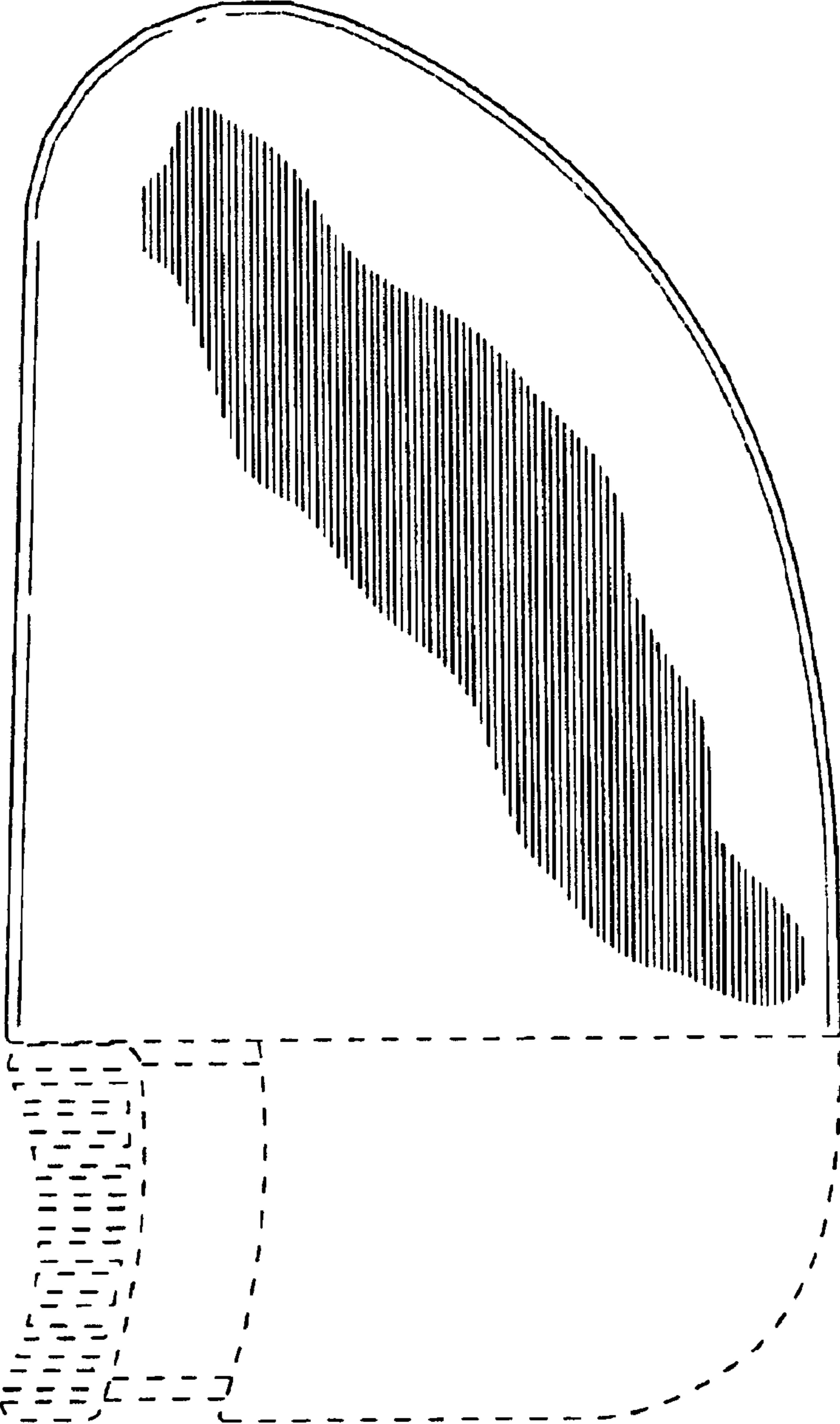


FIG. 4

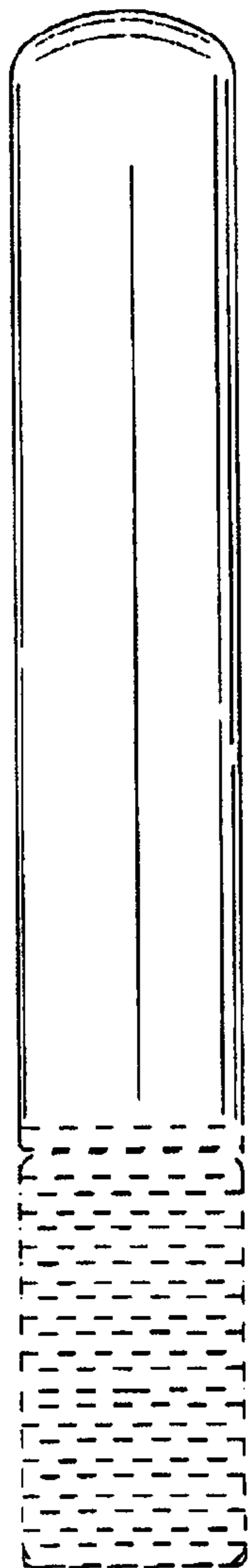


FIG. 5




FIG. 6

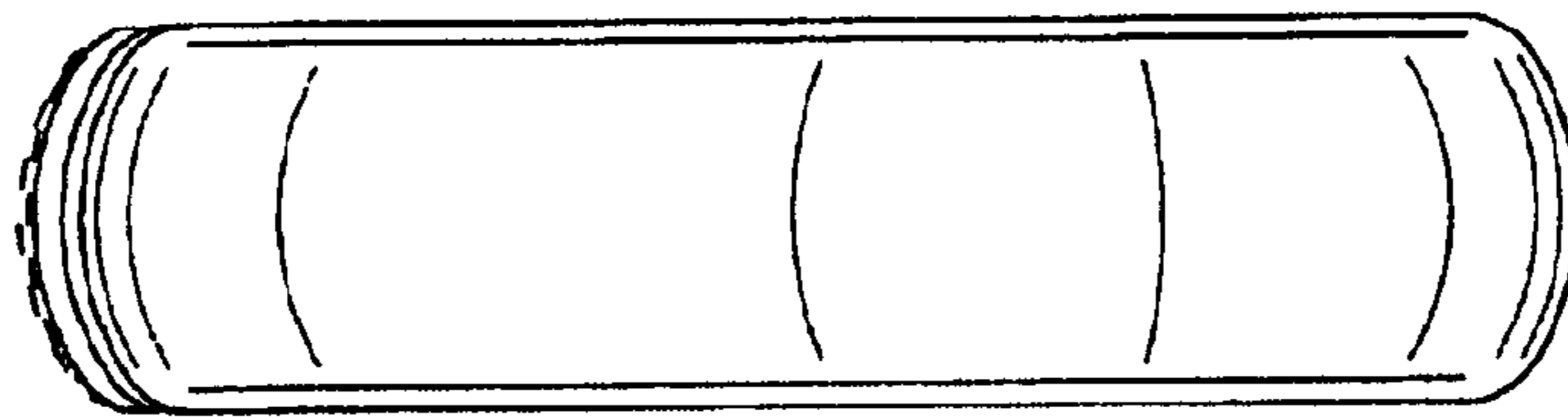


FIG. 7

