

US00D493102S1

(12) **United States Design Patent Grant** (10) **Patent No.: US D493,102 S**  
 (45) **Date of Patent: \*\* Jul. 20, 2004**

- (54) **DISPENSER**  
 (75) Inventor: **Bradford Grant**, Bridgewater, NJ (US)  
 (73) Assignee: **Warner-Lambert Company LLC**,  
 Morris Plains, NJ (US)  
 (\*\*) Term: **14 Years**  
 (21) Appl. No.: **29/181,599**  
 (22) Filed: **May 13, 2003**

4,492,316 A	1/1985	Emms	
5,174,471 A	12/1992	Kozlowski et al.	
5,178,298 A	1/1993	Allina	
5,351,858 A	10/1994	Bar-Yona et al.	
5,361,908 A	11/1994	Drew et al.	
D358,093 S	* 5/1995	Lanteigne et al.	..... D9/430
D362,517 S	* 9/1995	Pirmayer	..... D28/49
5,460,295 A	10/1995	Law	
5,553,739 A	9/1996	Plum et al.	
5,632,399 A	5/1997	Palmieri et al.	
5,657,901 A	8/1997	Farside	
5,687,885 A	11/1997	Turk et al.	
D399,604 S	* 10/1998	Wolff	..... D28/66
5,816,441 A	10/1998	Farside	
D405,524 S	* 2/1999	Falk et al.	..... D24/113
5,954,228 A	9/1999	Minnette	
6,119,958 A	9/2000	De Vecchi	
6,206,235 B1	3/2001	Green	
D475,917 S	6/2003	Grant	
D485,490 S	* 1/2004	Grant	..... D9/339

**Related U.S. Application Data**

- (63) Continuation-in-part of application No. 29/163,620, filed on Jul. 8, 2002, now Pat. No. Des. 475,917.  
 (51) **LOC (7) Cl.** ..... **09-01**  
 (52) **U.S. Cl.** ..... **D9/339**  
 (58) **Field of Search** ..... D9/337-339, 341,  
 D9/346, 414-416, 424, 430-434, 443, 449;  
 D8/49; D24/101; D26/6, 9-10, 208, 210;  
 222/92, 173

\* cited by examiner

*Primary Examiner*—Philip S. Hyder  
*Assistant Examiner*—Daniel Bui  
 (74) *Attorney, Agent, or Firm*—Evan J. Federman; Darryl C. Little; Kenneth G. Lemke

(56) **References Cited**

**U.S. PATENT DOCUMENTS**

823,823 A	6/1906	Sutherland
2,011,394 A	8/1935	Bruns et al.
2,531,737 A	11/1950	Lyon, Jr.
2,567,089 A	9/1951	Walsh
2,669,349 A	2/1954	Silver
2,683,554 A	7/1954	Mulhauser, Jr.
2,774,470 A	12/1956	Q'Part
2,877,927 A	3/1959	King, Jr.
3,059,762 A	10/1962	Yoshimoto
3,301,437 A	1/1967	Faber
3,896,967 A	7/1975	Doolittle
3,942,683 A	3/1976	Haas
4,168,786 A	9/1979	Veiniere
4,180,192 A	12/1979	Breslau
4,354,619 A	10/1982	Wippermann et al.
4,405,060 A	9/1983	Hsei
4,415,098 A	11/1983	Haas

(57) **CLAIM**

The ornamental design for a dispenser, as shown and described.

**DESCRIPTION**

FIG. 1 is a front perspective view of the dispenser;  
 FIG. 2 is a top plan view of the dispenser;  
 FIG. 3 is a left side elevational view of the dispenser;  
 FIG. 4 is a front elevational view of the dispenser;  
 FIG. 5 is a rear elevational view of the dispenser;  
 FIG. 6 is a right side elevational view of the dispenser; and,  
 FIG. 7 is a bottom plan view of the dispenser.  
 The broken line showing on FIGS. 1-7 are for illustrative purposes only and form no part of the claimed design.

**1 Claim, 4 Drawing Sheets**

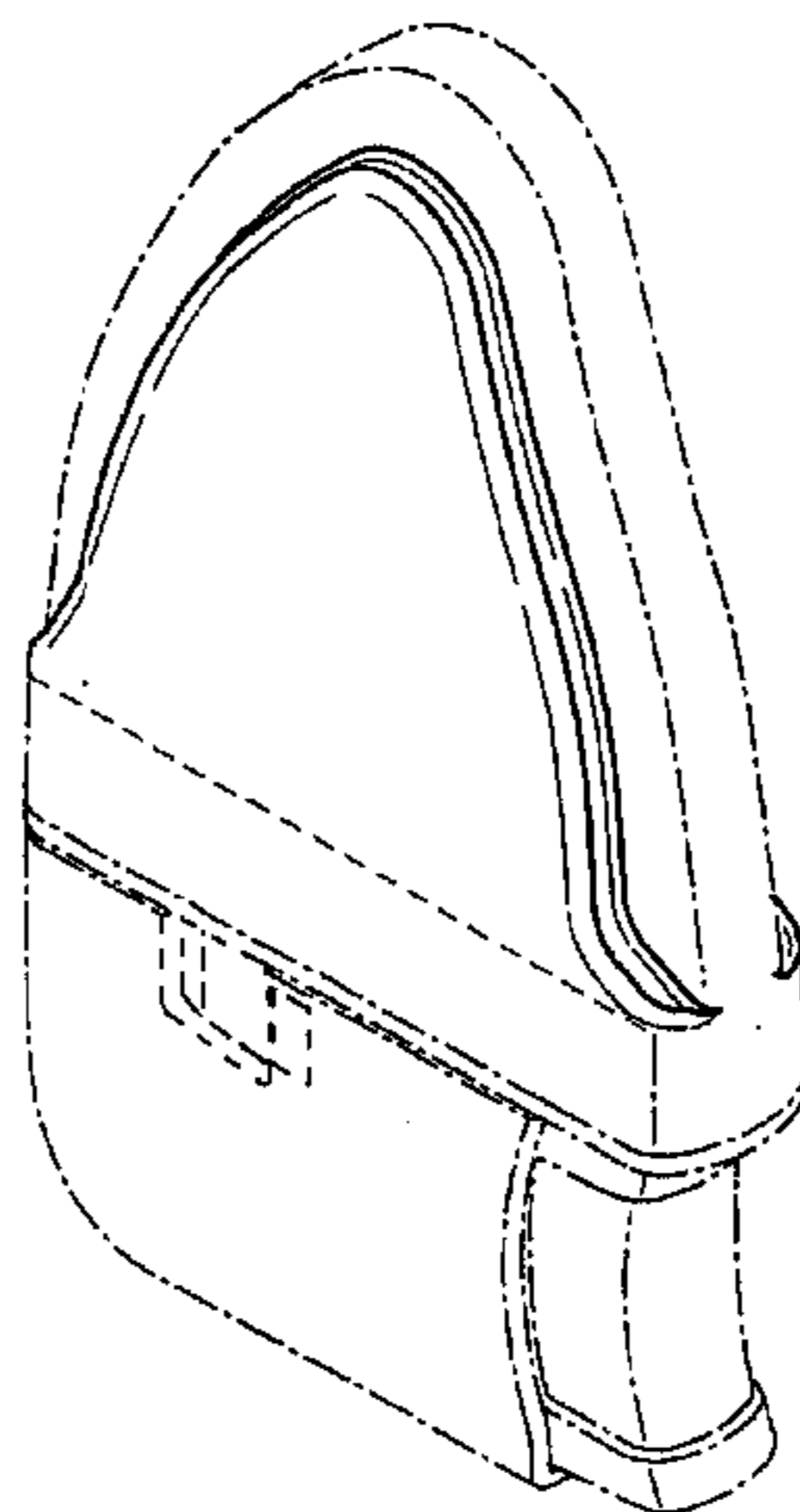


FIG. 1

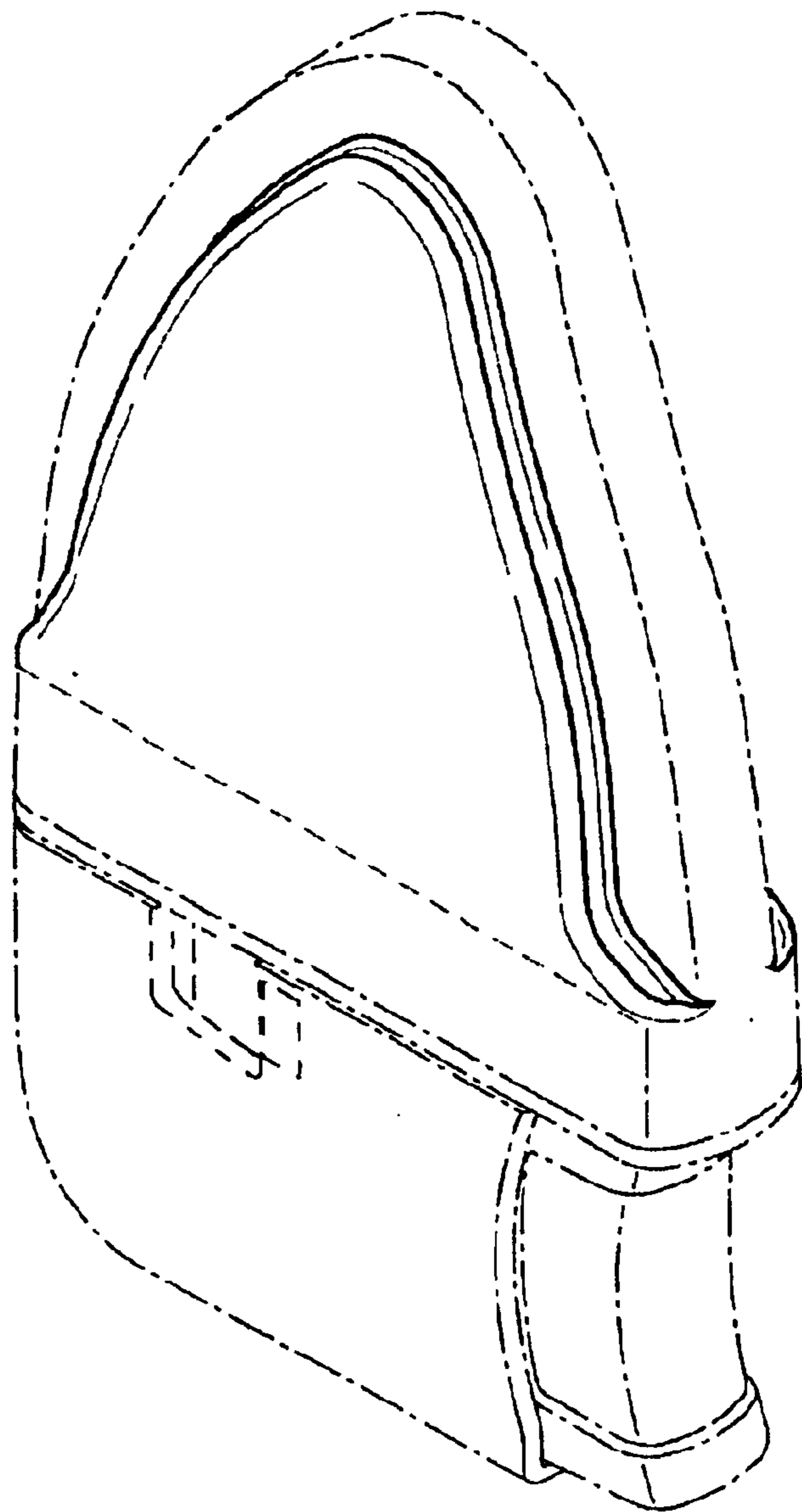


FIG. 2




FIG. 3

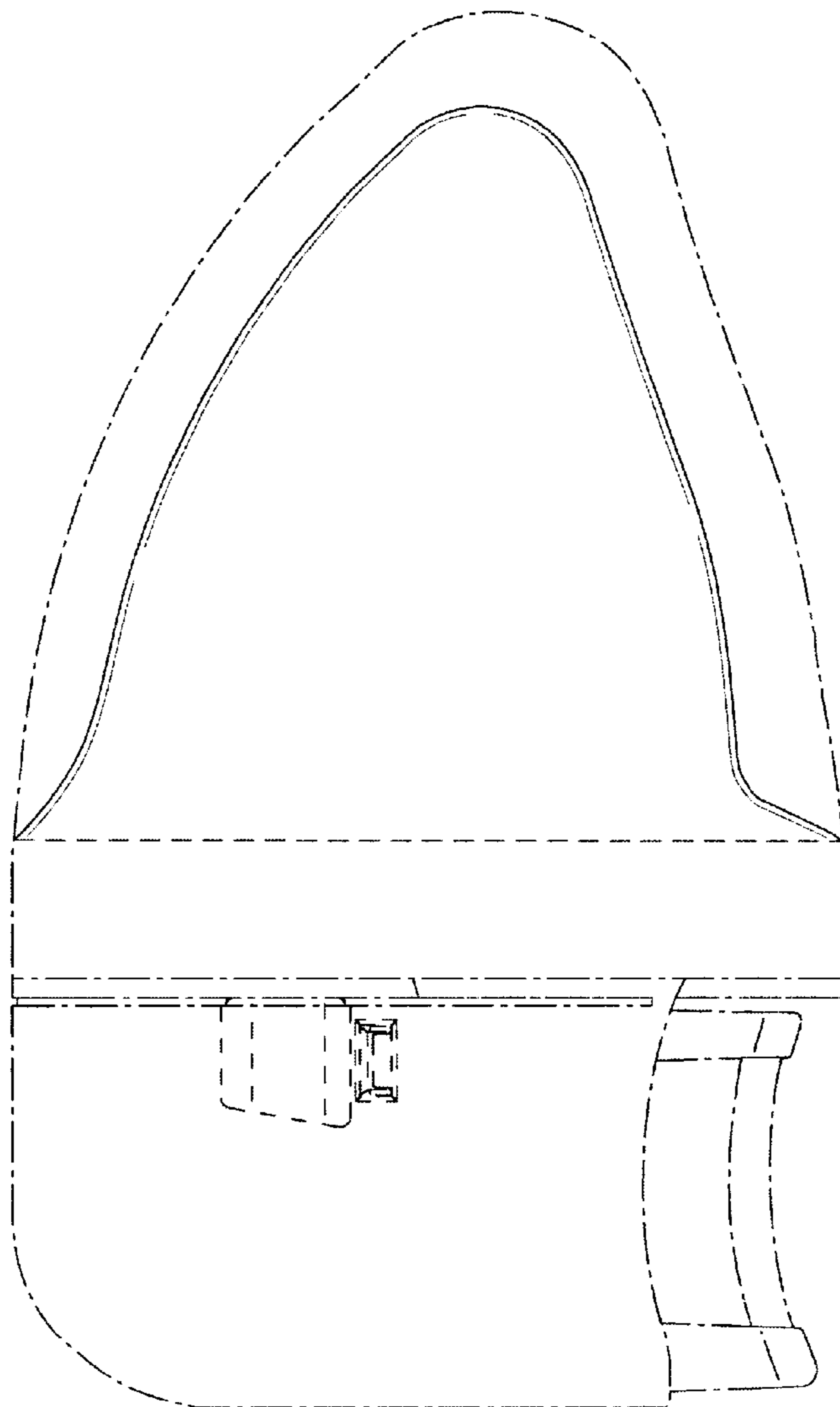


FIG. 4

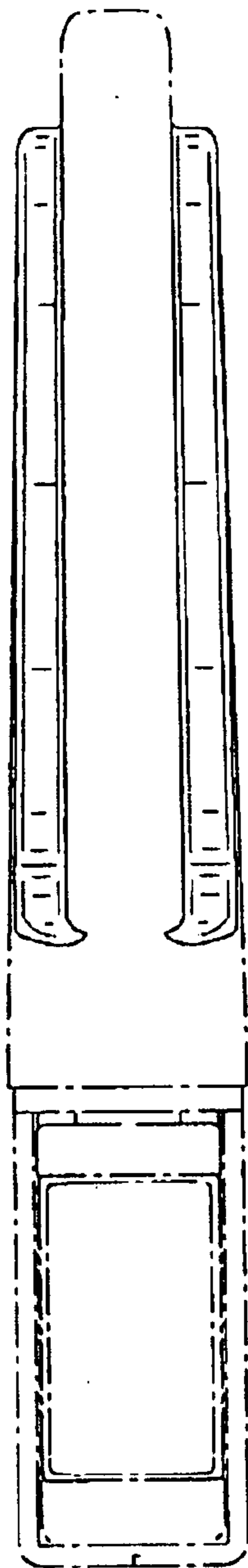


FIG. 5

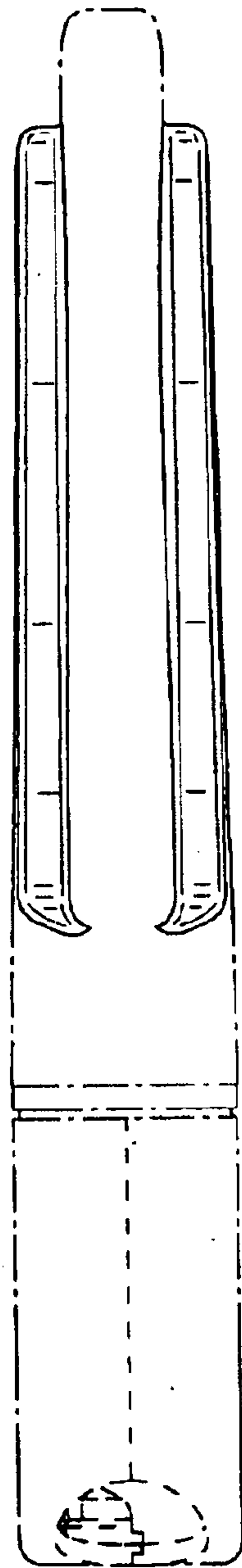


FIG. 6

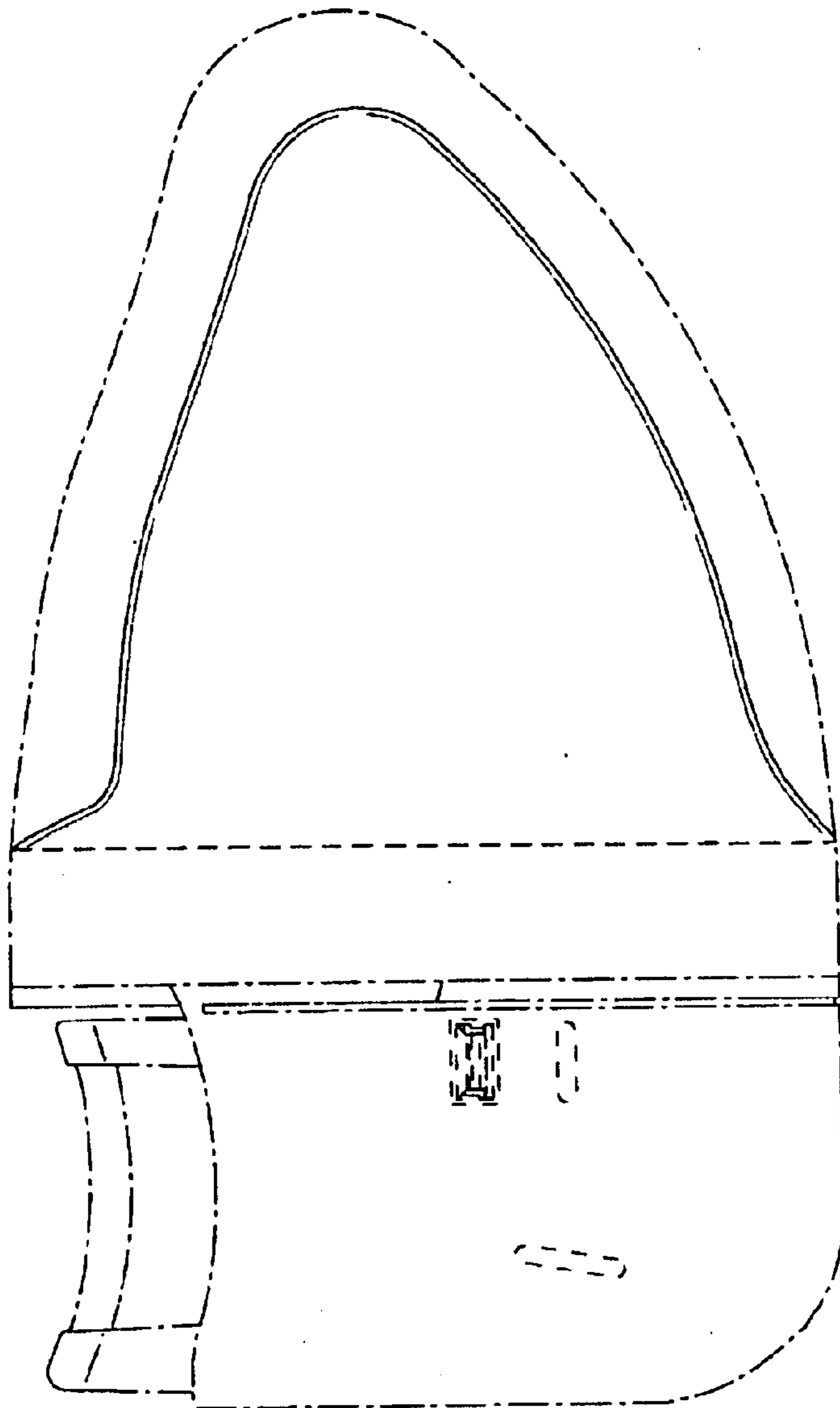


FIG. 7

