

US00D493101S1

(12) **United States Design Patent**  
**Dougherty et al.**

(10) **Patent No.:** **US D493,101 S**  
(45) **Date of Patent:** **\*\* Jul. 20, 2004**

(54) **FRONT OF A PACKAGED WOODEN ORNAMENT**

(76) Inventors: **Dennis J. Dougherty**, 702 16th St., St. Augustine, FL (US) 32080; **Patrick F. Dougherty**, 1941 Indigo St., Navarre, FL (US) 32566

(\*\*) **Term:** **14 Years**

(21) **Appl. No.:** **29/183,607**

(22) **Filed:** **Jun. 16, 2003**

(51) **LOC (7) Cl.** ..... **09-03**

(52) **U.S. Cl.** ..... **D9/337; D9/415; D9/418; D11/131; D11/132; D11/133**

(58) **Field of Search** ..... **D11/131-140, D11/164; D9/307, 332, 337, 345, 414, 415, 418; D20/10, 12, 13, 27, 29; D12/400, 203, 190-193; 428/31, 542.2, 542.4, 542.6, 913.3; 40/124.04, 124.06, 594, 600; 206/575, 461, 462, 471, 775-779, 781, 525, 830**

(56) **References Cited**

**U.S. PATENT DOCUMENTS**

299,052	A	*	5/1884	Brooks et al.	.....	206/484
3,278,015	A	*	10/1966	Bernstein	.....	206/578
3,303,930	A	*	2/1967	Hyland	.....	206/462
D208,556	S	*	9/1967	Ebner	.....	D11/133
3,452,861	A	*	7/1969	Erwin	.....	206/389
3,869,332	A	*	3/1975	Loew	.....	428/31
D318,252	S		7/1991	Bakter		

D352,966	S		11/1994	Vana et al.		
D365,040	S		12/1995	Whitman		
D383,385	S	*	9/1997	Hayduk et al.	.....	D9/415
D419,482	S	*	1/2000	Clements	.....	D11/132
6,277,452	B1		8/2001	Craig		
6,409,569	B1	*	6/2002	Boone	.....	446/74
D478,719	S	*	8/2003	Mercuri	.....	D3/208

\* cited by examiner

*Primary Examiner*—Philip S. Hyder

*Assistant Examiner*—C. Tuttle

(74) *Attorney, Agent, or Firm*—Richard C. Litman

(57) **CLAIM**

The ornamental design for a front of a packaged wooden ornament, as shown and described.

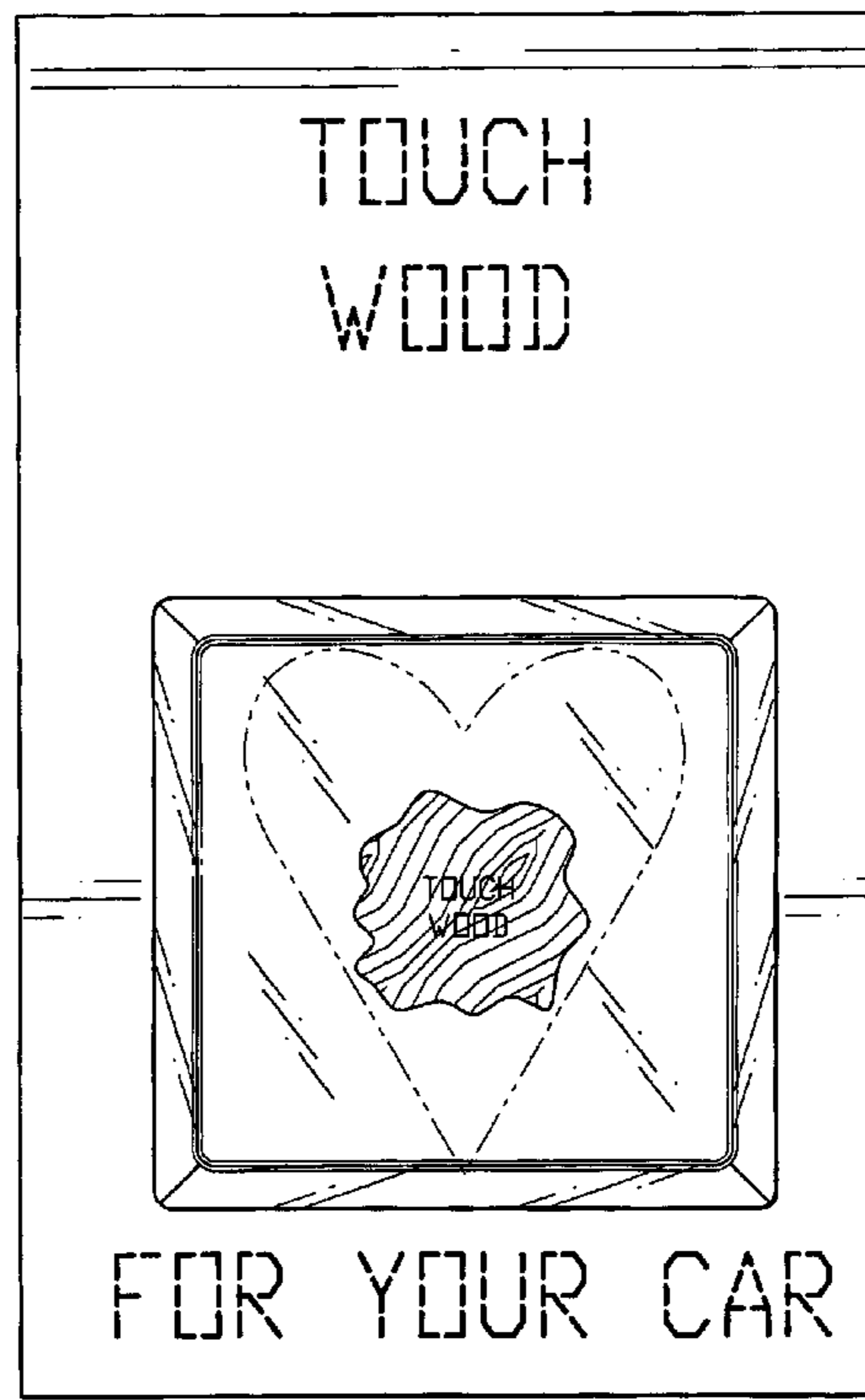

**DESCRIPTION**


FIG. 1 is an environmental front elevational view of a first embodiment of a front of a packaged wooden ornament showing my new design; and,

FIG. 2 is an environmental front elevational view of a second embodiment thereof.

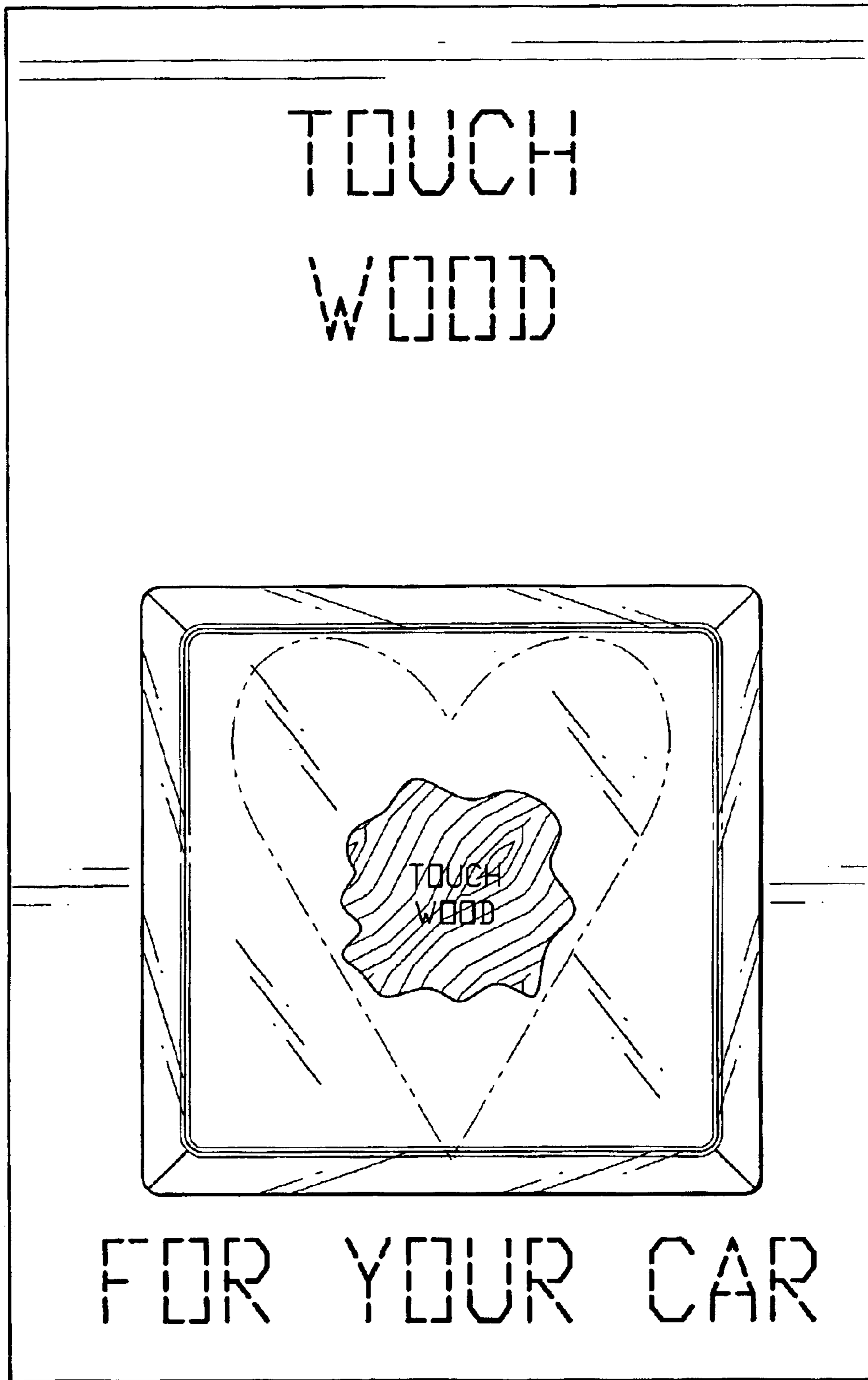
The broken line showing of the words on the upper and lower portions of the claimed surface in FIGS. 1 and 2 is for illustrative purposes only, merely disclosing the types of words that can be used on the package, and forms no part of the claimed design. The broken line showing of the heart-shaped extension around the wood in FIGS. 1 and 2 is for illustrative purposes only, merely disclosing the types of shapes of the wood, and forms no part of the claimed design.

**1 Claim, 2 Drawing Sheets**





*Fig. 1*



*Fig. 2*