

US00D493088S1

(12) **United States Design Patent**
Kelly

(10) **Patent No.:** **US D493,088 S**
(45) **Date of Patent:** **** Jul. 20, 2004**

(54) **DOOR HANDLE**

(75) Inventor: **Peter Kelly**, Pointe Claire (CA)
(73) Assignee: **Ideal Security Inc.**, Quebec (CA)
(**) Term: **14 Years**

(21) Appl. No.: **29/178,727**
(22) Filed: **Apr. 1, 2003**

(51) **LOC (7) Cl.** **08-06**
(52) **U.S. Cl.** **D8/302; D8/308**
(58) **Field of Search** **D8/300-302, 307,**
D8/308, 309, 338, 341; 16/110.1, 412;
292/336.3, DIG. 37

(56) **References Cited**

U.S. PATENT DOCUMENTS

D140,765 S *	4/1945	Borchers	D8/302
2,939,308 A *	6/1960	Trammell, Jr.	292/336.3
3,194,596 A *	7/1965	Jakeway	292/336.3
D436,309 S *	1/2001	Mahlmann et al.	D8/308
D455,632 S *	4/2002	Kelly	D8/301
D481,923 S *	11/2003	Char et al.	D8/302

OTHER PUBLICATIONS

Premar catalog, cover page.*

* cited by examiner

Primary Examiner—Adir Aronovich

(74) *Attorney, Agent, or Firm*—Birch, Stewart, Kolasch & Birch, LLP

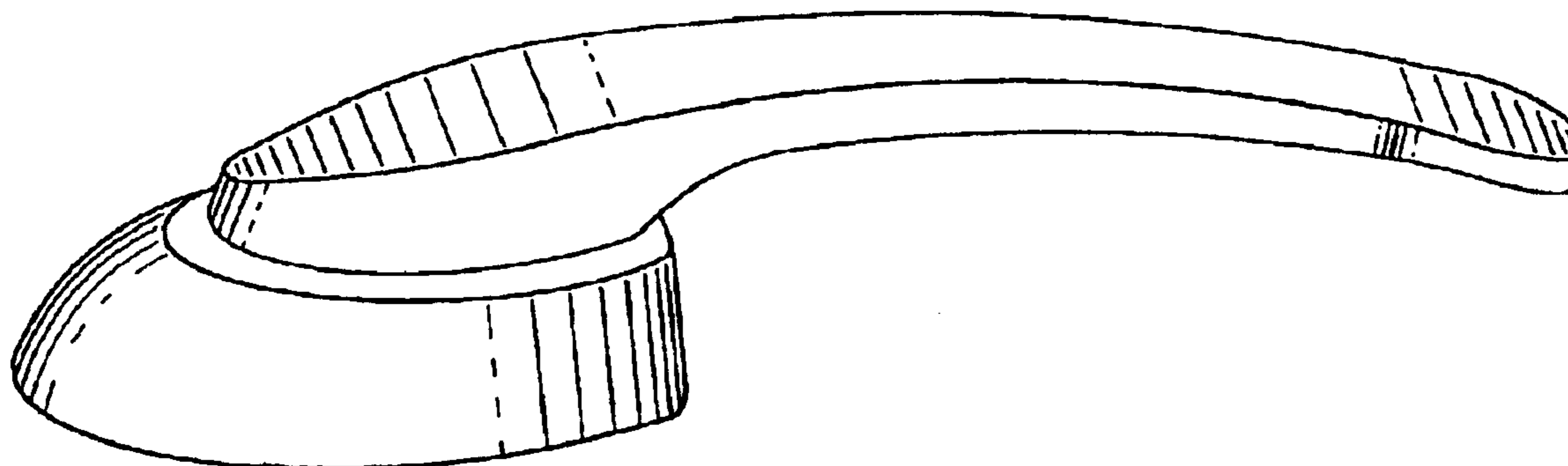
(57) **CLAIM**

The ornamental design for a door handle, as shown and described.

DESCRIPTION

FIG. 1 is a perspective view of door handle in accordance with my new invention;
FIG. 2 is a top plan view thereof;
FIG. 3 is a side elevation view thereof, the other side being a mirror image;
FIG. 4 is an end elevation view thereof; and,
FIG. 5 is an end elevation view taken from the other end thereof.

1 Claim, 2 Drawing Sheets



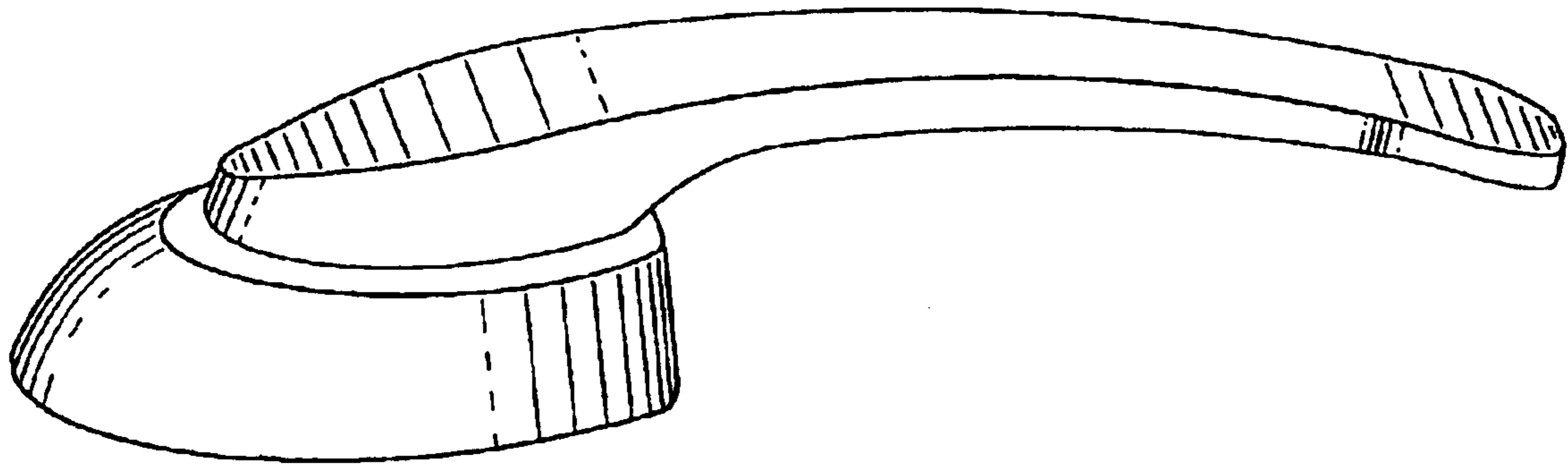


FIG. 1

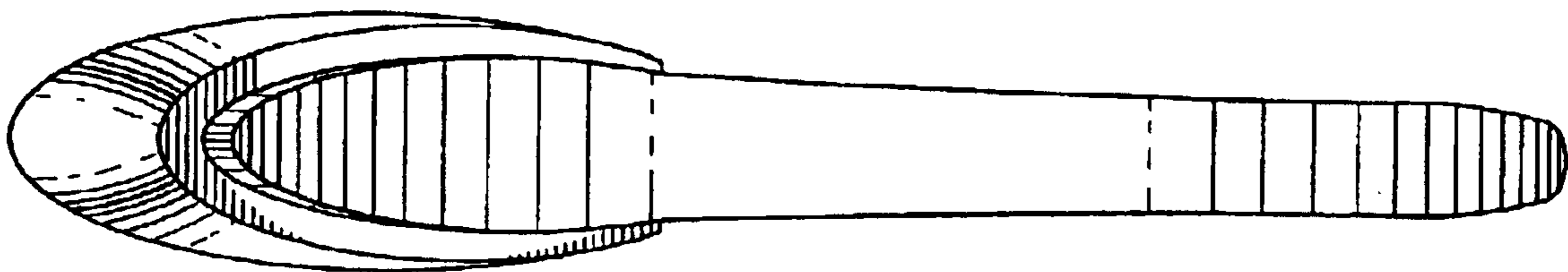


FIG. 2

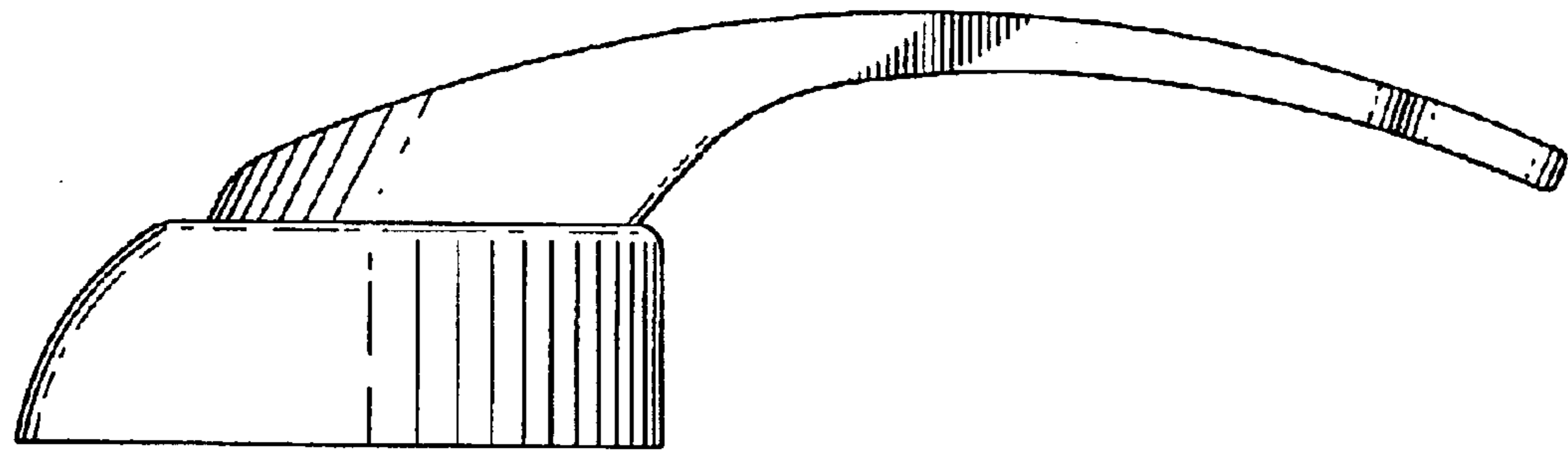


FIG. 3

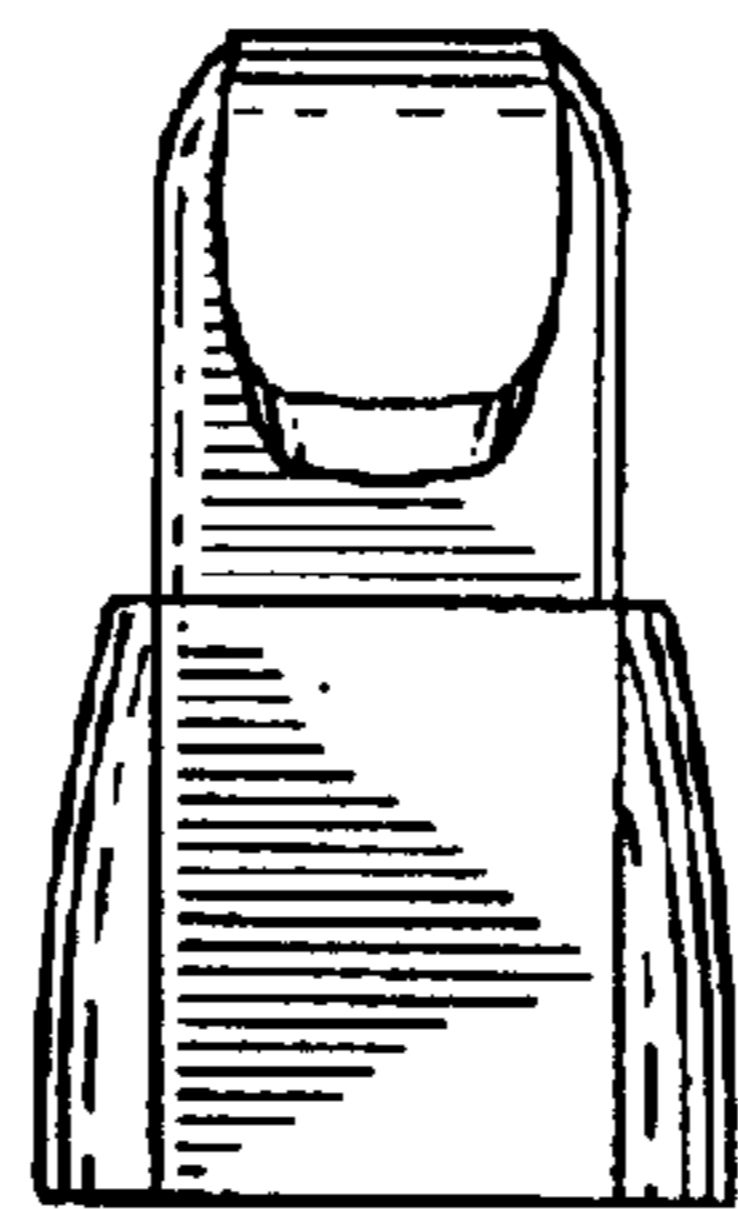


FIG. 4

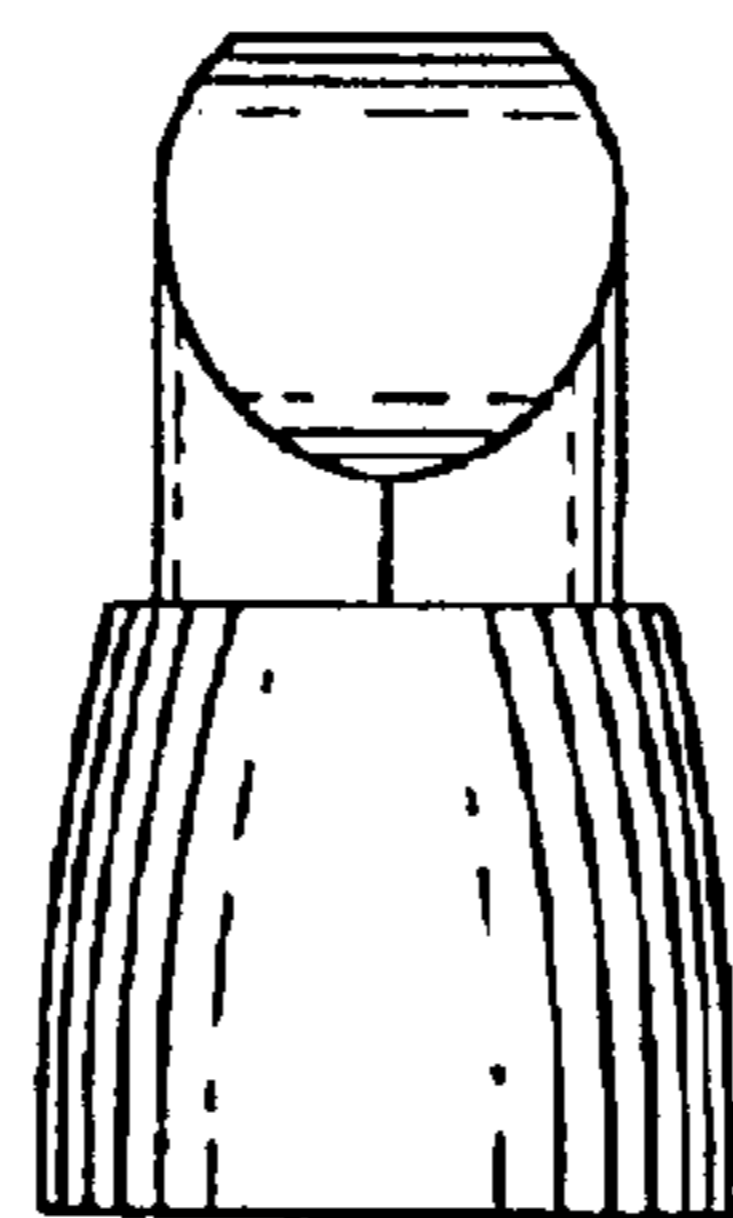


FIG. 5