

US00D493078S1

(12) **United States Design Patent**
McGee et al.

(10) **Patent No.: US D493,078 S**
(45) **Date of Patent: ** Jul. 20, 2004**

(54) **SHEET TUCKER**

(76) Inventors: **Michael McGee**, 29345 SW. 202 Ave.,
Homestead, FL (US) 33030; **Rosemarie McGee**, 29345 SW. Ave., Homestead,
FL (US) 33030

(**) Term: **14 Years**

(21) Appl. No.: **29/185,958**

(22) Filed: **Jul. 8, 2003**

(51) **LOC (7) Cl.** **08-05**

(52) **U.S. Cl.** **D8/14**

(58) **Field of Search** D8/14; D7/688;
D32/41; 81/488; 5/498, 508; 294/1.1

(56) **References Cited**

U.S. PATENT DOCUMENTS

2,774,178 A	12/1956	Nelson	81/488
D268,804 S	* 5/1983	Bacon	D8/14
D275,540 S	9/1984	Barkow	D8/14
4,520,518 A	6/1985	Reaser	5/498
4,745,650 A	5/1988	Elliott	5/508

D314,895 S	*	2/1991	Rumpel	D8/14
D350,471 S		9/1994	Crawford, Jr. et al.	D8/14
D362,376 S	*	9/1995	Oaks	D8/19
D426,758 S	*	6/2000	Mitchell	D8/14
D428,315 S		7/2000	Baker	D8/14

* cited by examiner

Primary Examiner—Philip S. Hyder

(74) *Attorney, Agent, or Firm*—Stephen R. Greiner

(57) **CLAIM**

The ornamental design for a sheet tucker, as shown and described.

DESCRIPTION

FIG. 1 is a front elevational view of a sheet tucker showing our new design;

FIG. 2 is a rear elevational view thereof;

FIG. 3 is a right side elevational view with the left side being a mirror image thereof;

FIG. 4 is a top view with the bottom view being a mirror image thereof; and,

FIG. 5 is a perspective view thereof.

1 Claim, 1 Drawing Sheet

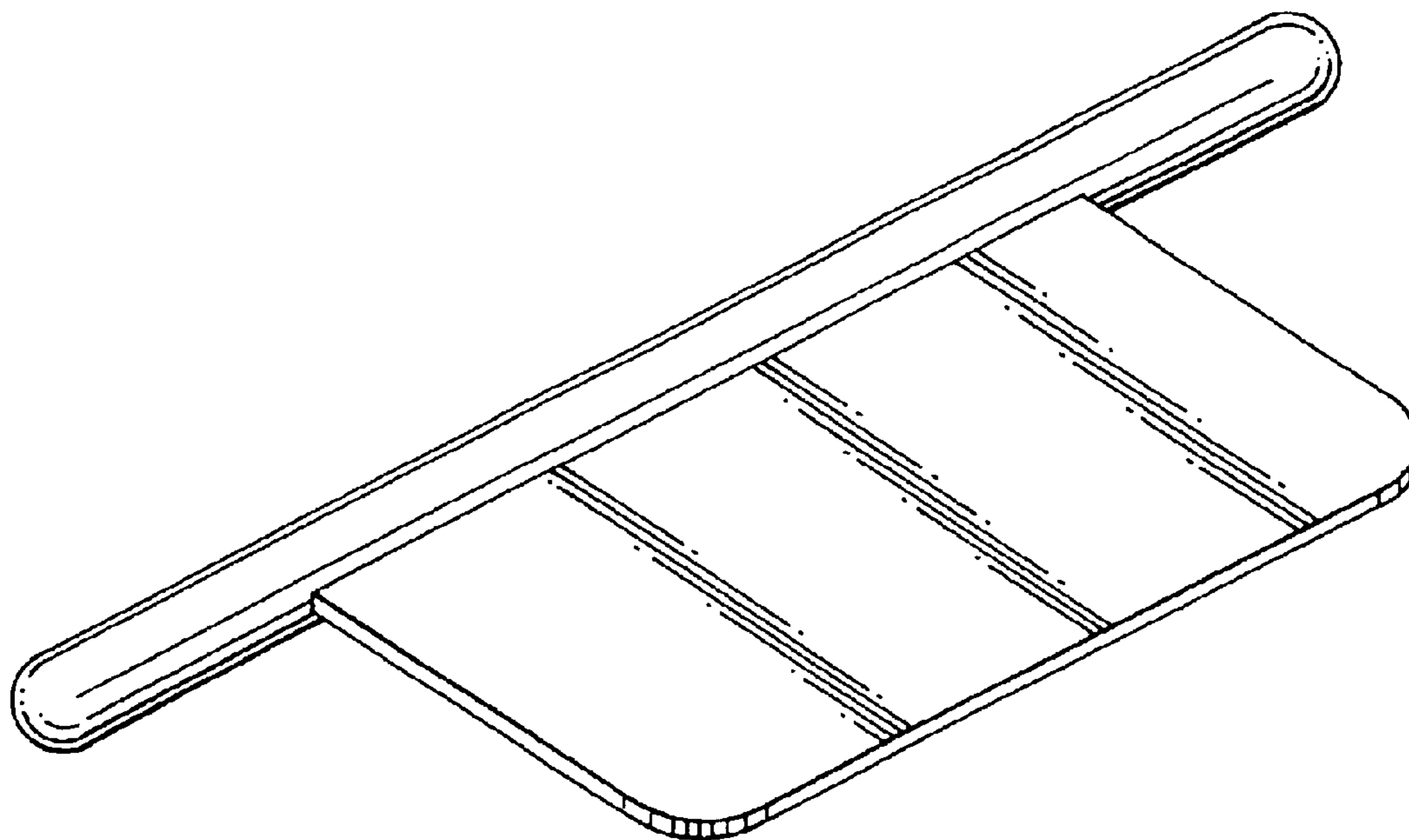




FIG. 1




FIG. 2



FIG. 3

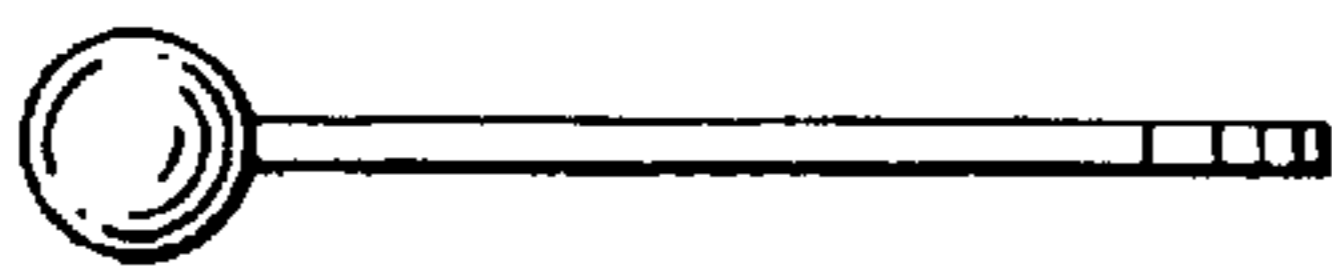


FIG. 4

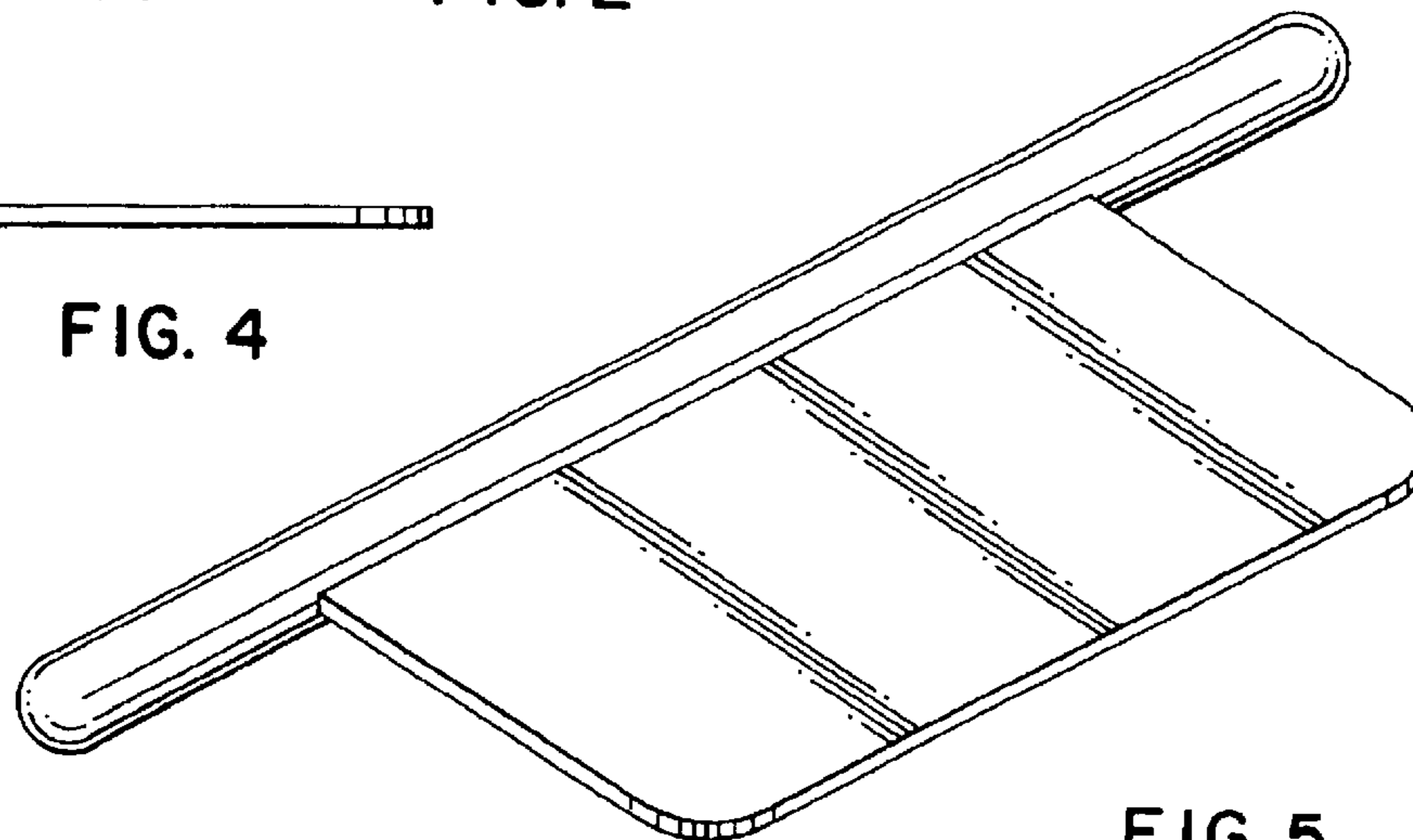


FIG. 5