

US00D493067S1

(12) **United States Design Patent**
Drees et al.

(10) **Patent No.:** **US D493,067 S**
(45) **Date of Patent:** **** Jul. 20, 2004**

(54) **DOUGH HOOKS**

(75) Inventors: **Steven Cletus Drees**, Stevensville, MI (US); **Verlin Leroy Shroyer**, Benton Harbor, MI (US)

(73) Assignee: **Whirlpool Corporation**, Benton Harbor, MI (US)

(**) Term: **14 Years**

(21) Appl. No.: **29/174,709**

(22) Filed: **Jan. 23, 2003**

(51) **LOC (7) Cl.** **31-00**

(52) **U.S. Cl.** **D7/412**

(58) **Field of Search** D7/376-385, 412;
D8/89; 241/37.5, 205, 241, 279, 282.1,
282.2, 292.1, 199.12, 342, 343; 366/64-67,
98, 100, 129, 146, 192, 241, 247, 249,
279, 282, 318, 325.3, 325.92-325.94, 327.2,
328.2, 329.1, 330.1-330.5, 342, 343, 205,
297

(56) **References Cited**

U.S. PATENT DOCUMENTS

D280,066 S * 8/1985 Engstrom D7/412
5,000,578 A * 3/1991 Artin et al. 366/297
5,979,850 A * 11/1999 Hippen et al. D7/412

D468,184 S * 1/2003 Macor D8/89

* cited by examiner

Primary Examiner—Caron D. Veynar

(74) *Attorney, Agent, or Firm*—John F. Colligan; Robert O. Rice; Stephen Krefman

(57) **CLAIM**

The ornamental design for dough hooks, as shown and described.

DESCRIPTION

FIG. 1 is a front perspective view of the left hook design of the present invention.

FIG. 2 is a left side elevational view of the left hook thereof

FIG. 3 is a front elevational view of the left hook thereof;

FIG. 4 is a top plan view of the left hook view thereof;

FIG. 5 is a bottom plan view of the left hook thereof;

FIG. 6 is a front perspective view of the right hook thereof;

FIG. 7 is a right side elevational view of the right hook thereof;

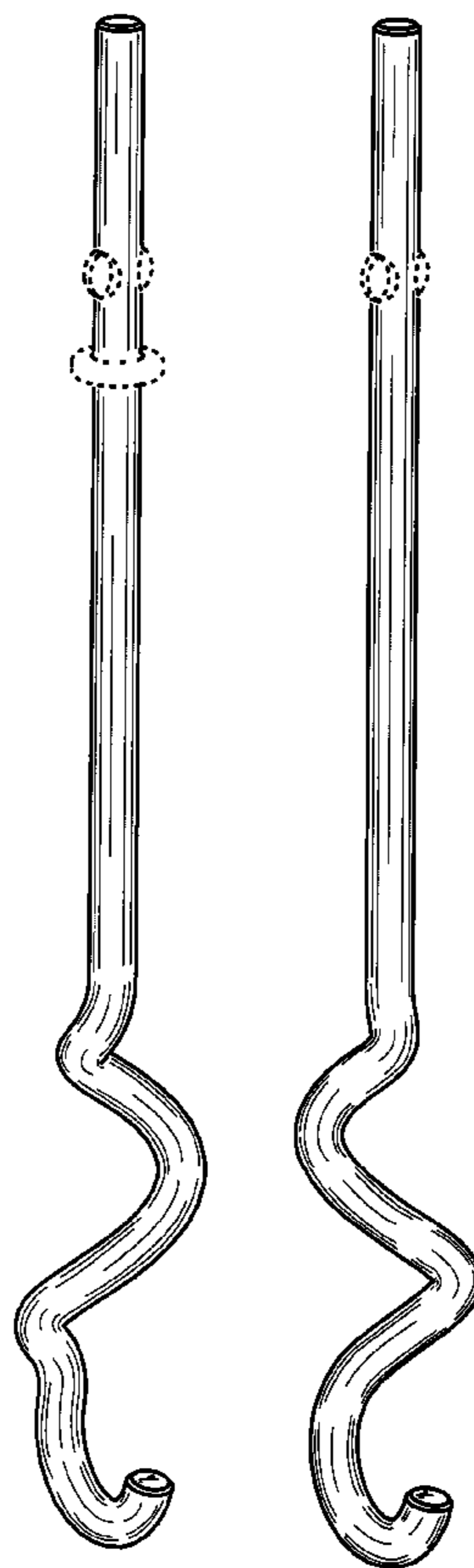
FIG. 8 is a right front elevational view of the right hook thereof;

FIG. 9 is a top plan view of the right hook thereof; and,

FIG. 10 is a bottom plan view of the right hook thereof.

A portion of the dough hooks is shown in broken lines for illustrative purposes only and forms no part of the claimed design.

1 Claim, 8 Drawing Sheets



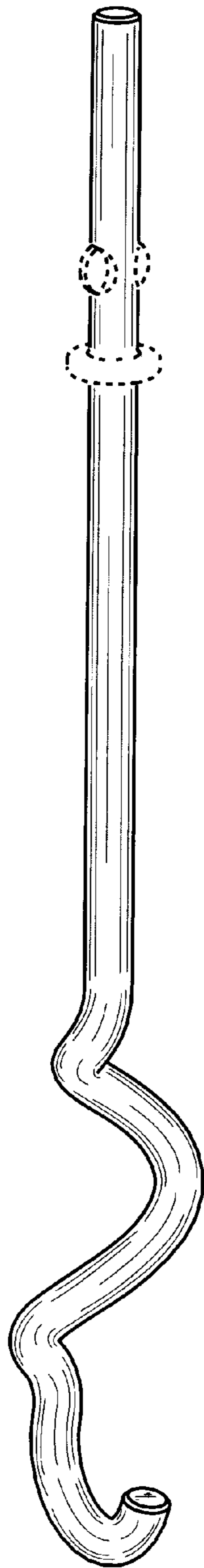


Fig. 1

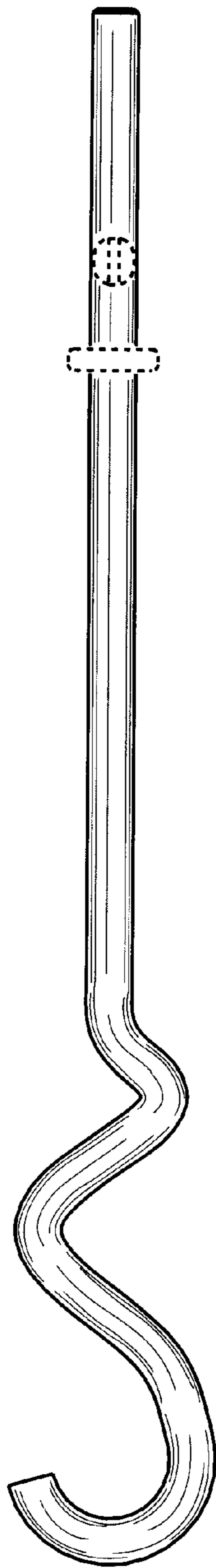


Fig. 2

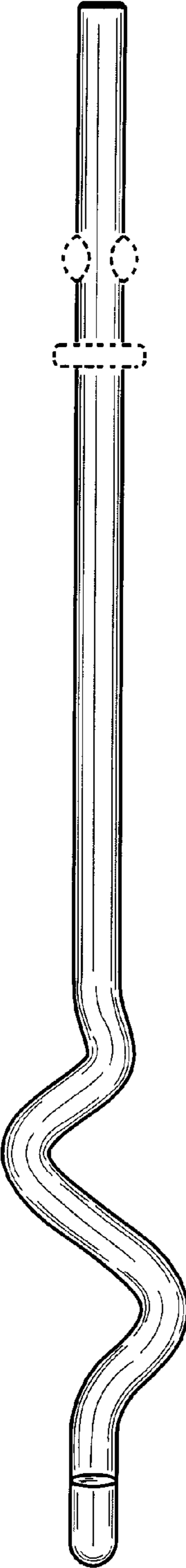


Fig. 3

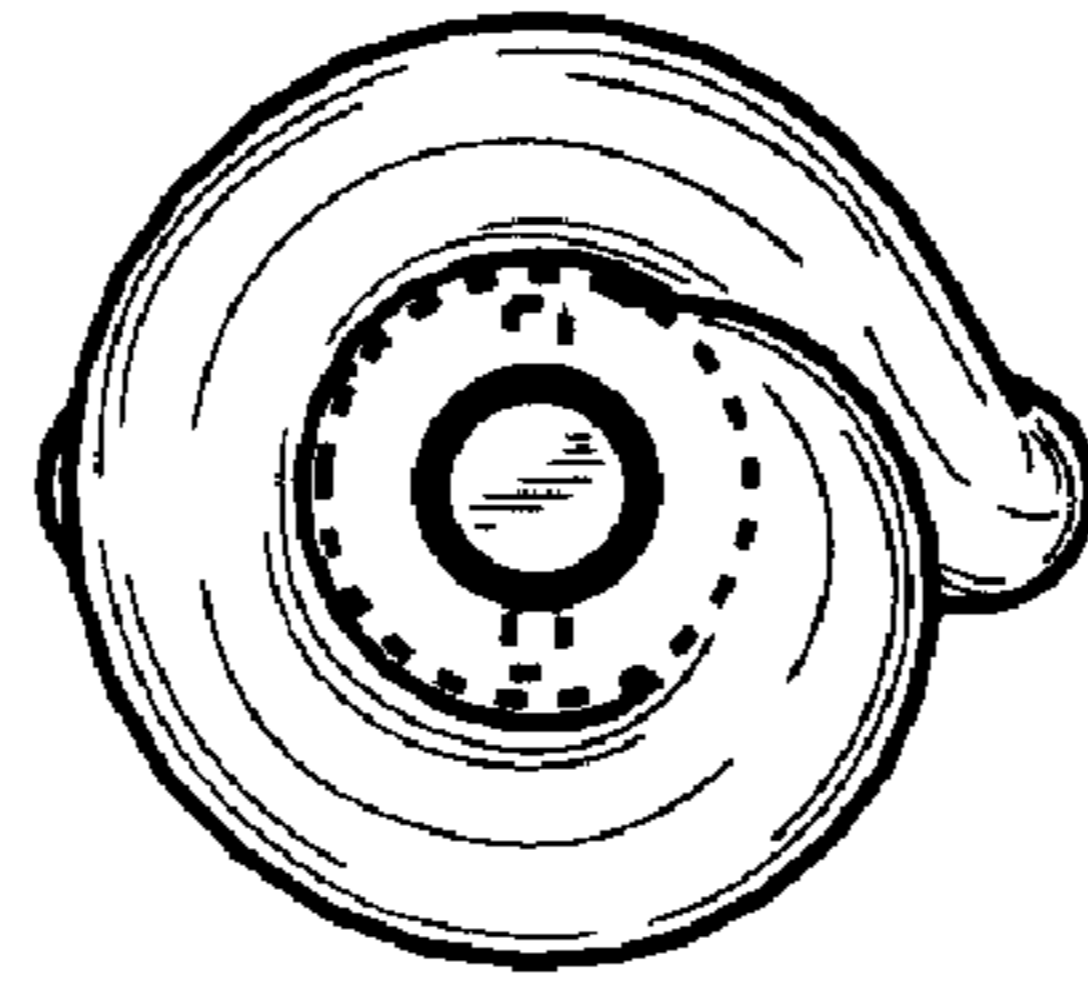


Fig. 4

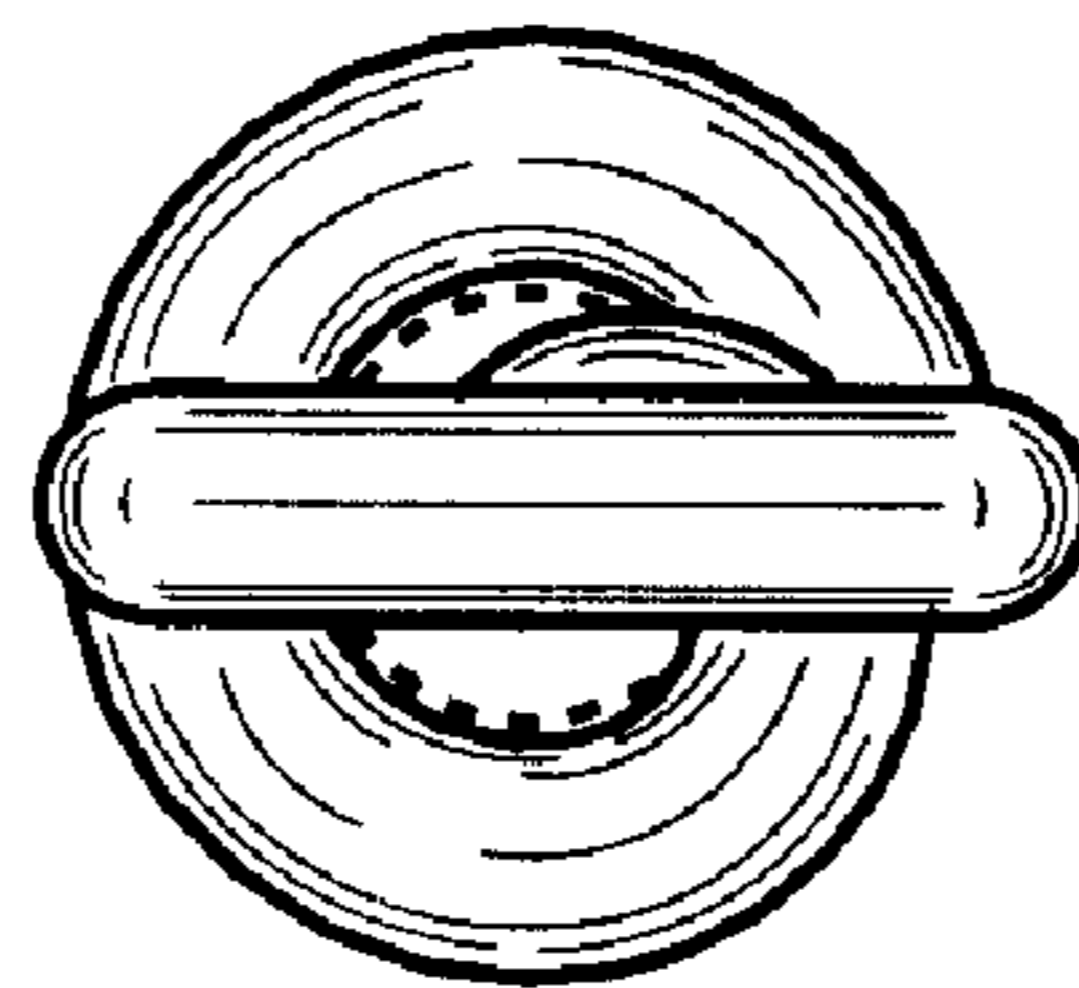


Fig. 5

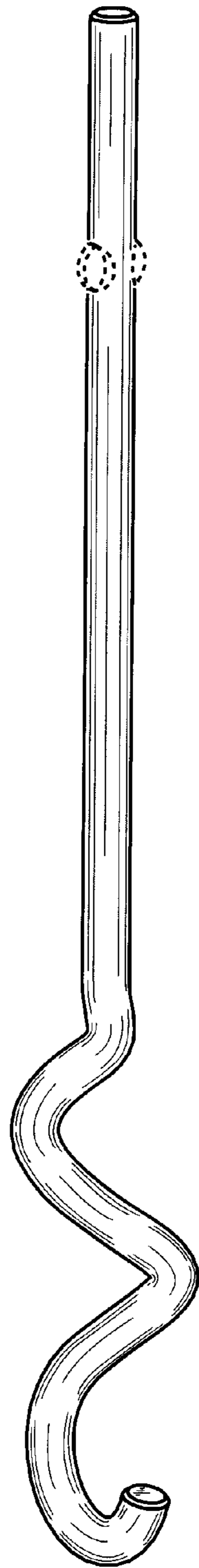


Fig. 6

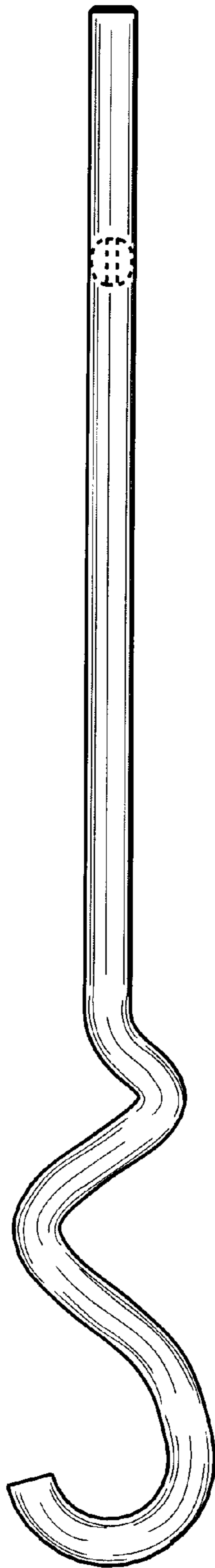


Fig. 7

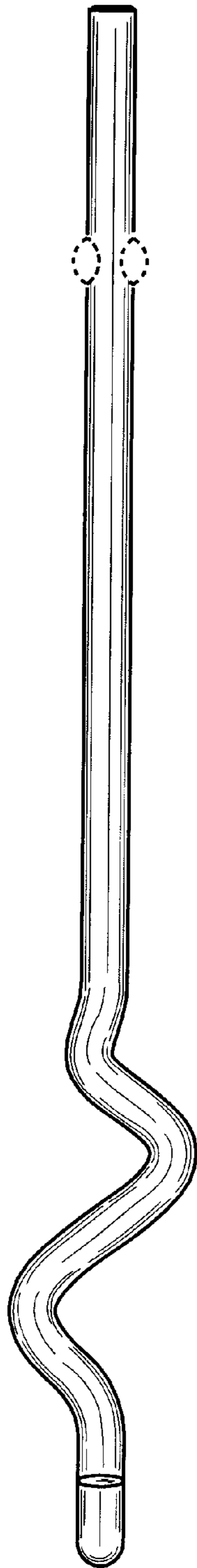


Fig. 8




Fig. 9

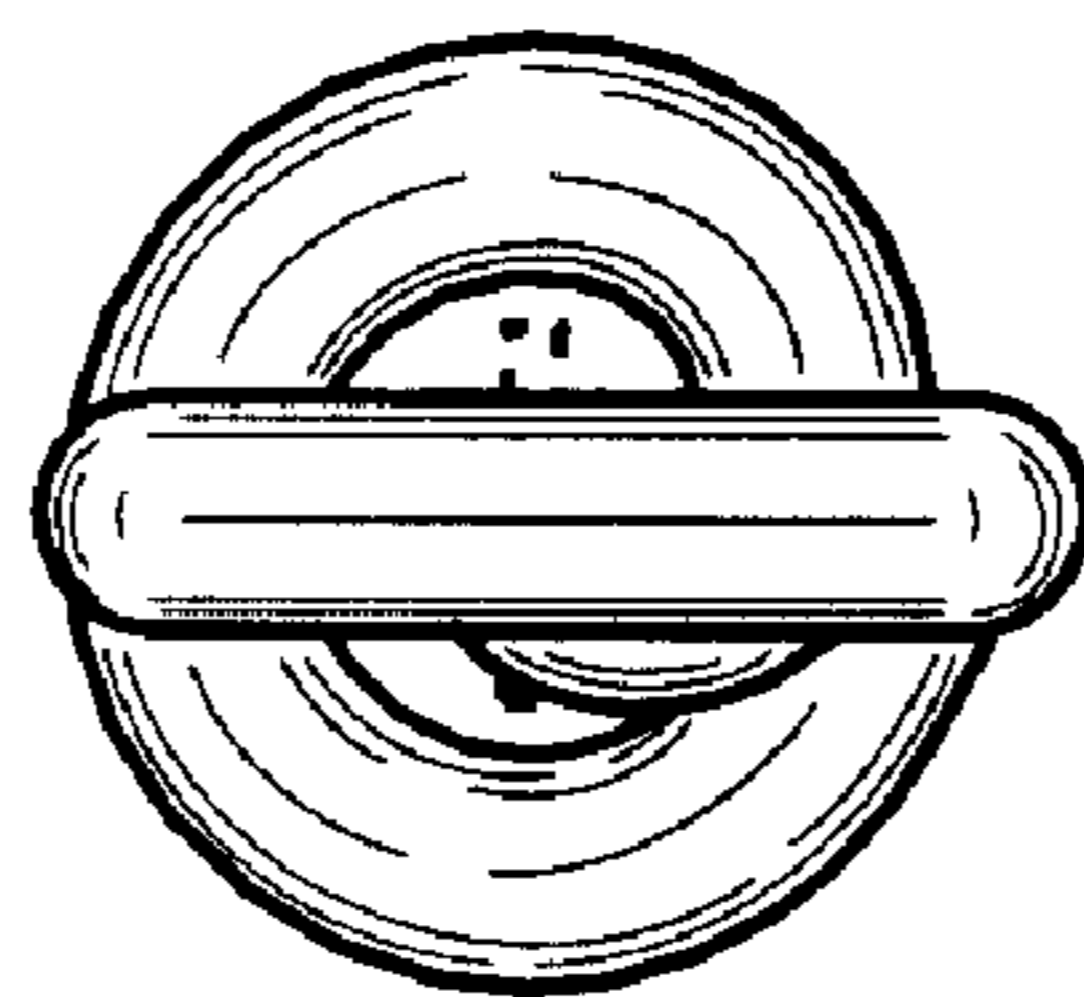


Fig. 10