

US00D493056S1

(12) **United States Design Patent**
Shornak

(10) **Patent No.:** **US D493,056 S**
(45) **Date of Patent:** **** Jul. 20, 2004**

(54) **BASEBALL BAT HOLDER ATTACHABLE TO A FENCE**

D404,952 S * 2/1999 Bauer D6/552

* cited by examiner

(76) **Inventor:** **Craig J. Shornak**, 2806 Decatur St.,
Richmond, VA (US) 23224

Primary Examiner—Brian N Vinson

(74) *Attorney, Agent, or Firm*—Norman B. Rainer

(**) **Term:** **14 Years**

(57) **CLAIM**

(21) **Appl. No.:** **29/187,941**

The ornamental design for a baseball bat holder attachable to a fence, as shown and described.

(22) **Filed:** **Aug. 11, 2003**

DESCRIPTION

(51) **LOC (7) Cl.** **23-02**

(52) **U.S. Cl.** **D6/552**

(58) **Field of Search** D6/552, 553, 567;
206/315.1; 211/13.1, 60.1, 63-66, 69.5,
70.2, 86.01

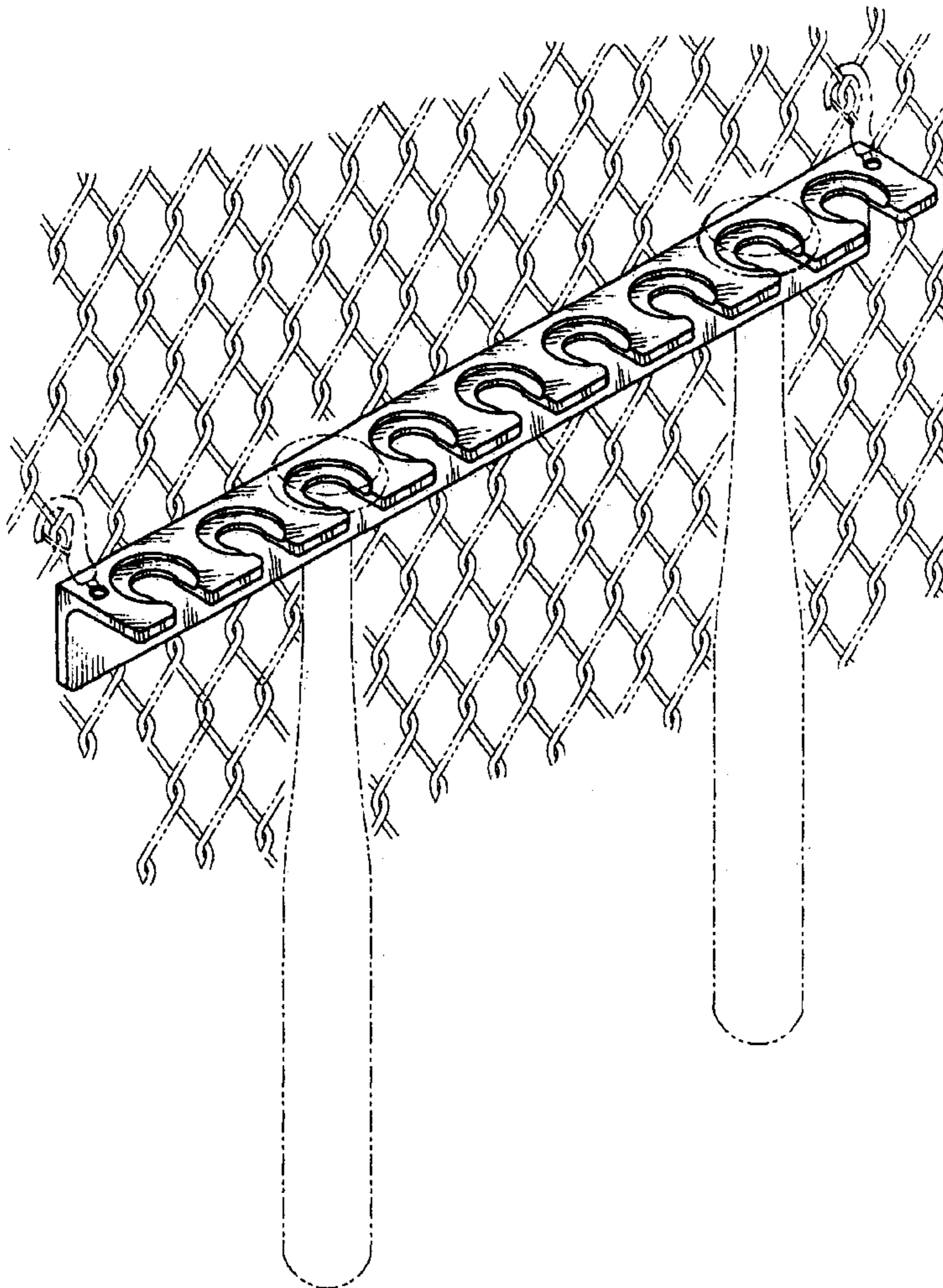
FIG. 1 is a front and top perspective view of a baseball bat holder attachable to a fence, showing my new design, and shown in association with a fence, bats and hanging clips shown in broken outline and not a part of this invention; FIG. 2 is a top view thereof; FIG. 3 is a front view thereof, the opposite rear view being plain and unornamented; and, FIG. 4 is a sectional view thereof taken in the direction of the arrows upon the line 4—4 of FIG. 3.

(56) **References Cited**

U.S. PATENT DOCUMENTS

- 4,049,126 A * 9/1977 Halverson 211/104
- D275,534 S * 9/1984 Halverson D6/552
- 5,626,244 A * 5/1997 Mesna et al. 211/60.1

1 Claim, 2 Drawing Sheets



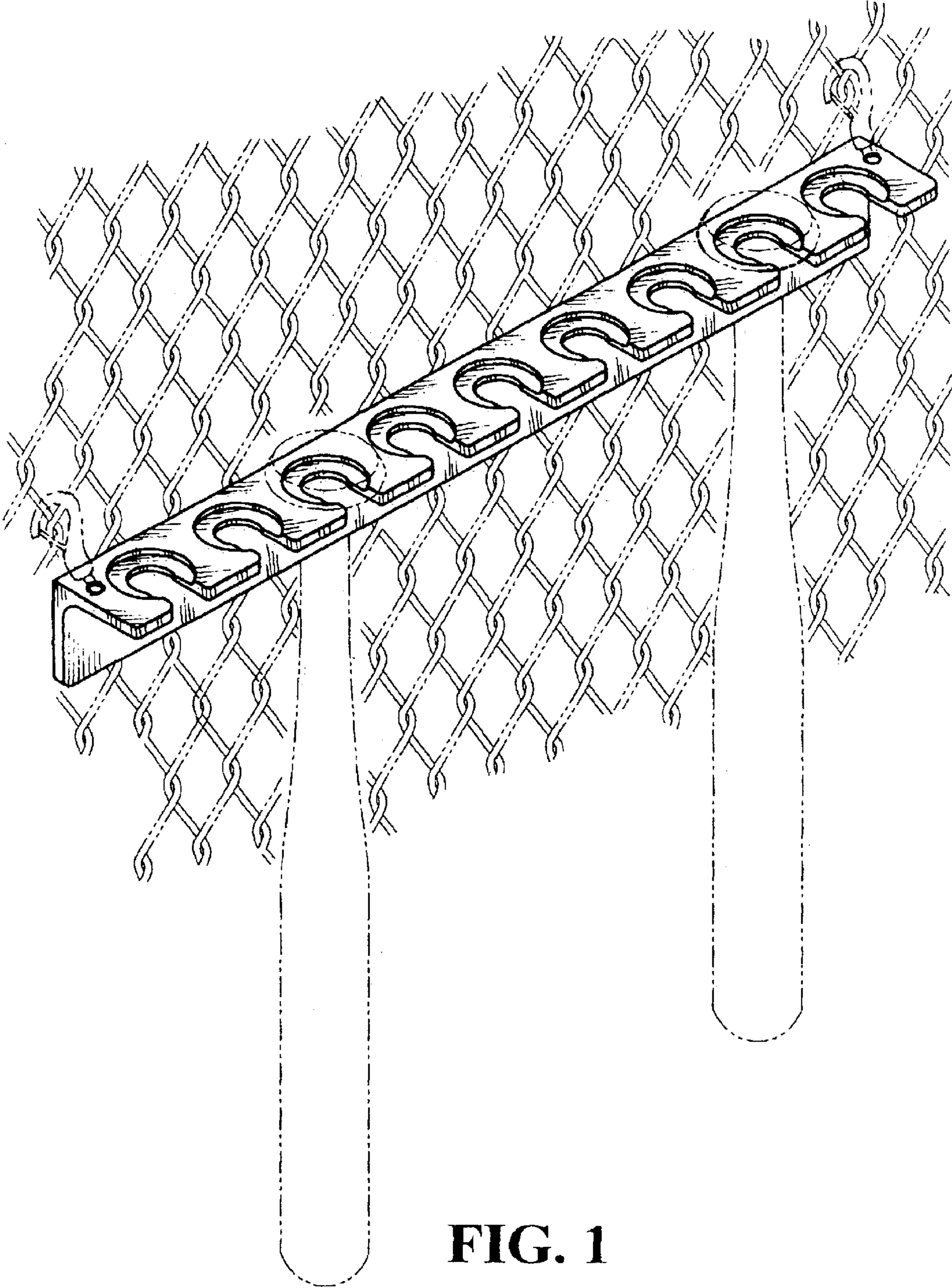


FIG. 1

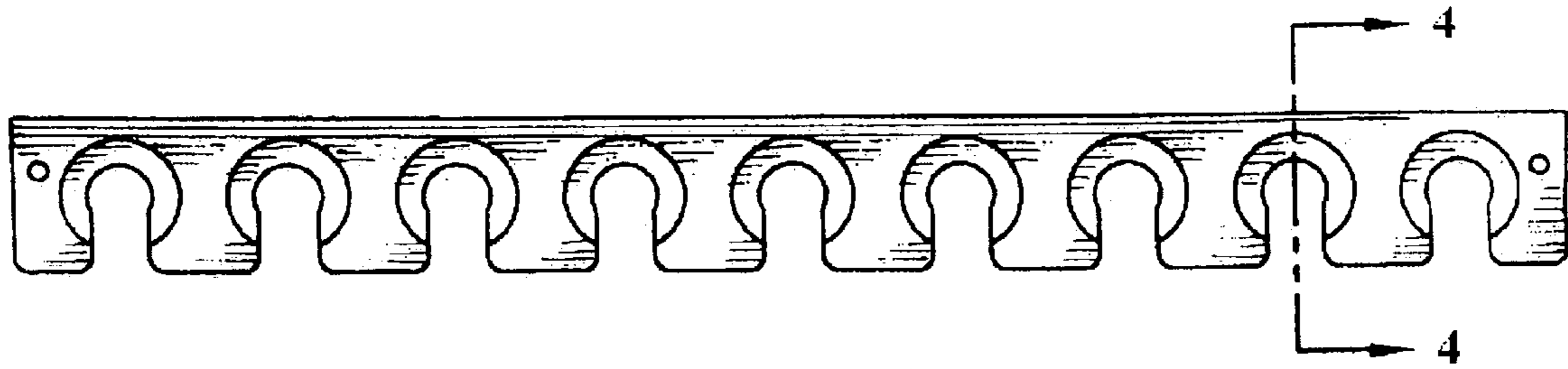


FIG. 2



FIG. 3

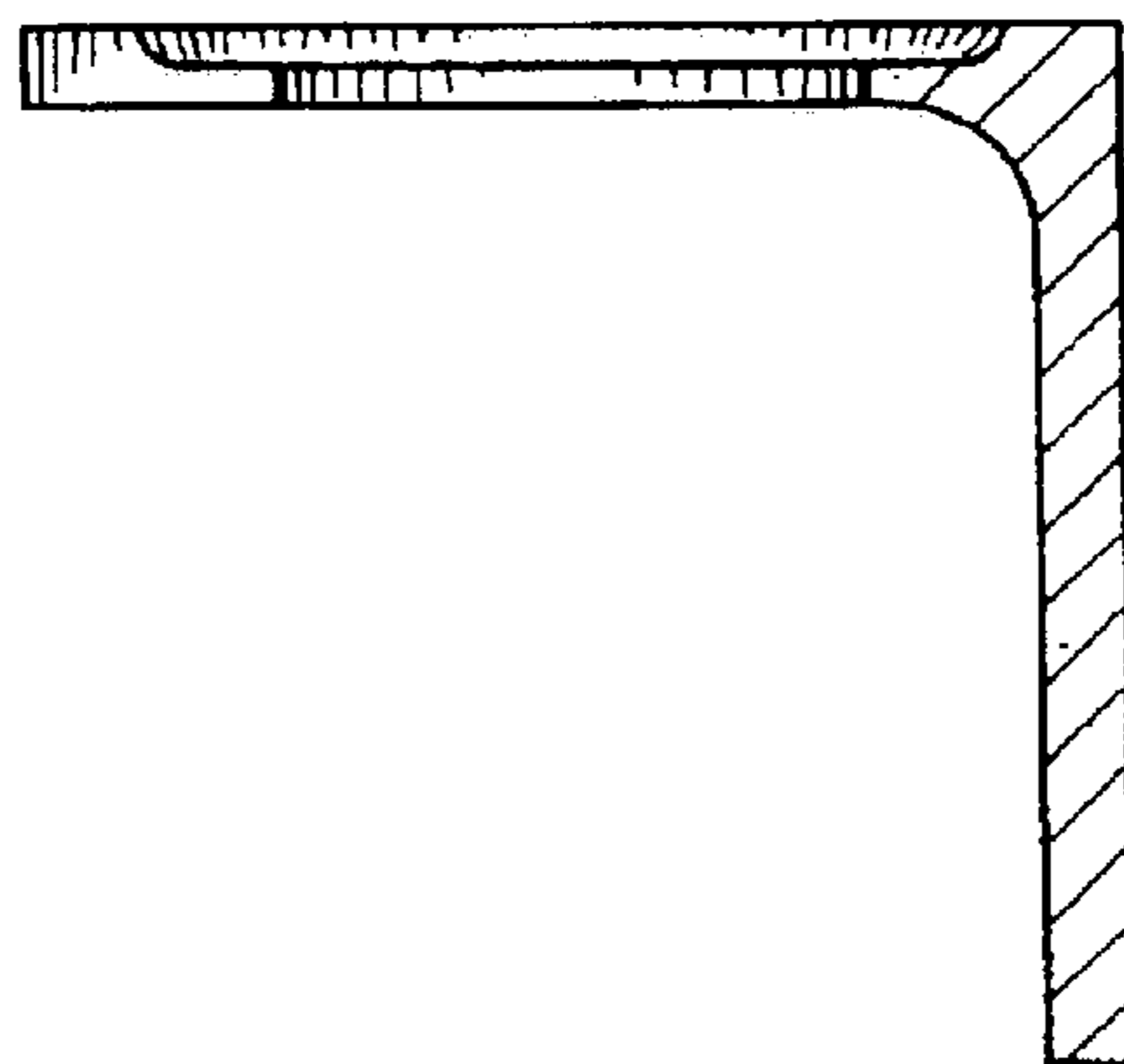


FIG. 4