

US00D493055S1

(12) **United States Design Patent**  
**Ferretti**

(10) **Patent No.:** **US D493,055 S**  
(45) **Date of Patent:** **\*\* Jul. 20, 2004**

(54) **WOODEN POOL BALL HOLDER**  
(76) **Inventor:** **Richard Lawrence Ferretti, 9837**  
**Affton View Ct., St. Louis, MO (US)**  
**63123**

3,088,191 A \* 5/1963 Breiling ..... 439/874 X  
D348,488 S \* 7/1994 Overman ..... D21/341 X  
5,701,233 A \* 12/1997 Carson et al. .... 439/91 X  
D472,752 S \* 4/2003 Medendorp ..... D6/552

\* cited by examiner

(\*\*) **Term:** **14 Years**

*Primary Examiner*—Brian N Vinson  
(74) *Attorney, Agent, or Firm*—Polster, Lieder, Woodruff & Lucchesi

(21) **Appl. No.:** **29/164,842**

(22) **Filed:** **Jul. 31, 2002**

(57) **CLAIM**

(51) **LOC (7) Cl.** ..... **21-01**  
(52) **U.S. Cl.** ..... **D6/552**  
(58) **Field of Search** ..... D6/552, 553, 567;  
D21/334, 336, 341, 342, 343, 344, 345,  
346, 348, 349, 686, 698, 699, 715, 716,  
786, 792, 796; D7/667, 672, 550.1, 611,  
213; 211/13.1, 14

The ornamental design for wooden pool ball holder, as shown and described.

**DESCRIPTION**

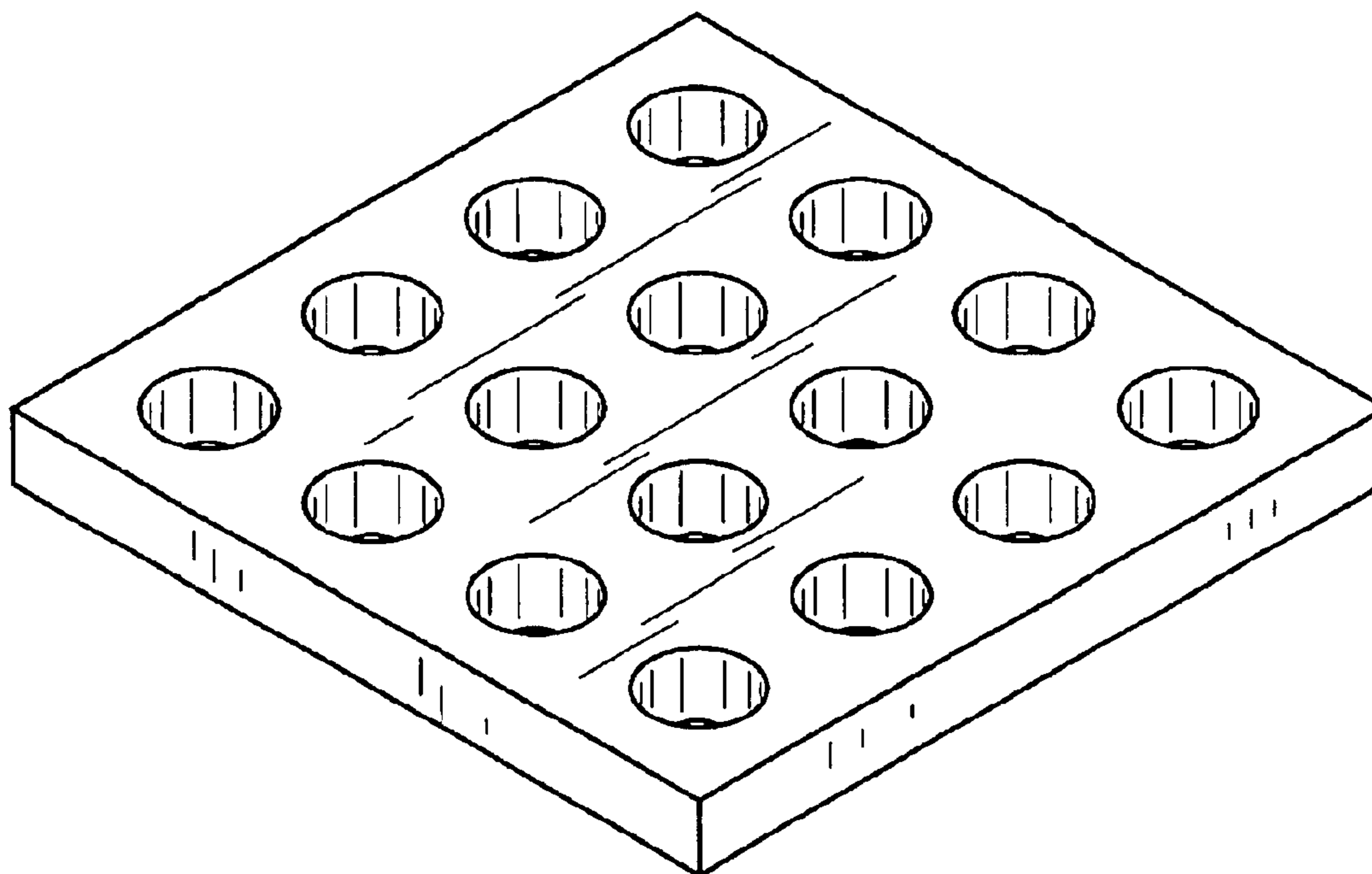
FIG. 1 is a view in perspective of the wooden pool ball holder of the present invention.  
FIG. 2 is a top plan view thereof, the bottom plan view thereof being identical.  
FIG. 3 is a view in right side elevation thereof, the front, back, and left side elevations being identical; and,  
FIG. 4 is a sectional view taken along line 4—4 of FIG. 2.

(56) **References Cited**

**U.S. PATENT DOCUMENTS**

1,342,733 A \* 6/1920 Austin ..... 211/14  
2,313,473 A \* 3/1943 Heacock et al. .... D21/336 X  
2,967,714 A \* 1/1961 Calabrese ..... D21/336 X

**1 Claim, 1 Drawing Sheet**



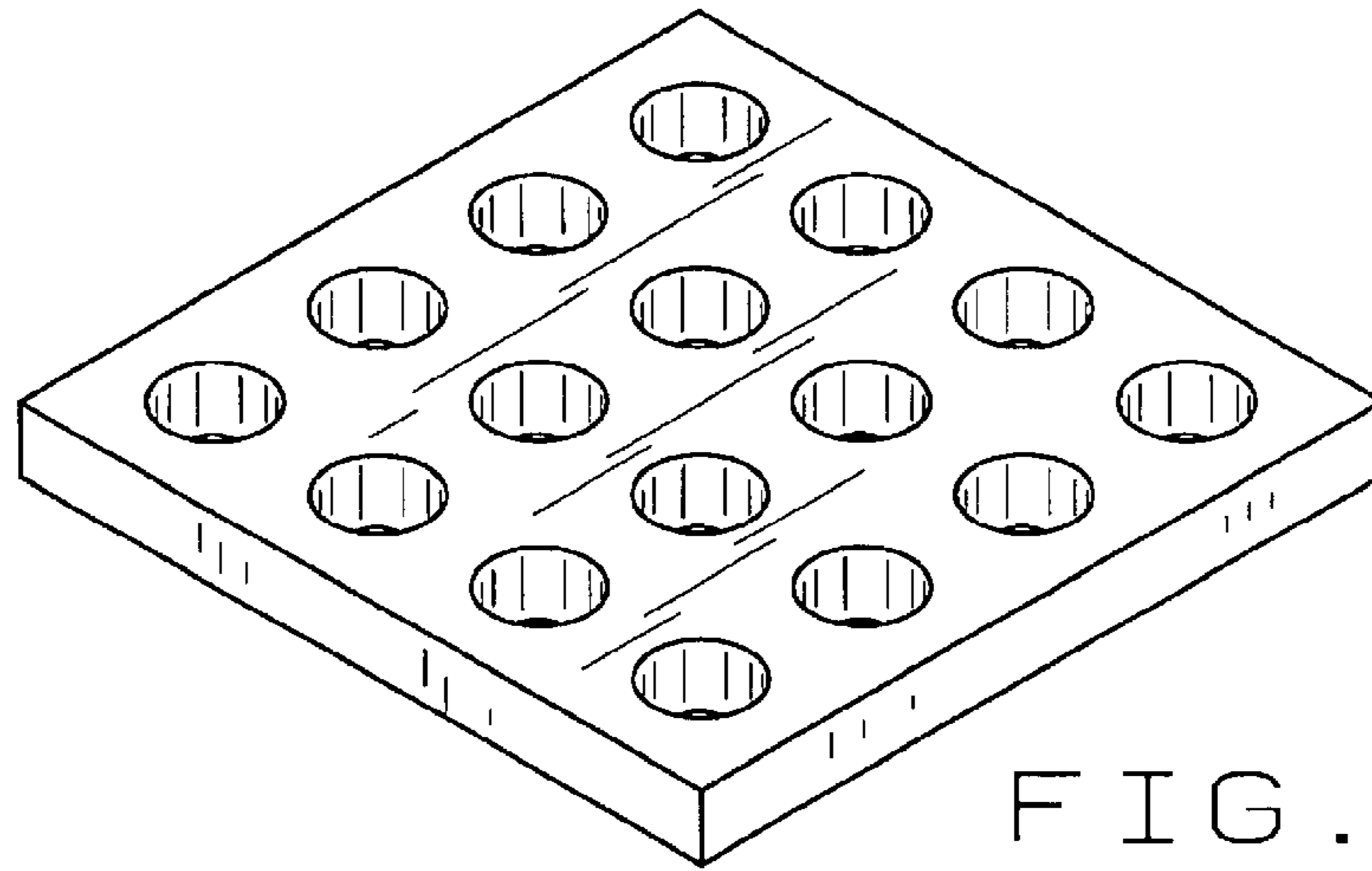


FIG. 1

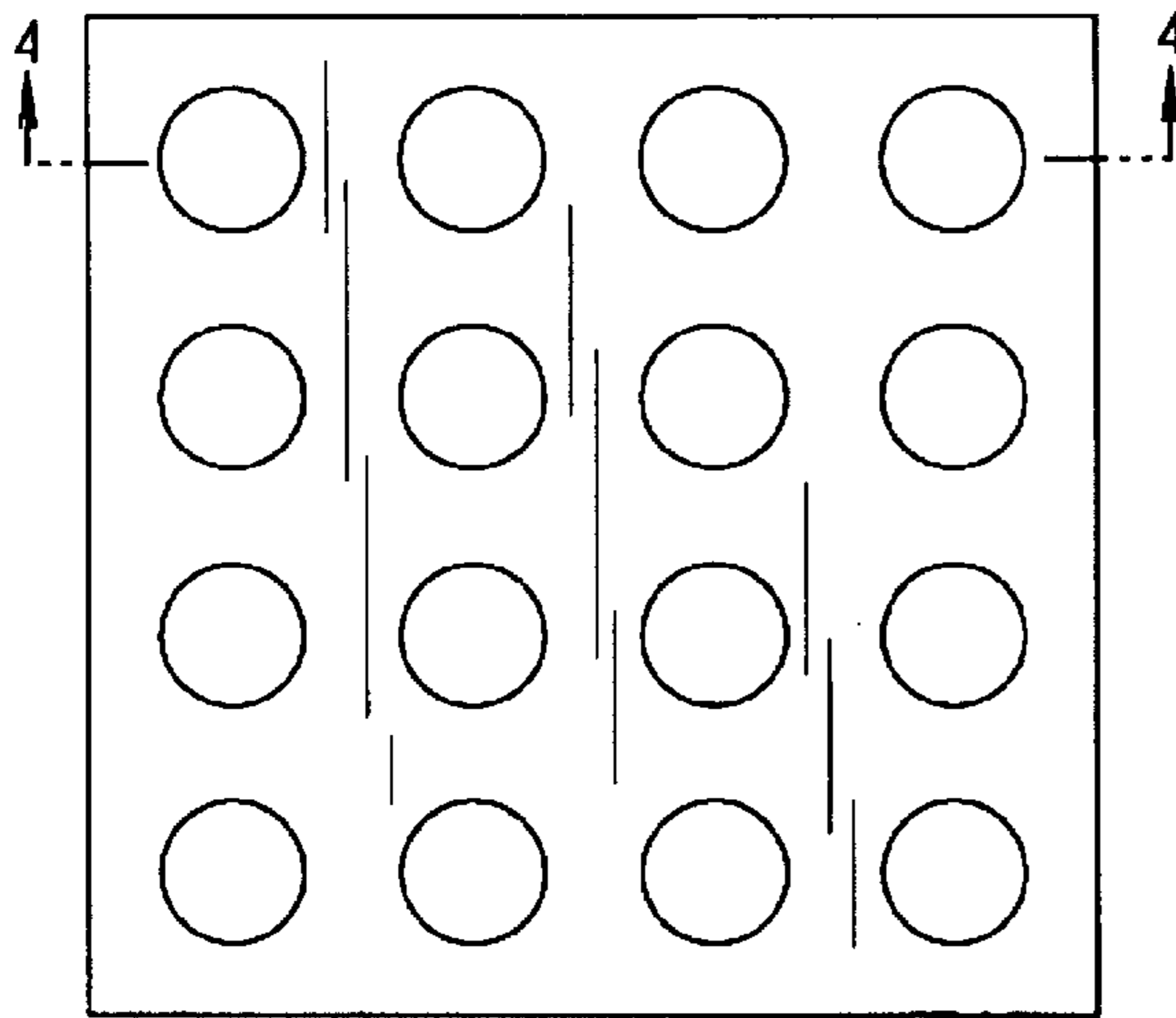


FIG. 2



FIG. 4



FIG. 3